

Calista



EGING GAME MODEL



For more details of category
YB Official Web site

The Calista series not only incorporates the latest carbon materials, but is also refined to the limits of blank performance through our design and manufacturing expertise. Every model is built to serve as a main rod—easy for anyone to handle, highly responsive to technical input, and capable of effortless long casting beyond what you might expect. Each model has a distinct character and high potential, allowing you to choose the one that best suits your field and fishing style.

REEL BALANCE POSITION

▲ 150g

▲ 180g

Reel Balance Indicator

This mark shows the balance point when a reel is equipped. It does not represent a recommended reel weight, so please use it only as a reference for overall tackle balance.

72L/TF

TACTICAL FINESSE

PRICE :

LURE : EGI #2.5~3.5

LINE : PE 0.4~0.8

● Length : 2204mm (Closed length : 1125mm)

● Weight : 79g

● Suitable reel size : D: LT2500 / S: 2500

● Guide : TORZITE Titanium frame K Guide (Fuji)

● Target : Squid

● Reel seat : VSS16 (Fuji) / Up lock nut



[Grip] a.285mm | b.365mm |

The trump card of the Calista series, maximizing its highest sensitivity to conquer selective situations.

A tactical fineness model developed for anglers to tactically use size 3 egi. While utilizing the size 3.5 as the main weapon, anglers can maneuver the size 3 egi without any stress with its lightness. The synergistic effect of the sharp and short length 7.2 ft blank dramatically improves the ability to transmit information through the blank. Thanks to the strong butt power common to the series, anglers will easily be able to target the monstrous spring squid.

90LML/S

STREAM

PRICE :

LURE : EGI #2.5~3.5

LINE : PE 0.4~0.8

● Length : 2744mm (Closed length : 1404mm)

● Weight : 96g

● Suitable reel size : D: LT2500 / S: 2500

● Guide : TORZITE Titanium frame K Guide + SiC Titanium frame RV Guide (Fuji)

● Target : Squid

● Reel seat : VSS16 (Fuji) / Up lock nut



[Grip] a.315mm | b.400mm |

A long-length model that delivers delicate lure action without sacrificing high sensitivity, even in strong current.

This is a highly sensitive and flexible long length model able to feel for the squid jig in the current. We have fused together the light tip section to a medium class strength butt section to realize its outstanding casting ability. Although the rod is a long length model, the exceptional balance will allow anglers to easily and lightly control the rod to induce the bite of the squid while the highly sensitive blank will transmit the slightest touch from the squid and feel for the current during the curve fall of the egi.

76ML/TJ

TECHNICAL JERK

PRICE :

LURE : EGI #2.5~3.5

LINE : PE 0.4~1

● Length : 2293mm (Closed length : 1175mm)

● Weight : 87g

● Suitable reel size : D: LT2500 / S: 2500

● Guide : TORZITE Titanium frame K Guide + SiC Titanium frame RV Guide (Fuji)

● Target : Squid

● Reel seat : VSS16 (Fuji) / Up lock nut



[Grip] a.290mm | b.375mm |

A technical model that uses its short length for light handling and a wide variety of jerking techniques to lure squid.

The technical short length model was designed to enable anglers to utilize their various jerking techniques. The flexible yet short length blank will be a tactical weapon for anglers to precisely maneuver the squid jig for the final leg of the pursuit of the squid. It will be most suited for fishing around structures and drop off or technically controlling the lure when sight fishing. Furthermore, the responsiveness of the short length blank will also assist anglers to speedily search a vast area. This short length versatile blank will also be great for off shore boat eging.

82ML/AR

ALL-ROUNDER

PRICE :

LURE : EGI #2.5~3.5

LINE : PE 0.4~1

● Length : 2496mm (Closed length : 1282mm)

● Weight : 92g

● Suitable reel size : D: LT2500 / S: 2500

● Guide : TORZITE Titanium frame K Guide + SiC Titanium frame RV Guide (Fuji)

● Target : Squid

● Reel seat : VSS16 (Fuji) / Up lock nut



[Grip] a.305mm | b.390mm |

This all-around model expands the possibilities of various techniques, embodying the new technology of the latest Calista series.

This is the new all rounder model of the renewed Calista series where anglers will be able to first handedly experience our developmental concept. The blank is fused together with castability, controllability, sensitivity and power for anglers to bring out its true colors all year round at any given situation. The sharpness hidden beneath the user-friendly characteristics will breathe life into the egi controlled by the angler through long distance casting, jerking and line control.

86M/PE

POWER & FINESSE

PRICE :

LURE : EGI #2.5~4.0

LINE : PE 0.4~1

● Length : 2573mm (Closed length : 1320mm)

● Weight : 98g

● Suitable reel size : D: LT2500 / S: 2500

● Guide : TORZITE Titanium frame K Guide + SiC Titanium frame RV Guide (Fuji)

● Target : Squid

● Reel seat : VSS16 (Fuji) / Up lock nut



[Grip] a.315mm | b.400mm |

This model achieves a level of sensitive operability that overturns the common perception of power rods.

Like the 82ML/AR, it is an all rounder model suitable for year round fishing with lightness and responsiveness as its distinct qualities. The blank was back to the drawing board and rebuilt from the ground up to break all stereotypes of the standard 86M specifications for eging. Even if you own a rod with similar specs to 86M, we would like you to take hold of this rod to first handedly experience the highly responsive controllability of the egi and outstanding casting distance the blank produces.

79MMH/AG

AGGRESSIVE

PRICE :

LURE : EGI #3.0~4.5

LINE : PE 0.6~1

● Length : 2380mm (Closed length : 1226mm)

● Weight : 99g

● Suitable reel size : D: LT2500 / S: 2500

● Guide : TORZITE Titanium frame K Guide + SiC Titanium frame RV Guide (Fuji)

● Target : Squid

● Reel seat : VSS16 (Fuji) / Up lock nut



[Grip] a.315mm | b.400mm |

A special concept model dedicated to more aggressive game from both shore and boat.

There are no specific rule books for eging, and there are as many styles and game plans as there are anglers. The 79MMH/AG is a super highly responsive model for those anglers who aggressively allure the squid by technical approaches. It is designed with a medium class tip section and a medium heavy class butt section to easily and sharply maneuver the # 3.5 egi. We have also reduced the stress on the anglers side by giving the rod contradicting characteristics of flexibility and power.

Mebius



EGING GAME MODEL



For more details of category
YB Official Web site

The Mebius series reflects our ambition to make YAMAGA Blanks rods accessible to more anglers. By fully leveraging our design expertise and in-house manufacturing, we achieved reliable performance and quality at an approachable price. With six models ranging from short, lightweight designs to medium-heavy classes, the series covers a wide variety of situations. Whether used as a main rod or a specialized backup, Mebius lets you experience the philosophy and performance of YAMAGA Blanks blanks.

REEL BALANCE POSITION

▲ 150g

▲ 180g

Reel Balance Indicator

This mark shows the balance point when a reel is equipped. It does not represent a recommended reel weight, so please use it only as a reference for overall tackle balance.

710L

PRICE :

LURE : EGI #1.8~3.5 (~21g)

LINE : PE 0.3~0.6

● Length : 2390mm (Closed length : 1225mm)

● Weight : 84g

● Suitable reel size : D: LT2500 / S: 2500~C3000

● Guide : SiC-S stainless frame K Guide (Fuji)

● Target : Squid

● Reel seat : VSS16 (Fuji) / Down lock nut



[Grip] a.290mm | b.365mm |

This model lures targets out with lightness and short length, allowing it to handle a wide range of situations.

If you wish to use super fine PE line to sense slightly changes of pressure of current and lure out carefully, this sensitive short length model is the one. When squid is less active than usual then you are required to feel slightly changes of current and need to manipulate and lure out delicately, sensitiveness which is loaded to 710 enable you to cast light weight of Egi, sense tiny contact of squid and keep squid over 2kg under control. Of course you can take 710 for fishing from boat.

88L

PRICE :

LURE : EGI #2.5~3.5 (~21g)

LINE : PE 0.4~0.8

● Length : 2645mm (Closed length : 1325mm)

● Weight : 93g

● Suitable reel size : D: LT2500~3000C / S: 2500~C3000

● Guide : SiC-S stainless frame K Guide (Fuji)

● Target : Squid

● Reel seat : VSS16 (Fuji) / Down lock nut



[Grip] a.310mm | b.385mm |

A light class that makes use of its flexibility for easy and quick action.

This is the light class model which is good for short pitch jerk and jerk making use of line slack. You can cast even light weight of Egi with a comfortable feeling thanks to the flexibility and moderate power of recovery. So this is good to be used on sight fishing technically. Yet it has enough power to keep huge squid under control, you can manipulate Egi with less power than others. Once you fish with it you will recognize that it has gotten high potential to be used in all seasons.

85ML

PRICE :

LURE : EGI #2.5~3.5 (~24g)

LINE : PE 0.5~0.8

● Length : 2555mm (Closed length : 1305mm)

● Weight : 93g

● Suitable reel size : D: LT2500~3000C / S: 2500~C3000

● Guide : SiC-S stainless frame K Guide (Fuji)

● Target : Squid

● Reel seat : VSS16 (Fuji) / Down lock nut



[Grip] a.310mm | b.385mm |

To improve the efficiency of search in a high pressure field by specializing in performance of light manipulating feel.

It have been designed to be more flexible than 86M and finished to become technical rod which is enable anglers to manipulate various weight of Egi at your will. You will be able to take advantage of versatility of 85ML as such as luring out delicately on sight fishing, jerk making use of line slack and short pitch jerking. We recommend 85ML for any level of anglers as an all rounder

79M

PRICE :

LURE : EGI #2.5~4.0 (~28g)

LINE : PE 0.5~1

● Length : 2365mm (Closed length : 1210mm)

● Weight : 89g

● Suitable reel size : D: LT2500~3000C / S: 2500~C3000

● Guide : SiC-S stainless frame K Guide (Fuji)

● Target : Squid

● Reel seat : VSS16 (Fuji) / Down lock nut



[Grip] a.300mm | b.375mm |

A short, powerful model designed to improve Egi response. Perfect for boat eging as well.

Blanks of 79M have been brushed up to be taking advantage of length. You will feel the high response speed of blanks and high usability as characteristics of short length models while pursuing long casting performance. Yet it has enough power to cast and manipulate even size 4 Egi (about 25g). It has been loaded with moderate power of recovery, flexibility, and lightness on blanks. If you are required to lure a speedy or take time to lure a spooky one out, 79M will be your huge advantage for sure.

86M

PRICE :

LURE : EGI #2.5~4 (~30g)

LINE : PE 0.5~1

● Length : 2595mm (Closed length : 1325mm)

● Weight : 98g

● Suitable reel size : D: LT2500~3000C / S: 2500~C3000

● Guide : SiC-S stainless frame K Guide (Fuji)

● Target : Squid

● Reel seat : VSS16 (Fuji) / Down lock nut



[Grip] a.320mm | b.395mm |

It has both lightness and power, and is intended to aim large squid.

It is standard model of Mebius series. Although it is medium class rod, it have gotten sensitive, flexible tip and belly section to be adjusted modern eging scene technically. It have been designed to be well balanced to cast and manipulate Egi with less input by angler reducing burden of angler's wrist. This 86M is the most versatile model of this series. You can cast long distance and manipulate at your will even size 4 Egi (about 30g) without any anxious.

83MH

PRICE :

LURE : EGI #3.0~4.5 (~35g)

LINE : PE 0.6~1.2

● Length : 2515mm (Closed length : 1285mm)

● Weight : 98g

● Suitable reel size : D: LT3000C / S: C3000

● Guide : SiC-S stainless frame K Guide (Fuji)

● Target : Squid

● Reel seat : VSS16 (Fuji) / Down lock nut



[Grip] a.320mm | b.395mm |

This is a medium heavy class that allows you to easily operate large egi. This model specializes in targeting large squid.

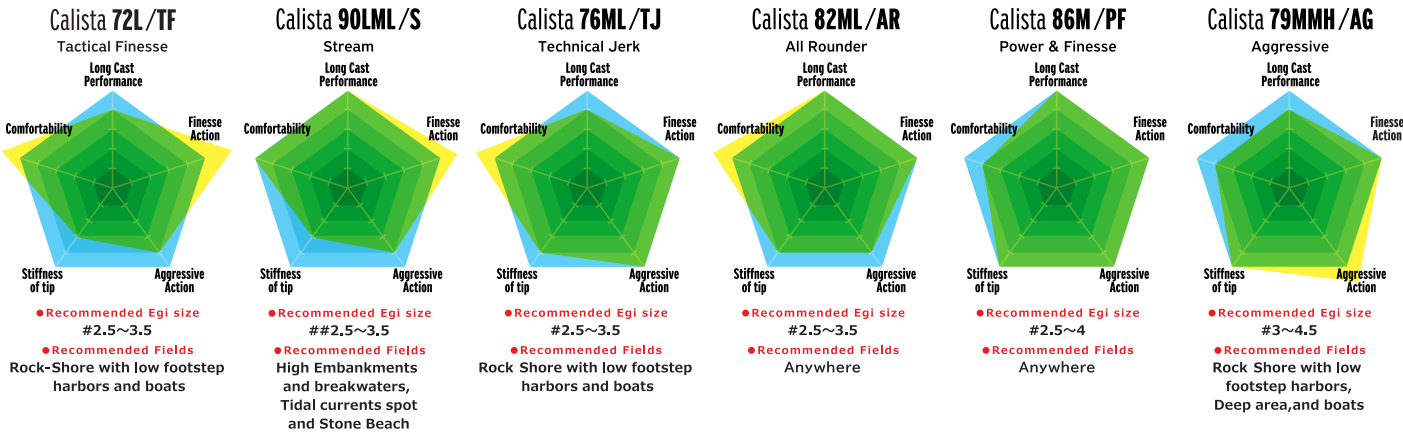
Although this is the medium heavy model which have been loaded massive power on butt section, blanks of 83MH have lightness and flexibility. It is good for size 3.5~ 4 of Egi mainly, you can of course use heavy type of size 4.5 of Egi. This 83MH have been designed to be loaded enough power to set hook on huge squid even heavier than 2kg and lightness and flexibility of blanks will reduce unwanted kickback when you jerk.

Calista RADAR CHART COMPARISON

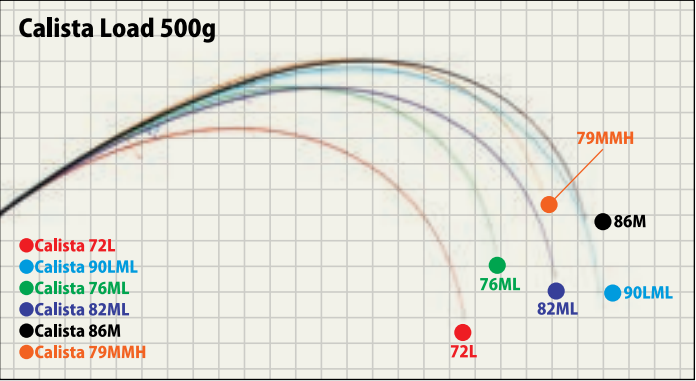
Description of chart items

Long Cast Performance · Evaluation of casting ease and power within the blank.
Finesse Action · Evaluation of Slack Jerks and twitching actions that are important with sight fishing.
Aggressive Action · Evaluation of Aggressive Jerks which include general jerks, winding jerks, and combination jerks.
Stiffness of tip · Advantages of a stiffer tip include easier operation in deeper waters, waters with strong currents, and larger resistance Egi. The advantages of a softer tip include an increase in sensitivity to feel changes in the water and is less physically demanding.
Comfortability · A model with stiffness may increase the physical burden, so please refer to this item and choose it if you tend to hurt your wrist.

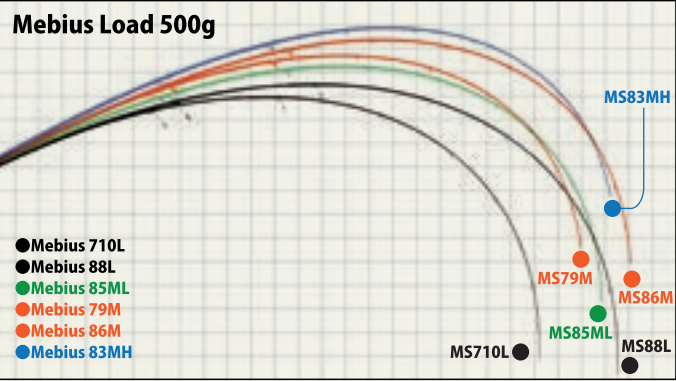
The radar chart visualizes characteristics that are difficult to quantify, but these five items do not represent everything about the rod. Depending on the length or else, the way the angler feels about using it will change. Please use this as a guide only.



Calista & Mebius BENDING CURVES



●The 72L/TF is the most delicate L-class model in the Calista series. From the tip through the belly, the blank bends smoothly and progressively, while the butt section retains strength on par with other models in the lineup. This solid butt power allows even large spring squid to be lifted quickly and with control. Although static-load tests cannot fully convey it, the Calista series' signature high-rebound blank delivers fast recovery with no wobble or sluggishness, maintaining crisp response while flexing smoothly.



●These are comparison images of Mebius series which are loaded 500g weight on tip. Mebius series have been loaded more flexibility than Calista series to get more versatility and usability. We have focused on cast feeling of Mebius series. Wide range of release point and power of recovery will provide you excellent feeling and distance of cast. Comfortability of casting and toughness as aging rod are directly linked to versatility for aiming at various target. Enough versatility that to be used for horse mackerel, rockfish, black sea bream, seabass or light jigging game is hidden in those blanks.

※These images are not illustrated on the full potential or characteristics of rods. Please understand that these pictures are taken under the limited situation and it was loaded with weight on rods gently.



2026 NEW SERIES
Lupus
for Native Trout Game Series
51S / 51B / 61S / 73S

The real thrill of trout fishing in small to medium size streams is to search for the “answers” scattered throughout the river. Anglers seek for changes in the flow, hiding places behind rocks, and the transitions between rapids and deep pools to accurately place their lures in the feeding zone. Whether it's a small pocket behind a rock or a change in the current, when you can cast to the exact spot, trace the desired line, and finally hook up that fish you were after, this process is what makes trout fishing so attractive.

To truly enjoy this style of fishing, you need a rod that bends when and where you need it to, to gently follow through as you imagine. The new Lupus series inherits the supple bending and tracking ability that allows it to follow the fast run of a trout. This was a feature of the original Lupus series, but has evolved into a blank that is typical of Yamaga Blanks in recent years, with a sharp yet flexible bending curve.

The lineup of four rods, which cover everything from headwaters to the middle basin of rivers, will enable anglers to pinpoint accurately and cast into the right spots from the get go, giving you a sense of security which will compel you to venture up stream with the rod.

Lupus
Lupus for Native Trout Game
All four models

Lupus

for Native Trout Game



NATIVE TROUT GAME MODEL

The new Lupus lineup covers everything from headwaters to midstream sections. To match today's evolving trout scene, the blank design was completely reworked from the ground up—preserving the distinctive “Lupus feel” while pursuing the firmness and precision demanded by modern native trout fishing. The 51S/3pcs and 51B/3pcs deliver outstanding casting accuracy and maneuverability, and mark the first time the series adopts a multi-piece construction. The lineup is further rounded out by the 61S, designed to link upstream and midstream water while covering ground efficiently, and the 73S, built with large, open water in mind. Reborn as a series that deepens every moment of the native trout game.



For more details of category
YB Official Web site

51S/3pcs

Spinning model

PRICE :

LURE : 2~7g

LINE : PE 0.3~0.6

- Length: 1570mm (Closed length: 545mm)
- Weight: 75g(P)
- Suitable reel size: D: LT1000~2000 / S: 1000~2000
- Guide: SiC-S Titanium frame K Guide (Fuji)
- Recommended Target: Trout
- Reel Seat: Original wood seat / Down lock



This rod represents the new generation of Lupus.
Built for high-precision casting to trace your intended line with accuracy.

This minnowing model is built for upstream fishing in headwaters and small mountain streams. Despite its short length, the specialized blank delivers firm stiffness and strong repulsion for low-trajectory, pinpoint casts into tight spots with minimal effort. Tuned for heavy sinking minnows, it traces your intended line accurately while relaying subtle current changes, and it snaps through sharp twitch actions with ease. The portable three-piece design is ideal for trekking through dense forests and long walks—made for anglers chasing a memorable trout.

51B/3pcs


Overhead Reel Model

PRICE :

LURE : 2~7g

LINE : PE 0.4~0.8

- Length: 1570mm (Closed length: 545mm)
- Weight: 76g(P)
- Suitable reel size: Overhead Reel For Ultra Fine Line
- Guide: SiC-S Titanium frame K Guide (Fuji)
- Recommended Target: Trout
- Reel Seat: Original wood seat / Down lock



A multi-piece baitcasting model that responds precisely to the angler's intent.
Accurately pins the target.

This three-piece baitcasting model is ideal for small-minnow fishing in headwaters and tight mountain streams. With a supple bend and ample repulsion, the blank loads smoothly even with compact wrist-flick casts, delivering low-trajectory, pinpoint casts that place the lure naturally on your intended line. In difficult situations—limited footing, tight casting angles, or overgrown summer creeks—the advantages of baitcasting tackle and the blank's performance work in harmony to accurately hit tight spots. A rod that delivers the pure pleasure of casting while adding value to every fish you target and land.

61S/3pcs


Spinning model

PRICE :

LURE : 2~10g

LINE : PE 0.4~0.8

- Length: 1854mm (Closed length: 545mm)
- Weight: 82g(P)
- Suitable reel size: D: LT2000 / S: 2000
- Guide: SiC-S Titanium frame K Guide (Fuji)
- Recommended Target: Trout
- Reel Seat: Original wood seat / Down lock



This rod embodies the Lupus series' heritage and evolution.
A newly tuned balance of firmness and follow-through.

This all-rounder covers a wide range of situations from headwaters to broader midstream runs. While inheriting the original Lupus series' supple follow-through, it adds just the right firmness in key areas of the blank. From downstream drifts with floating minnows to upstream approaches with heavy-sinking minnows, it adapts to the conditions with ease. A flexible tip absorbs bites for smooth hook-ups, and the blank bends fully to gently control trout through the fight—an ideal rod for those rare, high-quality fish in upper to midstream waters.

73S/3pcs


Spinning model

PRICE :

LURE : 3~14g

LINE : PE 0.6~1

- Length: 2217mm (Closed length: 1132mm)
- Weight: 93g(P)
- Suitable reel size: D: LT2000~2500 / S: 2000~2500
- Guide: SiC-S Titanium frame K Guide (Fuji)
- Recommended Target: Trout
- Reel Seat: Original wood seat / Down lock



A long-length model designed for wide coverage.
Light and effective in rivers and lakes.

The Lupus 73S is a long-length model built for large trout in big rivers and lakes. When fishing downstream, its responsive tip and belly resist the current, keeping the minnow tracking smoothly and consistently even in strong flow. It also excels at long-distance casting, making it ideal for working spoons on lakes. The blank flexes naturally to convert those precious bites into near-automatic hook-ups as the fish turns, and despite its light, nimble feel, it carries ample butt power to take on big trout with confidence.



Lupus BENDING CURVES

Lupus for Native Trout Series

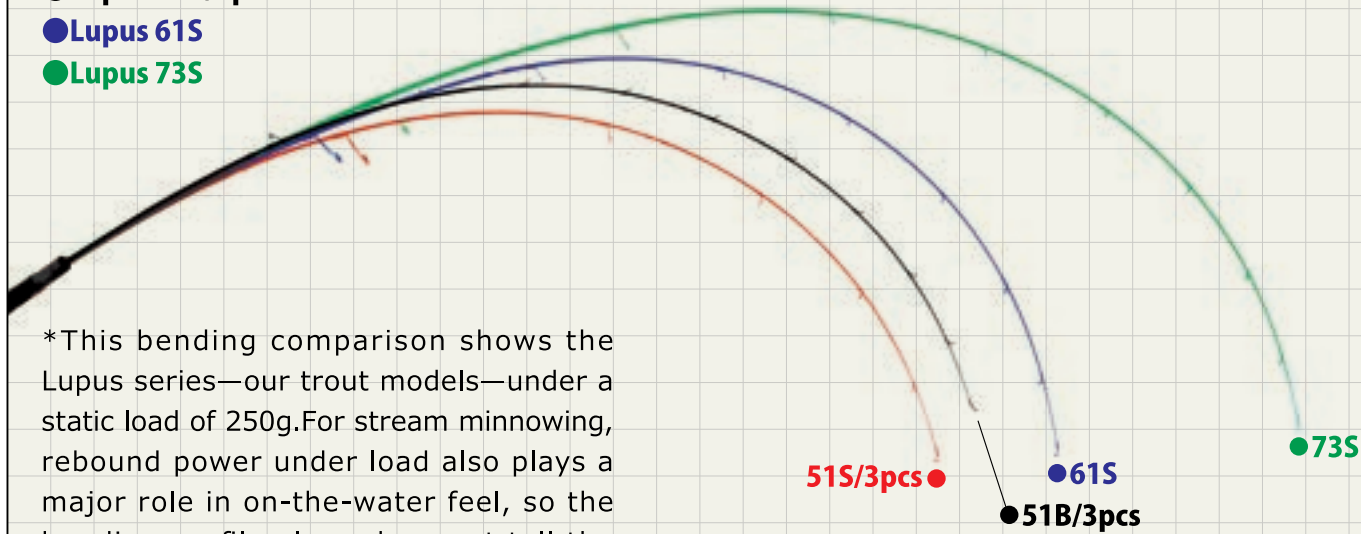
Load 250g

●Lupus 51S/3pcs

●Lupus 51B/3pcs

●Lupus 61S

●Lupus 73S



*This bending comparison shows the Lupus series—our trout models—under a static load of 250g. For stream minnowing, rebound power under load also plays a major role in on-the-water feel, so the bending profile alone does not tell the whole story.

51S/3pcs & 51B/3pcs Dedicated rod bag



A dedicated rod bag is included with the 51S/3pcs and 51B/3pcs. It helps prevent damage and scratches during stream entry and exit or transport, while also securely protecting the guides and blank when stored inside a bag.

*The rod bag shown above is exclusively for the 51S/3pcs and 51B/3pcs models.
*The rod bag pictured is a prototype; design and specifications are subject to change without notice.



Lupus for Area Trout Game



The Lupus Area Trout series is a comprehensive lineup designed to cover area trout fishing from every angle. The six-model lineup includes three Retrieve Type models for reeling-focused approaches, two Motion Type models for actively working lures, and one Special Task Type model that explores unique strategies beyond conventional methods. All models offer greater depth and precision in area trout fishing.

REEL BALANCE POSITION

150g 175g 200g

Reel Balance Indicator

This mark shows the balance point when a reel is equipped. It does not represent a recommended reel weight, so please use it only as a reference for overall tackle balance.

AREA TROUT GAME MODEL

61 RM TYPE: RETRIEVE MULTIPURPOSE

PRICE: LURE: 0.6~6g LINE: 1.5~4lb / PE 0.15~0.5

Length: 1865mm (Closed length: 955mm) Weight: 54g Suitable reel size: D: LT1000~2000 / S: 1000~C2000

Guide: SiC-S Stainless frame K Guide (Fuji) Recommended Lure: Spoon · Crank-baits

Reel Seat: DPS16 (Fuji) / Up lock nut

QR code

Grip a.195mm | b.260mm

Ideal for all types of retrieval with shallow-running minnows, and regular “stop and go” techniques using bottom-type cranking baits.

It is the most versatile model of the series, able to cast various types and weight of lures with a regular taper blank. The sensitive tip section will capture the subtle bite of the fish and moderately stiff belly section will not only help a swift hookup but also reduce miss bites. We can confidently recommend this rod for those anglers who want to use 1 rod for all types of approaches and different trout ponds as well as beginner trout fishermen.

511 RF TYPE: RETRIEVE FINESSE

PRICE: LURE: ~4g LINE: ~3lb / PE ~0.4

Length: 1820mm (Closed length: 930mm) Weight: 55g Suitable reel size: D: LT1000~2000 / S: 1000~C2000

Guide: SiC-S Stainless frame K Guide (Fuji) Recommended Lure: Micro spoon · Micro crank-baits

Reel Seat: DPS16 (Fuji) / Up lock nut

QR code

Grip a.195mm | b.260mm

This is a finesse model designed for ultra-thin lines and super-light lures such as micro spoons and small crankbaits.

This is the finesse model of the 61RM for down-sizing your main lures. The rod possess a sensitive and flexible tip to belly section, capable of hooking up the subtlest bites of ultra light lures with a slow retrieval. The flexible blank will absorb the load and prevent the ultra thin line from bust offs and stretching of the super fine hooks. Although it is a finesse model, the butt section has ample power for the unexpected big trout. It is most ideal for small-middle size ponds for dose range fishing for numbers and those anglers who prefer a softer rod as their main rod.

66 RS TYPE: RETRIEVE SHARPNESS

PRICE: LURE: 0.8~6g LINE: 1.5~5lb / PE 0.15~0.5

Length: 1990mm (Closed length: 1025mm) Weight: 57g Suitable reel size: D: LT1000~2500C / S: 1000~C2500

Guide: SiC-S Stainless frame K Guide (Fuji) Recommended Lure: Crank-baits · Spoon (Large size available)

Reel Seat: DPS16 (Fuji) / Up lock nut

QR code

Grip a.225mm | b.290mm

The sharpest model for quick hook-ups with high-drag lures cast long distances.

The tip section has been designed with plenty of flexibility for a more loose action of the lure during retrieval and will allow anglers to successfully hook up the slightest of bites. In contrast, the belly section is stiffer to effectively hookup those cranking baits that tend to have more drag and are more difficult to transmit the hooking towards the fish. The 6.6ft length will also allow anglers easier line mending if required and possesses the most powerful butt section in the retrieval type rods.

62 MB TYPE: MOTION BOTTOM BOUNCING

PRICE: LURE: 1~6g LINE: 2~6lb / PE 0.15~0.6

Length: 1895mm (Closed length: 970mm) Weight: 61g Suitable reel size: D: LT1000~2500C / S: 1000~C2500

Guide: SiC-S Stainless frame K Guide (Fuji) Recommended Lure: Vibration · Lures for bottom

Reel Seat: DPS16 (Fuji) / Up lock nut

QR code

Grip a.225mm | b.290mm

A highly responsive model ideal for maneuvering bottom-type lures and metal vibrations using bottom-bouncing techniques.

Since the blank has been engineered to be stiffer with a bouncy tip section, anglers will be able to rhythmically utilize the “lift and fall” technique with metal vibrations. This stiffness will also allow for a swift hookup while the angler is maneuvering the lure. Furthermore, this will also help the initial action of the lure when utilizing the “stop and go” method. This model is not only great for deeper ranges, but also ideal for maneuvering top water lures.

60 MTR TYPE: MOTION TWITCH & RETRIEVE

PRICE: LURE: 1~10g LINE: 2.5~8lb / PE 0.2~0.6

Length: 1830mm (Closed length: 940mm) Weight: 55g Suitable reel size: D: LT1000~2500C / S: 1000~C2500

Guide: SiC-S Stainless frame K Guide (Fuji) Recommended Lure: Minnows

Reel Seat: DPS16 (Fuji) / Up lock nut

QR code

Grip a.225mm | b.290mm

This is a model to actively hookup through twitching and simple retrieval. A model for those anglers chasing large mountain and brown trout.

This model has been designed with stiffness required to actively twitch the rod to animate the lure in the water. Anglers can continuously twitch the rod to dramatically bring life into the lure. The sensitivity and stiffness of the blank will also help anglers successfully set hook in the hard mouth of the various species of trout. Furthermore, the “stop and go” technique with buoyant minnows will allow for a vertical approach which is highly productive for rainbow trout.

61 STT TYPE: SPECIAL TASK TROPHY

PRICE: LURE: 3~12g LINE: 4~10lb / PE 0.4~1

Length: 1864mm (Closed length: 957mm) Weight: 71g Suitable reel size: D: LT2500C~3000C / S: C2500~C3000

Guide: SiC-S Stainless frame K Guide (Fuji) Recommended Lure: Long lip minnow · Heavy sinking minnow

Reel Seat: DPS16 (Fuji) / Up lock nut

QR code

Grip a.260mm | b.345mm

A final weapon for targeting trophy-size, inactive trout through both static and dynamic lure actions.

It is a special concept model that focuses on site fishing for large trout lurking in the fishing ponds and to manually induce bites from these spooked fish. Anglers will lightly be able to control minnows with heavy drag and maximize the potential of these types of lures with the stop and go technique. By attempting various approaches and different trace courses, anglers will easily be able to make that spooked fish bite your lure thought technical rod work of this powerful, yet light rod.

The recommended targets and method for Lupus for Area Trout Game Series

◎ = Highly recommended ○ = Recommended

Lupus Area Series All models	TYPE Retrieve			TYPE Motion		TYPE Special Task
	61 RM	511 RF	66 RS	62 MB	60 MTR	61 STT
Recommended Lure						
MICRO SPOON ~1g	○	◎				
SPOON 1~3g	◎	◎	○	○		
LONG CAST SPOON 3g~	○		◎	○	○	○
MICRO CRANKBAIT	○	◎				

Supple action that tames lure movement and a delicate tip for sensing subtle changes—essential for targeting pressured fish.

FULLSIZE CRANKBAIT	◎	○	◎	○	○	
--------------------	---	---	---	---	---	--

Supple action and a delicate tip essential for pressured fish.

BOTTOM TYPE LURES	○		○	◎	○	
-------------------	---	--	---	---	---	--

A model that combines sensitivity to read bottom contours with butt power to control high-resistance lures.

TOPWATER LURE	○			◎	◎	
---------------	---	--	--	---	---	--

A firm, fast-recovering model for precise control of both “static” and “dynamic” actions.

MINNOW	○		○	○	◎	○
--------	---	--	---	---	---	---

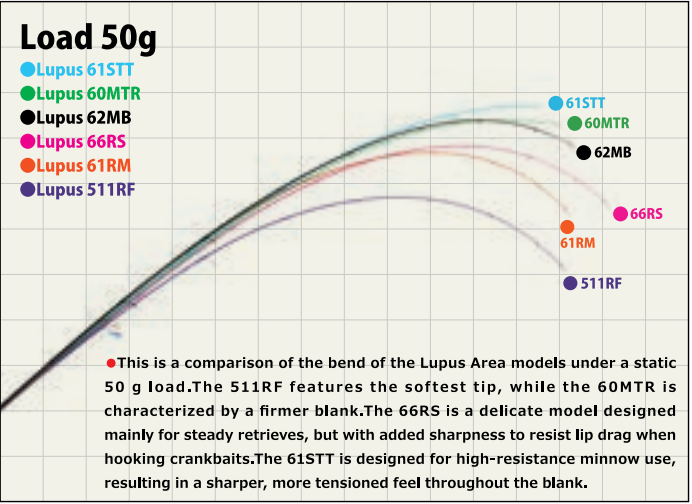
A model with a supple tip for twitching and high rebound for crisp, high-tempo control.

HEAVY SINKING MINNOW LONG LIP MINNOW					○	◎
--------------------------------------	--	--	--	--	---	---

A must-have lure for targeting big fish, demanding rods with both power and firm backbone.

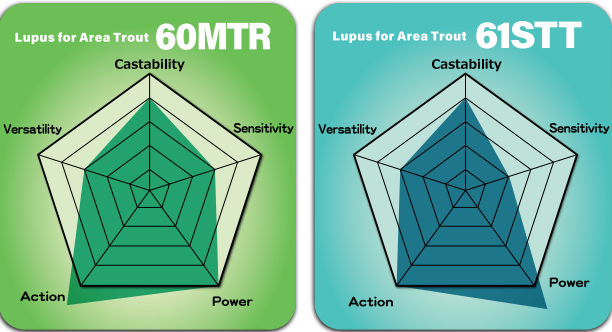
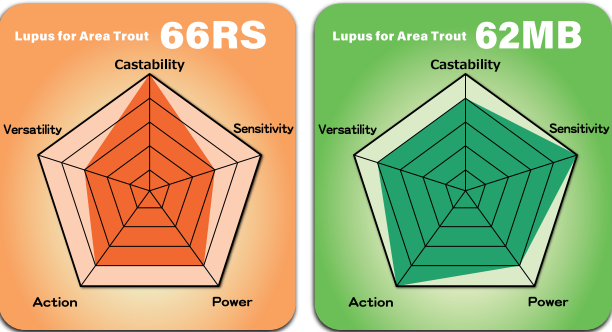
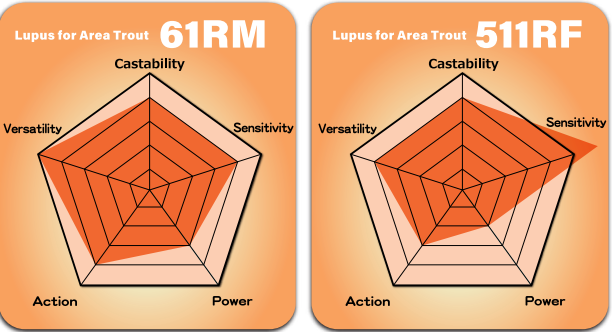


Lupus Area Trout BENDING CURVES



Lupus for Area Trout RADER CHART

- Castability** • Casting performance when using the lures each model is best suited for.
- Sensitivity** • Small-lure control (e.g., micro spoons) and sensitivity to read underwater feedback.
- Power** • Firm backbone for crisp control and the power to handle monster-class fish.
- Action** • Operability from subtle inputs to dynamic actions like twitching.
- Versatility** • Higher versatility allows one rod to handle a wider range of lures and methods.



Radar charts are used to visualize characteristics that are difficult to quantify, but these five categories do not represent everything about a rod. Perception may vary from angler to angler, so please use this chart only as a general reference.



YAMAGA Blanks MEMBERS NEW DAWN 2026

In 2026, four additional models are scheduled for release. Three will join the “ELITE” series, featuring unmatched, highly specialized performance, while one new model will enter the “BETA” series, built around a bold and unconventional concept. In addition, a special-color model packed with playful creativity—“VIVID”—is currently in development. From the ELITE series, BlueCurrent 610 and BlueCurrent 73 have been refined to the limits of their respective strengths. The 610 is dedicated to aggressive techniques such as topwater and jerking for seabass and black sea bream. Its length is suited for both shore and boat use, making it a rod aimed squarely at plugging enthusiasts nationwide. The 73, meanwhile, inherits the versatility of previous models while delivering smoother handling and enhanced core performance. Reborn through the full application of YAMAGA Blanks’ technology, it stands as an aggressive, do-everything rod. Calista 82 is currently under intensive development as a rod for eging experts. Building on the existing model, it has been sharpened further to improve precision and crispness while maintaining its light, agile feel. From the BETA series, the upcoming EARLY 120 / 3pcs represents a new challenge for YAMAGA Blanks—combining unprecedented ultra-long-range performance with true portability. In 2026, we will continue to stand at the forefront as dedicated craftsmen. We invite you to experience firsthand the innovative rods born from all the technology we have accumulated, driven by passion and an unending spirit of exploration.

2026 NEW MODELS

BlueCurrent

610

ELITE

PRICE:

LURE: 3~16g

LINE: PE 0.6~1

●Length: 2100mm (Closed length: 1075mm)

●Weight: 76g

●Guide: TORZITE Titanium frame K Guide (Fuji)

●Reel Seat: NHSS13 (Fuji) / Up lock nut

●Suitable reel size: D: LT2000~3000C / S: 2000~C3000

●Target: Black sea bream · Seabass · Rockfish · Migratory fish

●Lure: Anything

BlueCurrent

73

All Range NXT
ELITE

PRICE:

LURE: 1~12g

LINE: PE 0.2~0.8

●Length: 2221mm (Closed length: 1136mm)

●Weight: 77g

●Guide: TORZITE Titanium frame K Guide (Fuji)

●Reel Seat: NHSS13 (Fuji) / Up lock nut

●Suitable reel size: D: LT2000~2500 / S: 2000~2500

●Target: Anything

●Lure: Anything

Calista

82

ELITE

PRICE:

LURE: EGI #2.5~4.0

LINE: PE 0.4~1

Under development

This razor-sharp blank delivers a razor-sharp response. “Super Sharp Custom” transmits even the subtlest information through the blank.

While maintaining the series concept of “lightweight, long casting distance, and the enjoyment of light, comfortable squid jigging,” this Super Sharp Custom is further refined by stripping away the unnecessary and focusing purely on performance. Cutting-edge prepreg and the latest design maximize the advantages of a tubular blank, producing ultra-high elasticity and razor-sharp recovery. With exceptional sensitivity, it relays even the faintest information to the angler and slices cleanly through the air on the cast. It’s not an easy rod for everyone, but in skilled hands it reveals its true value—an expert model for dedicated squid anglers.

YAMAGA Blanks

FLAWLESS EDITION

“ELITE”

This is a model with honed performance and can be considered the elite model of our Yamaga Blanks brand. It may not suit everyone’s needs but compared to the standard models, it is not only a high quality model but a model for those hardcore anglers seeking a little something different.

YAMAGA Blanks

ADVANCED EDITION

“BETA”

With Yamaga Blanks state of the art blank manufacturing technology, this category is revolutionary and a challenge to the world and towards ourselves. Although it is called “BETA” this does not mean it is incomplete, but rather catering for the ever bias needs of the market in a category of its own.

YAMAGA Blanks

ORIGINAL CONCEPT EDITION

“PILLAR”

Although each model is distinctive, we have pursued the user-friendly feel typical of YAMAGA Blanks rods. “PILLAR” represents the strong foundation of this series within YB. In addition to the standard models, we are scheduled to release the following two ORIGINAL CONCEPT EDITION “PILLAR” models.

YAMAGA Blanks

LIMITED COLOR & DESIGN EDITION

“VIVID”

Get ready to jump on the limited color and design editions, finished with YAMAGA Blanks’ high-level painting craftsmanship. These are generally one-off productions, released as surprise drops selected from our regular lineup—not part of the standard catalog offerings.

YAMAGA Blanks

OVERSEAS’ ORIGINAL EDITION

“GLOBAL”

The Global Series is not sold in Japan, overseas only. The lineup consists of models developed to much to overseas needs. We plan to continue releasing models for various countries, fields, and targets. OVERSEAS’ ORIGINAL EDITION “GLOBAL”

The ultra-lightweight, highly resilient blank delivers a refined response. A specially tuned model that instantly transfers the angler’s input straight to the lure.

It features a lightweight, highly resilient blank designed to target seabass and bream. Its sharp response instantly conveys the angler’s intention to the lure, making it an ideal model for aggressive approaches with top water lures and hard jerking of minnow type lures. This specially tuned model is dedicated for those plugging enthusiasts who “sharpen their senses to seizing the moment” with an aggressive and speedy style of fishing.

Outstanding controllability that lets anglers work the lure at will. The refined new 73 All Range.

The new 73 All Range has been redesigned from the ground up to directly reflect the angler’s imagination. While maintaining its high versatility, this next-generation All Range has been equipped with outstanding sharpness for a more aggressive approach and gives the angler “the joy to control”. Anglers can not only use plugs but also cast out light squid jigs to target a wide variety of species.

EARLY

120

3pcs
BETA

PRICE:

LURE: Max 80g

LINE: PE 1~2.5

Under development

Aim for that "one step further" that you just couldn't reach. A multi-piece surf rod that combines ultra-long casting ability with portability.

This special rod combines an unprecedented 12ft long length with a 3-piece design. Developed primarily to target salmon in Hokkaido with the use of a “float-rig”. It not only has great casting ability, but also demonstrates unparalleled strength to outcast any other angler in the field. In addition to salmon, this powerful surf rod is equipped with the strength to handle long-distance float lures for blue-runner fishing in the vast surf.

Members LIMITED



MEMBERS LIMITED MODEL

BlueCurrent

86

All Range
ELITE

PRICE:

LURE: 3~21g

LINE: PE 0.4~1

●Length: 2580mm (Closed length: 1320mm)

●Weight: 92g

●Guide: TORZITE Titanium frame K Guide (Fuji)

●Reel Seat: NHSS13 (Fuji) / Up lock nut

●Suitable reel size: D: LT2500~3000C / S: 2500~C3000

●Target: Anything

●Lure: Anything

With a super-sharp blank that surpasses any versatile model, the new BlueCurrent All Range becomes your best weapon for light-game fishing.

86 All Range is a specialized model armed with super sharp casting feel and absolute controllability for the hardcore anglers who seek a more manualized sensitive game. Although it possesses the sensitivity and finesse of the light game category, we have produced the blank with exceeding resilience (characteristics of a blank to restore to its original form), while the newly designed grip will enable anglers to directly touch blank to further improve sensitivity.

BlueCurrent

41

BETA

PRICE:

LURE: 0.3~5g

LINE: PE ~0.6

●Length: 1242mm (Closed length: 640mm)

●Weight: 50g

●Guide: SIC-S Titanium frame K Guide (Fuji)

●Reel Seat: NHSS13 (Fuji) / Up lock nut

●Suitable reel size: D: ~LT2000 / S: ~2000

●Target: Common fields

●Lure: Common lures up to 5g

With a direct feel like an extension of your hand, this ultra-short spinning model is built purely for the pursuit of fun.

Despite its ultra-short length, this spinning model fully exploits the advantages of spinning tackle, delivering an impressive level of long-cast performance with small lures and crisp, responsive lure control. It excels in delicate aji and mebaru games where finesse is key, while its tenacious backbone also makes thrilling fights with seabass juveniles and black sea bream possible. Just imagining what kind of fish you might hook next is enough to make this rod exciting to fish with.

BlueCurrent

46/B

BETA

PRICE:

LURE: 0.5~5g

LINE: PE ~0.8

●Length: 1394mm (Closed length: 715mm)

●Weight: 58g

●Guide: SIC-S Titanium frame K Guide + RV Guide (Fuji)

●Reel Seat: FBCS13 (Fuji) / Down lock nut

●Suitable reel size: reel for bait finesse

●Target: Common fields

●Lure: Common lures up to 5g

A stylish ultra-short baitcasting model with a compact form that enables ultra-precise casting.

By packing the characteristics of a baitcasting model into an ultra-short rod, this model delivers pinpoint casting accuracy with exceptional precision. While it does require some familiarization, its outstanding handling and operability allow for highly efficient run-and-gun fishing. It truly shines in fields with limited backspace, such as stream trout fishing. With a crisp, responsive blank, this rod lets you fully experience the true enjoyment of lure fishing.

BlueCurrent

100

BETA
Tuned for SURF

PRICE:

LURE: 4~30g

LINE: PE 0.5~1

●Length: 3055mm (Closed length: 1555mm)

●Weight: 101g

●Guide: TORZITE Titanium frame K Guide (Fuji) 仕様

●Reel Seat: VSS16 (Fuji) / Up lock nut

●Suitable reel size: D: LT2500~4000C / S: 2500 · C3000 · 4000

●Target: Horse Mackerel · Rock fish · etc

●Lure: Metal jig · Rig

A light-game rod built with concentrated performance to gain extra distance when searching targets across vast waters.

BlueCurrent 100 BETA Tuned for SURF is a specialized light game model for casting in the vast surf. Although it is 10ft in length, we have not forgotten that it is a light game model. It is equipped with the sensitivity, lightness and finesse characteristics of a light game rod, yet able to cast long distances with jigs and “floats” and “sinker” rigs. This model will be the next standard for the light game, long distance search model in the BlueCurrent series.

BlueCurrent

60

Junior
PILLAR

PRICE:

LURE: ~7g

LINE: PE 0.3~0.8

●Length: 1830mm (Closed length: 940mm)

●Weight: 62g

●Guide: Alconite ring · Stainless frame K Guide (Fuji)

●Reel Seat: IPS16 (Fuji) / Down lock nut

●Suitable reel size: D: LT1000 / S: 1000~C2000

●Target: Anything

●Lure: Anything

A model that lets both kids and adults simply enjoy fishing, with a durable design tough enough to handle a bit of rough use.

This is the BlueCurrent series kids model. We have enhanced the strength of the blank and it is absolutely value for money. We can strongly recommend this rod for fishing enthusiasts and kids who are not bound to one type of fishing style but those who can enjoy not only the lure game but also utilize bait game.

BlueCurrent

70

TZ Trippers
PILLAR

PRICE:

LURE: ~12g

LINE: PE 0.3~0.8

●Length: 2145mm (Closed length: 560mm)

●Weight: 72g

●Guide: TORZITE Titanium frame K Guide (Fuji)

●Reel Seat: VSS16 (Fuji) / Down lock nut

●Suitable reel size: D: LT1000~2000 / S: C2000~2500

●Target: Anything

●Lure: Anything

A four-piece model that redefines pack rods, allowing you to target anything without compromise.

This is a 4 piece light game model for travelling anglers around the world. You will be able to experience firsthand Yamaga Blanks state of the art designs in this pack-rod which possesses a strong butt section yet allowing the whole rod to smoothly bend. Although the rod may feel stiff, the flexibility of the blank creates a beautiful bending curve and is suitable for not only salt-water species but also trout and even large mouth bass in fresh-water environments.

F W P

78M

GLOBAL

PRICE:

LURE: 7~28g

LINE: PE 0.6~1.5

●Length: 2360mm (Closed length: 1210mm)

●Weight: 109g

●Guide: SiC-S Stainless frame K Guide (Fuji)

●Reel Seat: VSS17 (Fuji) / UP lock nut

●Suitable reel size: D: LT3000C~4000 / S: C3000~4000

●Target: Pike・Hucho

●Lure: Jig head・Minnow・Plug

A balanced blend of sensitivity and toughness.

An M-power Predator Hunter built to cover a wide range of games, from shore to offshore.

This is a multi purpose model specially designed for catching freshwater predatory fish such as perch, pike, pikeperch, catfish, etc. Both from the shore and from the boat. It has enough power to work quietly with minnow wobblers up to 130mm and jighead lures up to 30g. In addition to power, the fishing rod has good sensitivity and excellent casting performance when fishing with light lures.

F W P

78MH

GLOBAL

PRICE:

LURE: 10~38g

LINE: PE 0.8~2

●Length: 2360mm (Closed length: 1210mm)

●Weight: 111g

●Guide: SiC-S Stainless frame K Guide (Fuji)

●Reel Seat: VSS17 (Fuji) / UP lock nut

●Suitable reel size: D: LT3000C~5000 / S: C3000~5000

●Target: Pike・Hucho

●Lure: Jig head・Minnow・Plug

A versatile MH-power rod that handles a wide range of lure weights.

Designed for large soft plastics, swimbaits, and wobblers with ease.

This is a multi-purpose model specially designed for catching freshwater predatory fish such as pike, pikeperch, catfish, etc. The rod is designed for fishing with large silicone lures, swimbaits, and wobblers both from the boat and from the shore. It has a lot of power to fight large predatory fish and at the same time is quite sensitive when working with light lures.

F W P

90H

GLOBAL

PRICE:

LURE: 20~100g

LINE: Max PE 3

●Length: 2670mm (Closed length: 1415mm)

●Weight: 208g

●Guide: SiC-S Stainless frame K Guide (Fuji)

●Reel Seat: DPS18 (Fuji) / UP lock nut

●Suitable reel size: D: LT4000C~5000 / S: 4000~5000

●Target: Pike・Hucho・Catfish

●Lure: Big jig heads・Minnows・Plug

A model designed to control large lures with precision.

Its strong butt power holds its own in battles with trophy-class fish.

This versatile model is specially designed for big freshwater predators like pike, hucho, catfish etc. Powerful, light and precise. During testing in the European area, we focused on the guide diameter that it could be used without stress even in extremely cold areas where the guide would be frozen. Also, it has enough power to cast big lures up to 100g, but on the other way sensitive enough to fish with small and light lures around 20g. When you require to cast long distance with big lures, especially on wide rivers targeting big hucho, with this rod it is not a problem anymore.

BlueCurrent

74TZ

GLOBAL

PRICE:

LURE: 2~18g

LINE: PE 0.4~1

●Length: 2240mm (Closed length: 1150mm)

●Weight: 74g

●Guide: TORZITE Titanium frame K Guide (Fuji)

●Reel Seat: VSS16 (Fuji) / Down lock nut

●Suitable reel size: D: LT2500C~C3000 / S: 2500~C3000

●Recommended lures and actions

Bottom lures・Jigs・Twitching and jerking of minnows

Detailed actions of pencil lures

A model built for aggressive, strategic techniques.

Its defining trait can only be described as “razor-sharp” performance.

It features the sharpest blank in the BlueCurrent series. Because it is stiff all the way to the tip, it has excellent bottom sensing ability, and the lure can be operated with sharp action. Recommended for those who want to easily adjust the strength of their lures for purposeful fishing.

BlueCurrent

78TZ

GLOBAL

PRICE:

LURE: 5~25g

LINE: PE 0.4~1

●Length: 2345mm (Closed length: 1205mm)

●Weight: 81g

●Guide: TORZITE Titanium frame K Guide (Fuji)

●Reel Seat: VSS16 (Fuji) / Down lock nut

●Suitable reel size: D: LT2500C~C3000 / S: 2500~C3000

●Recommended lures and actions

Operation in areas with flow・Followability to bite

Lures that be able to action・Lures that be able to retrieve

Sharpness and strength—refined to the core.

Built to deliver long-cast performance with confidence.

It has a moderate amount of stiffness all the way to the tip, while also being able to bend smoothly under load. Even when casting, it has a high recovery force even though it bends as a whole, so the casting feel is also good. Since the blank bends smoothly up to the belly, it is also suitable for retrieving action. A rod that can be used not only from the bottom to the top range but also with slow and fast action in the current, making it easy to turn on fish.

BlueCurrent

72TZ/NANO

GLOBAL

PRICE:

LURE: 1.5~15g

LINE: PE 0.3~0.8

●Length: 2185mm (Closed length: 1125mm)

●Weight: 70g

●Guide: TORZITE Titanium frame K Guide (Fuji)

●Reel Seat: VSS16 (Fuji) / Down lock nut

●Suitable reel size: D: LT2000~2500C / S: 2000~C2500

●Target: Rock fish・Small sized Blue runner・Flatfish

●Lure: Metal Jig・Minnow・Sinking pencil

A model specialized for high-speed gameplay.

Its blank supports the quick, responsive action of small metal jigs.

This is the special tuned model which enable anglers manipulate various weight of jigs from micro sized to 15g weight, because of moderate strain of tip section. We have chosen NANOALLOY® technology. Its innovative to a new material from TORAY LTD to achieve a high performance of manipulation and sensitiveness. Although, you might sense the strain of blanks, and it will work as tenacity to land fish smoothly.

BlueCurrent

77TZ/NANO

GLOBAL

PRICE:

LURE: 2~9g

LINE: PE 0.3~0.8

●Length: 2345mm (Closed length: 1205mm)

●Weight: 81g

●Guide: TORZITE Titanium frame K Guide (Fuji)

●Reel Seat: VSS16 (Fuji) / Down lock nut

●Suitable reel size: D: LT2000~2500C / S: 2000~C2500

●Target: Seabass・Black Sea Bream・Rock fish・Horse Mackerel

●Lure: Micro Plug・Metal Jig・Jig Head

A technical model specialized in precise plug control.

Delivers seamless manipulation even in strong currents.

This rod which has been built with NANOALLOY® technology from TORAY LTD is for special situation. It achieved high sensitivity and usability of various lures without losing repulsive force of rod, even in the rapid current. The potentials of this rod will be shown, mostly at the field where the experts likes.

Galahad Slow

621

GLOBAL

PRICE:

LURE: Around 100 Class / Comfort Jig Weight 80~200g

LINE: PE 1 Class

●Length: 1900mm

●Weight: 133g

●Guide: SiC-S Titanium frame K + RV Guide (Fuji)

●Reel Seat: PLS18 (Fuji) / Down lock nut

●Suitable reel size: D: 300 / S: 300~1000

●Recommended water depth and jig weight guide

Fall action: 80~200g / Depth: 50~150m

Best weight: Around 120g / Depth: 70m

The lightest and most delicate model in the series.

Allows you to impart a natural fall action without unwanted wobble.

A sensitive model for attacking with sensitive tackle settings using light lines. The flexible tip without wobbles the initial speed of the jig when input , automatically making a natural fall action. This model is necessary for targets with low activity or for situations where a sensitive strategy is required, such as when hooking a nibble that seems to play around with a jig, and where targets often loose or hook out.

Galahad Slow

622

GLOBAL

PRICE:

LURE: Around 200 Class / Comfort Jig Weight 100~250g

LINE: PE 1.5 Class

●Length: 1900mm

●Weight: 133g

●Guide: SiC-S Titanium frame K + RV Guide (Fuji)

●Reel Seat: PLS18 (Fuji) / Down lock nut

●Suitable reel size: D: 15 / S: 1000~2000

●Recommended water depth and jig weight guide

Fall action: 100~250g / Depth: 100~250m

Best weight: Around 200g / Depth: 100~150m

A standard, well-balanced rod for mid- to deep-water slow jigging.

Covers a wide range of targets and techniques with confidence.

A basic model for comfortably manipulating jig weights which are mainly used, from the shallow waters of nearshore waters and in the middle and deep waters. It is equipped with delicate and high sensitivity and light operability that allows the jig to slide and make a natural fall action with light force. In addition, you can deeply enjoy the steps from jig manipulation to hooking, which is the best part of slow jigging, and you can cover an various target of sea bream, Blue runner, and rock fish from shallow to deep areas.

Galahad Slow

623

GLOBAL

PRICE:

LURE: Around 300 Class / Comfort Jig Weight 200~350g

LINE: PE 2 Class

●Length: 1900mm

●Weight: 133g

●Guide: SiC-S Titanium frame K + RV Guide (Fuji)

●Reel Seat: PLS18 (Fuji) / Down lock nut

●Suitable reel size: D: 15 / S: 1500~3000

●Recommended water depth and jig weight guide

Quick action: 100~250g/Depth: 70~120m

Fall action: 300~350g / Depth: 100~250m

Best weight: Around 300g / Depth: 100~150m

An all-rounder that forms the core of the Galahad Slow series.

Accurately transmits the angler's intentions directly to the jig.

A PE2 class model that can comfortably handle 200~300g jigs. The main feature of the Galahad Slow series is its all-rounder performance, which has a lot of latitude in action to manipulate the jigs that suit a variety of targets. It covers a wide range of uses, from a quick action approach to blue runner with high swimming ability to a natural fall action for sea bream and rock fish.

Galahad Slow

584

GLOBAL

PRICE:

LURE: Around 400 Class / Comfort Jig Weight 300~500g

LINE: PE 3 Class

●Length: 1727mm

●Weight: 144g

●Guide: SiC-S Titanium frame K + RV Guide (Fuji)

●Reel Seat: PLS18 (Fuji) / Down lock nut

●Suitable reel size: D: 30~50 / S: 1500~3000

●Recommended water depth and jig weight guide

Quick action: 200~350g/Depth: 100~150m

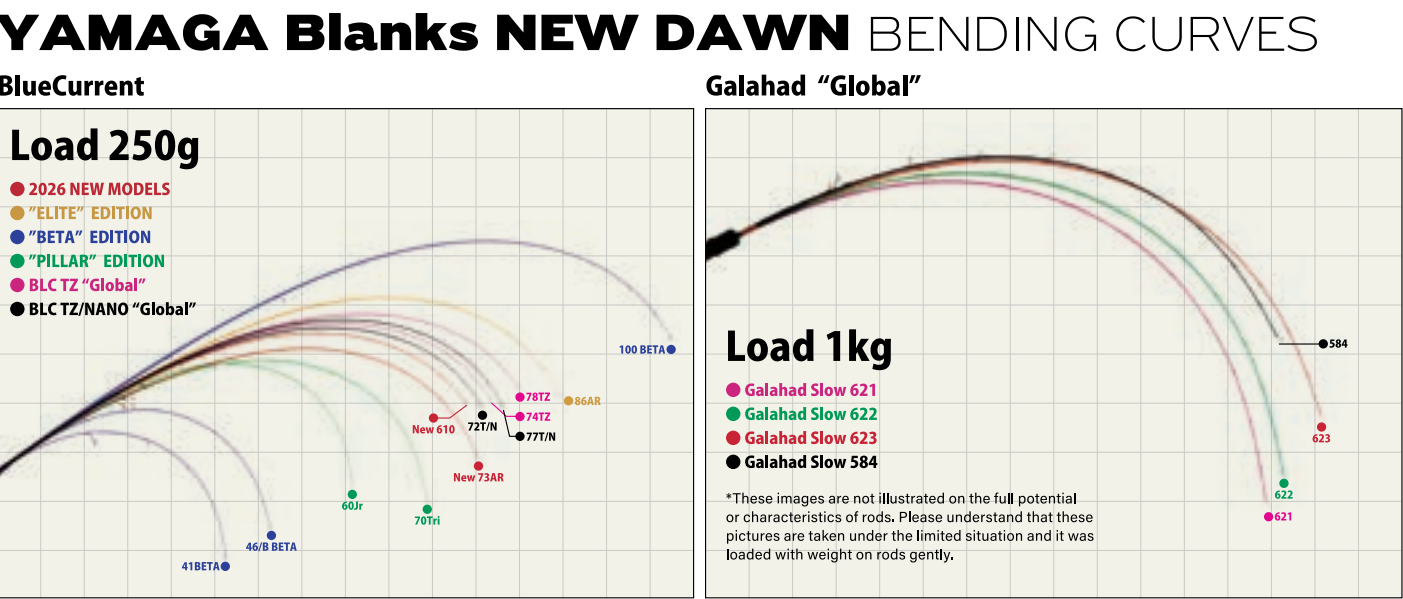
Fall action: 300~500g / Depth: 150~300m

Best weight: Around 400g / Depth: 250m

The most powerful model in the series.

Strong enough for tough situations, yet comfortable to operate.

To comfortably manipulate 300 to 500g jigs under special conditions such as deep waters, tidal currents, and complex double tides, the blank has strong tension and torque, even in high water pressure. It is possible to transmit the action to the jig with less burden on the body. The response of the combination, from the quick action to targets with high swimming ability such as amberjack, to the fall action, is the best in the series. This model is also recommended for targeting large rock fish in deep waters.



- We have prepared a bending comparison focusing exclusively on the BlueCurrent models from the YAMAGA Blanks NEW DAWN lineup.

● As shown in the diagram, the new 2026 BlueCurrent 610 "ELITE" features strong firmness throughout the entire blank. This makes it especially well suited for lure-focused games that require active rod work, such as jerking techniques.

● The 70Trippers, a four-piece model, is a versatile rod capable of handling a wide range of lures, including jig heads and plugs.

● The 60Jr is designed with a focus on durability, allowing it to be used confidently with live bait, soft plastics, and other rigs. When fishing with jig heads, weights of 1 g or heavier are recommended.
- We have prepared a bending comparison featuring only the Galahad Global models from the YAMAGA Blanks NEW DAWN lineup.

● The standard models 621 and 622 combine supple flex with strong recovery. While each is optimized for a different lure-weight range, both excel at slow-style actions. With only light input from the rod, jigs can be worked smoothly and effortlessly.

● The 623 and 584 feature a firmer blank and are adept not only at slow actions but also at quicker, more responsive operations. They are highly recommended for anglers who like to mix high-pitch actions with slow-style approaches.


2026 YAMAGA Blanks ORIGINAL GEARS

2026 NEW YB DUAL GAME POUCH Price: ※Please note that product specifications may change without notice.



The YB Dual Game Pouch, which will be released in 2025, has two removable pouches. The front pouch is ideal to store smartphones. It uses a special film that allows you to directly operate the touch panel on your smartphone, so you can not only take photos while fishing, but also make calls and reply to emails.The magnetic releasers on the top and bottom of the pouch allow it to be easily removed from the main body. It is also equipped with a hook keeper that is convenient when changing lures. The base has depth for easy opening/closing and taking out your content. By attaching a carabiner to the belt on the side, you can carry frequently used tools outside the pouch.

- SPEC**
- Size (mm) : Length 180・Width 90・Thickness 25 (Front) / 40 (Main)
 - Material : PVC (Inside: Nylon)



YB ZOOM SHAFT 150 Price:



The YB Zoom Shaft 150 is a lightweight, compact, and rigid telescopic landing shaft made of carbon from Yamaga Blanks. With a total length of 1500mm and a closed length is 450mm, it is compact and easy to handle, making it ideal for trout fishing in fishing ponds and black porgy and sea bass fishing in low-footstep. The crisp shaft body will not bend under water pressure, allowing for smooth landings. The simple structure allows for easy disassembly by removing the top and end cap parts, making maintenance after fishing easy. (This product is manufactured in our own factory in Japan.)



YB Protection Roll Bag Price:

YB Protection Roll Bag is Yamaga Blanks' original packing gear that allows you to transport multiple rods safely and smartly without damaging them. You can carry the rods compactly and safely when you go on an expedition by ferry, fishing on the shore or offshore.Intended for use on rocky shores, it is made of neoprene fabric with excellent durability and water resistance, so it can be used as a rug while taking a break or as a tool holder.

- SPEC**
- Packing quantity: 1~5
 - Storage dimensions: 1150~1800mm
 - Size: 1840×540mm
 - Weight: approx. 710g
 - Material: Neoprene, Velcro, D ring



YB ZOOM SHAFT Price:



It is a telescopic type landing shaft that originated YAMAGA Blanks. Although it is compact in size, moderate stiffness and strength, and can be used widely from light games to sea bass. (This product is manufactured in our own factory in Japan.)

- SPEC**
- Telescopic type / 8pcs
 - Weight: 310g
 - Deployment length: 2900mm
 - Closed size: 455mm
- Target** Horse mackerel, Rockfish, Black sea bream
Sea bass, BlueRunner (up to 5 kg), Squid, Blackfin sea bass,etc...

YB Landing Handle Price:



It is a carbon handle ideal as for the landing net of seabass wading games. Also, if you set a gaff, you can use it as a hand gaff in situations such as rocky shore and boats.The main shaft part, grip, joint part metal fittings, all design, processing and assembly are done in our own factory in Kumamoto, JAPAN.



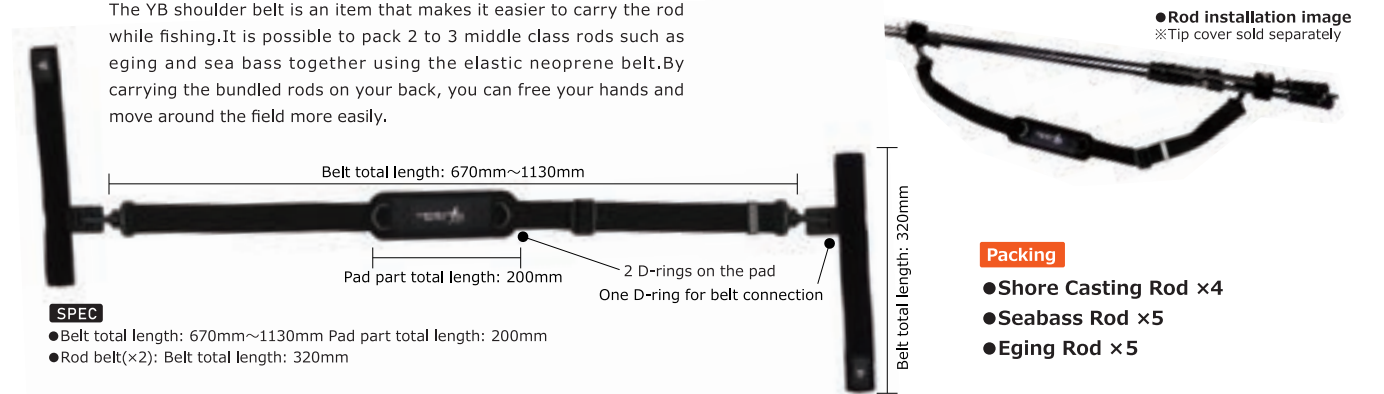
YB Landing Handle Stay Price:

The YB Landing Handle Stay can be attached to the YB Landing Handle (sold separately) to improve portability during wading.(This product does not come with a net handle)By using stainless steel “SUS316L”, which has excellent rust and corrosion resistance and is also used in the aerospace field, it has a shape that supports smooth landing even in hard use.

- SPEC**
- Material: Stainless(SUS316L)
 - Size: W20mm×H44mm×D165mm
 - Weight: 58g
- *Although it can be equipped on other companies’ products,there are some products that do not fit.
*Not compatible with draw-out type shafts.



YB Shoulder Belt Price:



YB TipCover Size S/M Price:

This is Neoprene Tip-Cover.Neoprene tip cover for protecting and fixing delicate rod tips.

- Length: S-360mm / M-450mm
- Material: Neoprene & Piece of Velcro



Rod Belt Series Price:

The standard rod belt is available in 3 sizes, and the PG rod belt, which has anti-slip rubber sewn on to improve frictional resistance, is available in 2 sizes. The PG rod belt has an amazing frictional resistance and can remove fixation on ferule that cannot be removed with bare hands.

- Color: Black
- Material: Neoprene & Piece of Velcro



*Product photos may differ from the actual color tone.

2026 NEW YB Circle Logo T-Shirt Price:

A cotton T-shirt made with 5.6 oz fabric for a comfortable fit that holds its shape. Featuring the YB logo and a fresh, clean color scheme.



2026 NEW YB Zip Hoodie Price:

A zip hoodie that's perfect for chilly days when you want a light layer, and just as useful in midwinter under a jacket. The full-zip design makes it easy to put on and take off, allowing quick temperature control when conditions change. It won't restrict your movement on the water, keeping you comfortable and stress-free throughout the day.



2026 NEW COLOR YB Silky touch long sleeve T-shirt Price:

The UV-cut, dry silky-touch fabric quickly absorbs, disperses, and dries sweat to keep the inside of the garment dry and comfortable. Ideal not only for humid conditions but also for cooler days. A new Olive Drab color will be added for 2026.



YB BUG BARRIER INNER Price:

A wearable insect repellent that is developed with a smell that insects dislike. Made with 360 degree stretch fabric that absorbs sweat and dries quickly. It has a smooth texture that makes you feel cool and also has UV protection, so you can wear it comfortably even on extremely hot days. The "arm cover" can easily be put on or taken off, and the upper section has a silicone anti-slip layer sewn into it to prevent it from sliding down when casting. The "Under tights" can be used comfortably as an inner layer under your shorts, both for onshore and offshore fishing. The YB BUG BARRIER INNER series is not only useful for fishing, but also for all outdoor activities during seasons where insects are common.

●Size: M/L/LL ●Color: Balck / Navy ●Material: Polyester 77% Polyurethane 23%

Black Arm Cover Navy

Black Under Tights Navy

- Smell function which is insects hate※
- Sweat absorption & Quick drying
- Cool touch performance
- Stretch material
- UV Cut
- Made in Japan

※Insect repellent means that the body is physically protected by fabric that is impregnated with an odor that insects dislike, and is not a product intended to repel flies, fleas, and other similar creatures.

CAP

2026 NEW YB Mesh Cap Price:

A mesh cap made with NanoWing twill cotton, offering water repellency, durability, and quick-drying performance. Its breathable design keeps airflow high and comfort consistent.

●Size: Free ●Color: Charcoal Gray / Black ●Material: Cotton 100%



YB Flat Visor Cap Price:

Renew a design of classic YB flat visor cap. Featuring a voluminous YB logo and an embroidered YBRC logo on the side. The cap comes with an original sticker that you can enjoy placing on your cap, tackle box, or any other preferred spot.

●Size: One-size-fits-all ●Color: Black/Navy ●Materials: Acrylic 80%, Wool 20%



YB Flat Visor Mesh Cap Price:

Mesh caps are highly breathable and do not get stuffy, so they are recommended on hot days. An original sticker is also included.

●Size: One-size-fits-all ●Color: Black/Beige
●Materials: Main Body: 100% Cotton
Mesh Part (Black): 100% Polyester Mesh Part (Beige): 100% Nylon

GOODS

YB Embroidery Emblem Price:

The design of the Yamaga Blanks original Embroidery Emblem has been redesigned. Easy to iron on life jackets and bags.

●Materials: Polyester 100% ●Embroidery: rayon 100%

Square type Dimensions: 90mm x 44mm
Circle type Dimensions: Diameter 70mm



*Product photos may differ from the actual color tone.

YB Automatic inflation life jacket

Waist belt type Price:

SPEC

●Size: Waist 70-100 cm
●Materials: Cordura 500D Nylon +PVC Tarpaulin

Neck over type Price:

SPEC

●Size: One-size-fits-all
●Materials: Polyester

YB Cutting Sticker

M: 6 Color Sticker body size: 300mmx117mm Price:
S: 7 Color Sticker body size: 173mmx67mm Price:

①YB Orange
②Ice Blue
③Aurora Turquoise
④Gun Black
⑤Snow White
⑥Scratched Silver
⑦Scratched Gold

※③Aurora Turquoise is available in size Small only.

YAMAGA Blanks 2026 Lineup / Detailed data list

YAMAGA BLANKS / VERSATILE MODEL

Item	Price	JAN CODE	S	R	E	Lt [mm]	Cl-Lt [mm]	Wt [g]	Lure	Line	Guide	Reel Seat	Lock nut	Drag Max	Joint	Carbon (%)	Tip [mm]	Butt [mm]	Position [mm]
88 CHAIN	¥59,000	4571584101224	2	S	2	2650	1355	138	8 ~ 40g	PE 0.8 ~ 2	SiC-S Titanium frame K + RV	DSP17	U	-	Spigot	99.8	2.0	11.6	540

BlueCurrent Wizzy / LIGHT GAME CATEGORY

610 / 4pcs	¥45,000	4571584102757	4	S	2	2074	544	67	1 ~ 10g	PE 0.3 ~ 0.6	SiC-S Titanium frame K	VSS16	D	-	Spigot	99.8	1.6	7.6	345
710 / 4pcs	¥47,000	4571584102764	4	S	2	2397	638	82	1.5 ~ 20g	PE 0.4 ~ 0.8	SiC-S Titanium frame K	VSS16	D	-	Spigot	99.8	1.6	8.9	390
810 / 4pcs	¥50,000	4571584102771	4	S	2	2692	705	95	3 ~ 25g	PE 0.4 ~ 1	SiC-S Titanium frame K	VSS16	D	-	Spigot	99.8	1.7	10.4	405
72 / 4pcs	¥46,000	4571584102788	4	S	2	2185	576	73	2 ~ 21g	PE 0.4 ~ 0.8	SiC-S Titanium frame K	VSS16	D	-	Spigot	99.8	1.6	8.4	365
72B / 4pcs	¥46,000	4571584102795	4	B	2	2185	576	87	2 ~ 21g	PE 0.4 ~ 1	SiC-S Titanium frame K	PMTS17	D	-	Spigot	99.8	1.6	8.2	425

BlueCurrent III / LIGHT GAME CATEGORY

(※A part of suitable lure weight for is omitted. Please refer to products page for more details.)

53	¥25,500	4571584100005	2	S	2	1610	835	53	Max 4.5g ※	PE 0.06 ~ 0.3 / NY・FC1 ~ 3b	SiC-S Stainless frame K	VSS16	D	-	Put over	91.3	1.3	6.9	240
510	¥26,000	4571584100012	2	S	2	1775	915	56	Max 4.5g ※	PE 0.06 ~ 0.3 / NY・FC1 ~ 3b	SiC-S Stainless frame K	VSS16	D	-	Put over	91.5	1.3	7.2	295
63	¥26,500	4571584100029	2	S	2	1910	985	59	Max 5g ※	PE 0.06 ~ 0.3 / NY・FC1 ~ 3b	SiC-S Stainless frame K	VSS16	D	-	Put over	91.6	1.3	7.7	300
69	¥27,000	4571584100036	2	S	2	2070	1065	66	Max 7g ※	PE 0.08 ~ 0.4 / NY・FC1 ~ 4b	SiC-S Stainless frame K	VSS16	D	-	Put over	91.6	1.3	8.2	350
74	¥28,000	4571584100043	2	S	2	2235	1145	71	Max 10g ※	PE 0.1 ~ 0.5 / NY・FC1 ~ 5b	SiC-S Stainless frame K	VSS16	D	-	Put over	92.1	1.3	9.5	360
76 Stream	¥30,000	4571584100050	2	S	2	2290	1175	81	Max 12g ※	PE 0.3 ~ 0.8	SiC-S Stainless frame K	VSS16	D	-	Put over	96.4	1.5	9.7	360
78	¥31,000	4571584101675	2	S	2	2350	1200	79	Max 15g ※	PE 0.3 ~ 0.8	SiC-S Stainless frame K	VSS16	D	-	Put over	92.4	1.6	10.0	370
711	¥31,000	4571584100067	2	S	2	2425	1245	81	Max 11g ※	PE 0.2 ~ 0.6	SiC-S Stainless frame K	VSS16	D	-	Put over	91.6	1.4	9.9	380
82	¥32,500	4571584100074	2	S	2	2495	1280	83	Max 20g ※	PE 0.3 ~ 0.8	SiC-S Stainless frame K	VSS16	D	-	Put over	90.5	1.4	10.8	405
53B	¥26,500	4571584100081	2	B	2	1610	835	67	Max 4.5g ※	PE 0.3 ~ 0.5 / NY・FC3 ~ 5b	SiC-S Stainless frame K + RV	PMTS17	D	-	Put over	91.3	1.3	6.5	320
69B	¥28,500	4571584100098	2	B	2	2070	1065	77	Max 7g ※	PE 0.3 ~ 0.6 / NY・FC3 ~ 6b	SiC-S Stainless frame K + RV	PMTS17	D	-	Put over	91.6	1.3	8.0	380
78B	¥33,000	4571584101682	2	B	2	2350	1200	92	Max 15g ※	PE 0.4 ~ 0.8	SiC-S Stainless frame K	PMTS17	D	-	Put over	92.4	1.6	9.6	430
82B	¥33,500	4571584100104	2	B	2	2495	1280	93	Max 20g ※	PE 0.4 ~ 0.8 / NY・FC4 ~ 10b	SiC-S Stainless frame K	PMTS17	D	-	Put over	90.5	1.4	10.8	445

BlueCurrent TZ/NANO / LIGHT GAME CATEGORY

610 Plug Quickness	¥44,000	4571584100111	2	S	2	2100	1075	64	Plug 1.5 ~ 6g / JH 0.5 ~ 5g	PE 0.1 ~ 0.4	TZ Titanium frame K	VSS16	D	-	Put over	99.8	1.3	8.0	355
73 Plug Seamless	¥45,000	4571584100128	2	S	2	2220	1135	67	Plug 1.5 ~ 6g / JH 0.3 ~ 5g	PE 0.1 ~ 0.4	TZ Titanium frame K	VSS16	D	-	Put over	99.8	1.3	8.9	360
83 Flex	¥48,500	4571584100074	2	S	2	2520	1290	73	JH 0.8 ~ 5g / Rig 1.8 ~ 10.5g / Plug 1.5 ~ 8g	PE 0.2 ~ 0.6	TZ Titanium frame K	VSS16	D	-	Put over	99.8	1.4	10.4	407
85 All Range	¥52,000	4571584100197	2	S	2	2570	1315	84	3 ~ 21g	PE 0.4 ~ 1	TZ Titanium frame K	VSS16	D	-	Put over	99.7	1.6	11.2	395
93 All Range	¥54,500	4571584100203	2	S	2	2825	1440	90	3 ~ 21g	PE 0.4 ~ 1	TZ Titanium frame K	VSS16	D	-	Put over	99.7	1.6	12.7	420

Ballistick / SEABASS & SURF GAME CATEGORY

New 100ML	¥68,000	4571584103266	2	S	2	3065	1564	166	6 ~ 40g	PE 0.6 ~ 1.5	SiC-S Stainless frame K + RV	DPS18	U	-	Spigot	99.6	1.9	14.4	575
90ML-M	¥59,000	4571584102481	2	S	2	2748	1405	132	5 ~ 35g	PE 0.6 ~ 1.5	SiC-S Stainless frame K + RV	VSS16	U	-	Spigot	99.8	1.9	11.8	485
95MH	¥62,000	4571584102498	2	S	2	2876	1470	147	8 ~ 50g	PE 1 ~ 2	SiC-S Stainless frame K + RV	VSS16	U	-	Spigot	99.8	2.3	13.5	485
710ML-MH	¥57,000	4571584102504	2	S	2	2394	1225	118	2 ~ 40g	PE 0.6 ~ 1.5	SiC-S Stainless frame K + RV	VSS16	U	-	Spigot	99.8	1.8	11.5	435
106M-MH	¥69,000	4571584102689	2	S	2	3210	1640	190	7 ~ 50g	PE 0.8 ~ 2	SiC-S Stainless frame K + RV	DPS18	U	-	Spigot	99.8	2.1	16.1	575
1010MH	¥69,500	4571584102511	2	S	2	3305	1690	218	10 ~ 60g	PE 1 ~ 2	SiC-S Stainless frame K + RV	DPS18	U	-	Spigot	99.8	2.2	16.5	585
76M-XH / B	¥59,000	4571584102528	2	B	2	2296	1845	226	20 ~ 180g	PE ~ 5	SiC-S Stainless frame K	TCS18	D	-	1&H	80.4	2.6	13.2	575

EARLY / ALL CASTING CATEGORY

99ML for Surf	¥37,000	4571584100241	2	S	2	2980	1525	155	7 ~ 35g	PE 0.8 ~ 1.5	SiC-S Stainless frame K	VSS16	U	-	Put over	95.1	1.8	12.7	540
103M for Surf	¥39,000	4571584100210	2	S	2	3150	1610	174	8 ~ 42g	PE 0.8 ~ 1.5	SiC-S Stainless frame K	DPS18	U	-	Put over	94.2	1.7	14.1	555
109MMH for Surf	¥40,000	4571584100227	2	S	2	3295	1690	195	8 ~ 50g	PE 1 ~ 2	SiC-S Stainless frame K	DPS18	U	-	Put over	95.6	2.1	16.3	565
105MH for Surf	¥41,000	4571584100234	2	S	2	3180	1630	192	10 ~ 50g	PE 1 ~ 2	SiC-S Stainless frame K	DPS18	U	-	Put over	95.9	1.8	14.8	570
105MMH/B for Surf	¥41,500	4571584100258	2	B	2	3175	1625	189	15 ~ 50g	PE 1.5 ~ 2.5	SiC-S Stainless frame K	ACS17	D	-	Put over	94.3	1.9	15.3	585
86MH for Rock	¥36,000	4571584100265	2	S	2	2590	1325	123	7 ~ 40g	PE 1 ~ 2	SiC-S Stainless frame K	VSS16	U	-	Put over	91.2	1.9	11.7	500
104H for Rock	¥40,500	4571584100272	2	S	2	3160	1615	205	15 ~ 60g	PE 1 ~ 3	SiC-S Stainless frame K	DPS18	U	-	Put over	94.0	2.2	14.4	555
93MH / B for Rock	¥38,000	4571584100289	2	B	2	2815	1445	149	10 ~ 50g	PE 1.2 ~ 2.5 / FC 12 ~ 20lb	SiC-S Stainless frame K	ACS17	D	-	Put over	93.5	2.0	13.0	535
93M for Seabass	¥37,500	4571584100296	2	S	2	2819	1445	147	7 ~ 35g	PE 0.8 ~ 1.5	SiC-S Stainless frame K	VSS16	U	-	Put over	94.9	2.0	12.7	525
97MMH for Seabass	¥38,000	4571584100302	2	S	2	2925	1500	156	8 ~ 42g	PE 1 ~ 2	SiC-S Stainless frame K	VSS16	U	-	Put over	94.9	1.8	12.9	525
510ML for Boat	¥33,500	4571584102474	2	S	2	1776	915	91	5 ~ 21g	PE 0.6 ~ 1.2	SiC-S Stainless frame K	VSS16	U	-	Put over	94.3	1.7	6.8	404
68M for Boat	¥32,000	4571584100319	2	S	2	2055	1060	104	7 ~ 32g	PE 0.8 ~ 1.5	SiC-S Stainless frame K	VSS16	U	-	Put over	94.4	1.9	8.4	420
610MH / B for Boat	¥34,000	4571584100326	2	B	2	2100	1080	125	10 ~ 50g	PE 1.2 ~ 2.5	SiC-S Stainless frame K	ACS17	D	-	Put over	94.3	2.1	9.2	470
84ML for Mobile	¥43,500	4571584100333	4	S	2	2540	667	126	5 ~ 24g	PE 0.6 ~ 1.2	SiC-S Stainless frame K	VSS16	U	-	PO&ST	94.2	1.7	10.8	485
76MMH for Mobile	¥43,500	4571584100340	3	S	2	2305	807	145	8 ~ 55g	PE 1 ~ 2	SiC-S Stainless frame K	VSS16	U	-	PO&ST	97.2	2.0	11.9	505
96MMH for Mobile	¥48,500	4571584100357	4	S	2	2915	768	180	10 ~ 60g	PE 1 ~ 2	SiC-S Stainless frame K	VSS16	U	-	PO&ST	98.7	2.0	14.4	530

BlueSniper / SHORE CASTING & JIGGING CATEGORY

New 96L	¥54,000	4571584103334	2	S	2	2920	1496	223	Jig 15 ~ 60g / PlugMax 42g	Max PE 2	SiC-S Stainless frame K	DPS18	U	3kg	Spigot	99.8	2.3	14.4	665
103ML-M	¥57,000	4571584101606	2	S	2	3135	1600	269	Plug 20 ~ 50g / JigMax 80g	Max PE 3	SiC-S Stainless frame K	DPS18	U	4.5kg	Spigot	99.6	2.3	14.8	660
100M-MH	¥62,000	4571584101613	2	S	2	3065	1570	309	Plug 30 ~ 80g / JigMax 120g	Max PE 4	SiC-S Stainless frame K + Ocean	DPS20	U	6kg	Spigot	99.8	2.9	16.9	740
96H	¥64,000	4571584101644	2	S	2	2920	1505	309	JigMax 150g / Plug 60 ~ 120g	Max PE 6	SiC Ocean Guide	DPS20	U	8kg	Spigot	99.8	3.2	16.2	740
PL109MH	¥64,000	4571584101620	2	S	2	3285	1680	321	Plug 30 ~ 80g / Jig Comfort ~ 80g	Max PE 4	SiC-S Stainless frame K + Ocean	DPS20	U	6kg	Spigot	99.8	2.9	17.9	760
PL106H	¥66,000	4571584101637	2	S	2	3215	1650	334	Plug 50 ~ 120g / Jig Comfort ~ 100g	Max PE 6	SiC Ocean Guide	DPS20	U	8kg	Put over	99.6	2.8	17.5	760

Calista / EGING CATEGORY

72L / TF	¥49,000	4571584102535	2	S	2	2204	1125	79	EGI #2.5 ~ 3.5	PE 0.4 ~ 0.8	TZ Titanium frame K	VSS16	U	-	Spigot	99.8	1.8	9.3	385
90LML / S	¥57,000	4571584101217	2	S	2	2744	1404	96	EGI #2.5 ~ 3.5	PE 0.4 ~ 0.8	TZ Titanium frame K + RV	VSS16	U	-	Spigot	99.6	1.7	11.3	410
76ML / TJ	¥54,000	4571584101170	2	S	2	2293	1175	87	EGI #2.5 ~ 3.5	PE 0.4 ~ 1	TZ Titanium frame K + RV	VSS16	U	-	Spigot	99.6	1.7	10.6	385
82ML / AR	¥55,500	4571584101194	2	S	2	2496	1282	92	EGI #2.5 ~ 3.5	PE 0.4 ~ 1	TZ Titanium frame K + RV	VSS16	U	-	Spigot	99.6	1.7	10.6	400
86M / PF	¥58,000	4571584101200	2	S	2	2573	1320	99	EGI #2.5 ~ 4.0	PE 0.4 ~ 1	TZ Titanium frame K + RV	VSS16	U	-	Spigot	99.6	1.8	11.7	410
79MMH / AG	¥56,500	4571584101187	2	S	2	2380	1226	99	EGI #3.0 ~ 4.5	PE 0.6 ~ 1	TZ Titanium frame K + RV	VSS16	U	-	Spigot	99.6	1.9	11.2	410

Mebius / EGING CATEGORY

710L	¥30,000	4571584100548	2	S	2390	1225	84	EGI #1.8 ~ 3.5 (~21g)	PE 0.3 ~ 0.6	SiC-S Stainless frame K	VSS16	D	-	Put over	96.4	1.5	9.3	385
88L	¥30,500	4571584100555	2	S	2645	1350	93	EGI #2.5 ~ 3.5 (~21g)	PE 0.4 ~ 0.8	SiC-S Stainless frame K	VSS16	D	-	Put over	96.5	1.5	10.3	405
85ML	¥31,500	4571584100562	2	S	2555	1305	93	EGI #2.5 ~ 3.5 (~24g)	PE 0.5 ~ 0.8	SiC-S Stainless frame K	VSS16	D	-	Put over	96.5	1.6	10.9	415
79M	¥31,500	4571584100579	2	S	2365	1210	89	EGI #2.5 ~ 4.0 (~28g)	PE 0.5 ~ 1	SiC-S Stainless frame K	VSS16	D	-	Put over	96.5	1.7	10.4	470
86M	¥32,500	4571584100586	2	S	2595	1325	98	EGI #2.5 ~ 4.0 (~30g)	PE 0.5 ~ 1	SiC-S Stainless frame K	VSS16	D	-	Put over	96.6	1.7	11.7	420
83MH	¥33,500	4571584100593	2	S	2515	1285	98	EGI #3.0 ~ 4.5 (~35g)	PE 0.6 ~ 1.2	SiC-S Stainless frame K	VSS16	D	-	Put over	96.6	1.8	12.0	415

FLAWLESS EDITION "ELITE" *Elite*

ADVANCED EDITION "BETA" β

ORIGINAL CONCEPT EDITION "PILLAR" *Pillar*

OVERSEAS' ORIGINAL EDITION "GLOBAL"

Reel/S=Spinning **B**=Overhead reel **Guide/TZ**=TORZITE ring **SiC-S**=SiC-S ring **K=K** guide **LDB**=SiC Stainless frame LDB guide **RV**=SiC Titanium frame RV guide
Lock nut/U=Up lock **D**=Down lock **DragMax**/Drag max value assuming a rod angle of 45°
Joint/Spigot=Spigot Ferrule **Put over**=Put over Ferrule **1&H**=Grip Joint **PO&ST**=Put over Ferrule & Straight Ferrule
Tip(mm)/Diameter of just below top guide **Butt(mm)&Position(mm)**/Position(mm) stand for the length from end of grip to point that is measured for Butt(mm)

※“SiC-S ring” is up dated model of SiC guide. Some of YB products are currently on switching from SiC guide to SiC-S ring guide.
 ※Depend on products, there SiC models and SiC-S ring models are existed in the market. Please understand that we do not accept exchange to rod with other types of guide ring.
 ※Regarding the reel seat the product photo in this catalog, if there is a change of color by the manufacturer, the color may be changed without notice. Please kindly understand this matter.



YAMAGA Blanks
PICTURE
●● flickr



YAMAGA Blanks
Instagram



YAMAGA Blanks
Facebook



YAMAGA
Blanks **YB**

YAMAGA TSURIGU Co.,LTD
YAMAGA Blanks

1047 Iwajiri Nagomi-cho Tamana-gun
KUMAMOTO-PREF 865-0114 JAPAN
E-Mail : info@yamaga-blanks.com

Precautions for use

● **Do not cast with a tangled line or line trouble in the reel.** This may cause the rod to break. Furthermore, if you miss or forget to put the line through a guide, this may result in damage or breakage of your rod.

● If you continue to reel in your rig (lure, popper, rig etc) after it has reached the top guide, this will cause the rod to break.

● If you force the Joint section of the rod when joining together, this will cause cracking or splitting of the joints.

- If you use the rod while the joint section is still loose, this may cause breakage.

● If the Joint section is stuck together, use a rubber sheet for added grip while twisting away from each other.

- Beware of power cables, overhead power lines, or phone lines. The material (carbon) will easily pass through electricity causing serious injury or death.

- If you hear or see lightning approaching while in use, pack the rod away or stay away from the rod. Lightning may strike causing serious injury or death.

About the contents on this catalog

- Specifications might be changed without previous notice.
- Some of images on this catalog are proto type so it might be different from actual products.
- Images on this catalog might be different from actual products depending on the condition of printing.

Maintenance and storage

● Wash the rod with running water to rid of any filth and salt. Then wipe off any excess water.

If you store your rod without wiping off excess water, this may cause blisters on the blank. Storage in well ventilated areas with no high temperature.

● Please do not leave the rod in your vehicle for long durations in summer. This will cause blisters and warping of the blank.

Contents in this catalog

- Include accurate specifications of rods, written in accordance with the regulations set by the Japanese National Fishing Rod Fair Trade Conference.

● Specifications listed on this catalog may be altered without notice.

● The colors presented in the pictures may differ from the actual color. Furthermore, some products are prototype rods in the developmental stage and may differ when it reaches the final product.

Repair and support

● Please take products which is required repairing to sales outlet. At that moment, please send a whole rod (not only the section of the breakage)

● Please be aware that any rod that was personally modified will not be covered by warranty (even if it is under warranty) Any repair that we have judged as changed/tampered with the specification or made to order is unacceptable.