

# SeaWalk Cast Jigging

Cast Jigging Model / 2 Lineup

Seawalk Cast Jigging "Swim & Skip" is the one of the light jigging series "Seawalk" for inshore boat games. It is a series that pursues performance to efficiently explore a wide range by casting metal jigs, plugs, jig heads, etc., and two models which is different power classes, 71ML and 73M are lined up. It is a series aiming at multiple targets by capturing a wide range and all layers of waters by letting lure "swim" (just winding) and the letting lure "skip" (lift and fall, wind, etc.) on the bottom of the sea. The main concept is to enjoy a fishing from the boat simply and easily.



For more details of category  
YB Official Web site



**This model is the core of cast jigging with its sensitive tip and belly for long cast performance and stable winding.**

With its flexible tip and belly section, it is a model that has improved the basic performance of cast jigging that suppresses blurring and flapping of jig even during high speed reeling, realizing stable reeling comfort and smooth hooking. It is easy to cast over and under hand, and even though it is ML power class, the butt section keeps unexpectedly big fish under control. From shallow area to depths around 20m, while capturing multiple fish species with blade jigs, metal vibrations, and Inchiku, in sandy areas, 71ML work effectively to aim Flounder or Flathead with jig heads + worms by taking advantage of the high sensitivity.

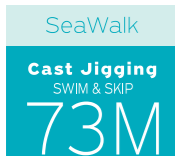
PRICE :  
CAST WEIGHT : **Max 40g**  
/ Under hand Cast **Max 60g**  
LINE : **Max PE 1.5**

Spinning Model / 2pcs (Center cut/Put over ferrule)  
Guide: SIC-S Stainless frame K Guide (Fuji)  
Reel Seat: DPS17- BACK STOP Double Nut (Fuji) / Up lock nut  
●Target: Small sized Blue-runner (Bonito, Spanish mackerel, Dolphinfish), Various rock fish, Red sea bream, Flatfish, Seabass  
●Lure: Jig- Blade Jig- Vibration plug- Jighead+Soft plastic



●Suitable reel size D: 4000~6000 (SW4000~SW6000) / S: 4000~C5000 (SW4000~SW6000)

※Precautions when using SW6000 class:When performing high-speed winding in blade jigging, increasing the reel size will reduce fatigue, so we recommend up to the SW6000 class.




**This is the one that masters various kind of lures with high response operability to capture the wide range and deep waters.**

73M has more moderate stiffness than 71ML, and this is a model that is to capture the wide range and deep area while using metal jigs up to 80g. It is easy to cast a heavy weight lure farther than you expected with light force even under hand, and it is good at lure with emphasis on action using not only metal jigs but also heavy weight minnows, sinking pencils and jerk baits. It is also recommended for aiming migratory fish when they are feeding on the surface, rockfish aiming by wind method with heavy weight jig head + worm or lift and fall method in rocky reefs. This is the almighty model that covers a variety of styles with just 73M itself.

PRICE :  
CAST WEIGHT : **Max 60g**  
/ Under hand Cast **Max 80g**  
LINE : **Max PE 2**

Spinning Model / 2pcs (Center cut/Put over ferrule)  
Guide: SIC-S Stainless frame K Guide (Fuji)  
Reel Seat: DPS17- BACK STOP Double Nut (Fuji) / Up lock nut  
●Target: Small sized Blue-runner (Bonito, Spanish mackerel, Dolphinfish), Various rock fish, Red sea bream, Flatfish, Seabass  
●Lure: Jig- Blade Jig- Vibration plug- Jighead+Soft plastic



●Suitable reel size D: 4000~6000 (SW4000~SW6000) / S: 4000~C5000 (SW4000~SW6000)

※Precautions when using SW6000 class:When performing high-speed winding in blade jigging, increasing the reel size will reduce fatigue, so we recommend up to the SW6000 class.

## SeaWalk Cast Jigging "Swim & Skip" Characteristic explanation

### 71ML

All round model for blade jig games


Recommended lures & targets



**Blade jig & metal jig**  
While mainly using blade jigs and metal jigs, it is also recommended for searching for wide areas in shallow areas.

**Metal jig for bream**  
Recommended for vertical Tai jigging. Matches games that using winding method with Jig up to 150g.

**Vibration & plastic worm**  
Also recommended for flat fish games using lightweight vibrations or jig heads + plastic worms.




**STRONG POINT** Flexible tip improves chance of hooking and reduces breakage. This model is also useful when you wish to use small size of lures when feeding on micro bait.

### 73M

High ability of searching and huge power on butt section


Recommended lures & targets



**Blade jig & metal jig**  
Covers not only migratory fish but also a variety of species of fish by searching a wide range using blade jigs and metal jigs.

**Heavy sinking minnows & Sinking pencil**  
Use heavy minnows and heavy sinking pencils to appeal with long-distance casting and high-speed retrieval.

**Jig head + Plastic worm**  
Recommended for rockfish games using jig head + plastic worm, bottom wind method is also good



**STRONG POINT** A blank with a moderate stiffness is good for searching deep water, or when the size of the fish is large. Best match for situations where you want to raise the lure silhouette and appeal!



# SeaWalk Light Jigging

Light Jigging Model / 6 Lineup

You can aim Grunt, Horse mackerel, Blue runner, Rockfish, Sea bream or Hairtail systematically with these line up of Seawalk series. Blanks of light jigging series have been employed flexibility on tip, high operational performance on belly section and huge power on butt section to keep large fish under control especially when you use Tungsten-jig. As we have explained already, you do not have to worry if bigger fish than you have expected is on thanks to their huge butt power.

SeaWalk Light Jigging



For more details of category  
YB Official Web site



**This model has the sensitivity and power to aim horse mackerel, large red sea bream and blue fish while enjoying the best of SLJ.**

This is the ultra-light class of light-jigging series to aim Grunt, Horse mackerel or else on shallow water with light weight jigs (around 20g). Combination of super fine PE line and Tungsten-jig make super light jigging possible to aim school of Grunt with falling action or Horse mackerel on the very bottom of the sea. And you will be able to cast jigs up to 25g or let jig up to 40g swim naturally in the 40m depth of water without any stress so you can aim variety of target depend on depth of water systematically.

PRICE :  
LURE : **Jig 15~40g**  
Cast **Max 25g**  
LINE : **PE 0.4~0.8**

Spinning Model / 2pcs (Grip Joint)  
Guide: SIC-S Stainless frame K Guide (Fuji)  
Reel Seat: VSS16 (Fuji) Up lock nut  
●Suitable reel size: D: LT2000~2500 / S: 2000~C3000  
●Target: Blue runner- Rockfish- Grunt- Horse mackerel  
●Lure: Metal jig (Up to 80g is available if you just reeling)



**A basic model that can handle a variety of methods such as SLJ to Tai-rubber and cover waters from shallow to deep.**

This is the standard model for light-jigging with Tungsten-jig on inshore. If you wish to cast jig up to 35g compactly or if you wish to cast Tungsten jig or Tai rubber jig to search target widely around 30-60m depth of the sea, belly and butt section which have been loaded moderate stiffness and strength make it possible. Thanks to performance of well-balanced tip and belly section, you can manipulate jig up to 80g on 80m depth of the water and you can keep jig swimming naturally without too much kickback.

PRICE :  
LURE : **Jig 30~80g**  
Cast **Max 35g**  
LINE : **PE 0.6~1**

Spinning Model / 2pcs (Grip Joint)  
Guide: SIC-S Stainless frame K Guide (Fuji)  
Reel Seat: VSS16 (Fuji) Up lock nut  
●Suitable reel size: D: LT2500~4000C / S: C3000~4000  
●Target: Blue runner- Rockfish- Grunt- Horse mackerel  
●Lure: Metal jig (Up to 120g is available if you just reeling)



**Captured deep area and strong currents with this one. it can handle everything from swimming method to high pitch action.**

This is the heaviest model of spinning model in this series. It will suit to deep area such as 50m-100m depth or field that current running rapidly. You can cast jig up to 50g. At the situation of vertical and horizontal fishing, you can handle jig up to 120g without any stress. You will notice that strength of butt section of 64ML once bigger fish than you expected is on. Taking advantage of cast ability and falling speed as spinning model, this 64ML will be the huge advantage if you fish on the sea very deep or current running rapidly.

PRICE :  
LURE : **Jig 60~120g**  
Cast **Max 50g**  
LINE : **PE 0.6~1.2**

Spinning Model / 2pcs (Grip Joint)  
Guide: SIC-S Stainless frame K Guide (Fuji)  
Reel Seat: VSS16 (Fuji) Up lock nut  
●Suitable reel size: D: LT2500~4000C / S: C3000~4000  
●Target: Blue runner- Rockfish- Hairtail- Bream  
●Lure: Metal jig (High pitch jerking is available)



**This is a the high versatility overhead reel model that can play not only SLJ but also Tai-rubber game and Hairtail jigging.**

This 66L have employed high versatility to fish with Tungsten-Jig on 20m-50m depth of the sea. It will good to be used for Tai rubber game thanks to its flexible tip section and belly section which have moderate stiffness with high sensitivity to let you notice vital information or slightly changes of current. If you wish to aim Hair tail or Sea bass on bay area and try not to let jig move too much, this 66L will make it easier than other models for sure.

PRICE :  
LURE : **Jig 40~80g**  
LINE : **PE 0.6~1**

Overhead reel Model / 2pcs (Grip Joint)  
Guide: SIC-S Stainless frame K Guide (Fuji)  
Reel Seat: PULS17 (Fuji) Down lock nut  
●Suitable reel size: D: 100~200 / S: 100~300  
●Target: Blue runner- Rockfish- Hairtail- Bream- Seabass  
●Lure: Metal jig- Tai rubber



**High-response blanks with sensitiveness and toughness make this model suitable for various situations.**

66ML have characteristic to cover wide range of depth of the sea (30m-80m) thanks to its well-balanced sensitiveness and powerfulness. Even you fish with Tungsten-jig, you will never lose response speed of jerk taking advantage of high sensitivity and manipulate ability thanks to characteristics of overhead model. It is also good to be used for Tai rubber game in deep area (80m-100m) or current running rapidly.

PRICE :  
LURE : **Jig 40~120g**  
LINE : **PE 0.8~1.2**

Overhead reel Model / 2pcs (Grip Joint)  
Guide: SIC-S Stainless frame K Guide (Fuji)  
Reel Seat: PULS17 (Fuji) Down lock nut  
●Suitable reel size: D: 100~200 / S: 100~300  
●Target: Blue runner- Rockfish- Hairtail- Bream- Seabass  
●Lure: Metal jig- Tai rubber



**This is the one that can be used in waters where many chances to get contact from bluerunners, and is also ideal for deep waters.**

This 65M is the most powerful model of light-jigging series which is good to be fished in high population of blue runner. Compared to other models of light-jigging series, it have been loaded a little stiffer blank than other and you can enjoy manipulating jig manually with this 65M at your will. You can handle 80g-150g of Tungsten-jig comfortably with it. If you are going to fish in 100m depth of water or rapid area with fine line, we recommend you to take this 65M.

PRICE :  
LURE : **Jig 60~150g**  
LINE : **PE 0.8~1.5**

Overhead reel Model / 2pcs (Grip Joint)  
Guide: SIC-S Stainless frame K Guide (Fuji)  
Reel Seat: PULS17 (Fuji) Down lock nut  
●Suitable reel size: D: 100~200 / S: 100~300  
●Target: Blue runner- Rockfish- Hairtail- Bream  
●Lure: Metal jig (Up to 250g is available if you fish with slow pitch jerking)



# SeaWalk Tairubber


Tairubber Model / 4 Lineup

SeaWalk Tairubber series, we have differentiated the categories for the 4 rods depending on style and conditions rather than rod power to set them apart from one another. Equipped with not only the lightness of a light game rod, but also the sensitivity and strength, these blanks will be the extension to your arm enabling anglers to go head to head with monstrous snapper exceeding 80cm in length. We hope you can experience our exquisite blanks that will shine a new light into your snapper game.

SeaWalk  
Tairubber



For more details of category  
YB Official Web site



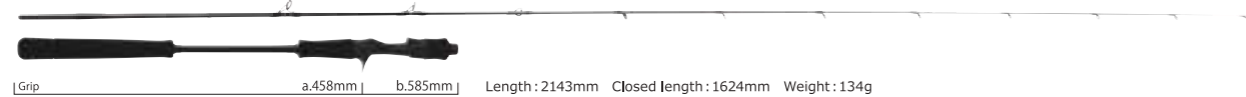
SeaWalk  
Tairubber  
70AT  
TYPE: AUTOMATIC

**An all rounder Tairubber model that sharpens the blanks that you bring to the hook up smoothly.**

This is a specialized model to automatically hook up snapper by simply continuing to reeling in your rig following the small nibbles which frequently occur prior to the main bite. The automatic yet smooth hooking of the fish is brought on by the flexible yet powerful blank. This model is the backbone for the series and can be recommended for use in various field conditions.

PRICE:  
LURE: **60~150g** (Tairubber)  
LINE: **PE 0.6~1**

Over head Model / 2pcs (Grip Joint)  
Guide: SIC-S Stainless frame K Guide (Fuji)  
Reel Seat: PULS17 (Fuji) Down lock nut  
● Suitable reel size: D:100~200 / S:100~300  
● Target: Red Sea Bream  
● Lure: Tairubber



SeaWalk  
Tairubber  
611D  
TYPE: DEEP

**A special model that condenses the ability to capture the deep area game of Tairubber in a light and responsive.**

Anglers will have to utilize heavy weight Tairubber jigs when fishing in 100m of water. This model is specifically designed to enable anglers to easily handle these heavy rigs. The blank was shaped to reduce the heavy load on the angler during the reeling of the heavy rig from the deep waters in intricate current conditions. We were able to create this rod with attention to the smallest detail in components for anglers to enjoy the Tairubber game in the deep waters.

PRICE:  
LURE: **100~250g** (Tairubber)  
LINE: **PE 0.8~1.2**

Overhead reel Model / 2pcs (Grip Joint)  
Guide: SIC-S Stainless frame K Guide (Fuji)  
Reel Seat: PULS17 (Fuji) Down lock nut  
● Suitable reel size: D:200~300 Electric reel:200  
S:200~300 Electric reel:600  
● Target: Red Sea Bream  
● Lure: Tairubber



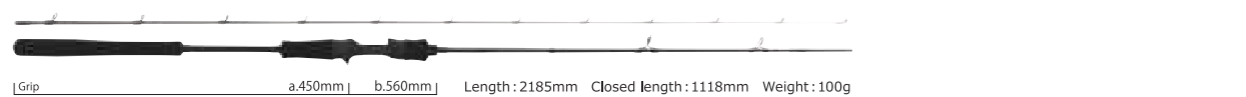
SeaWalk  
Tairubber  
72S  
TYPE: SENSITIVE

**Supersensitive model that focuses on sensitivity and lightness and can hook up even the smallest bite.**

This is the sensitive Tairubber model packed with our expertise and knowledge from producing light game rods. It has the most flexible tip section of the series and its outstanding sensitivity will allow anglers to successfully hook up the slightest of bites. The sensitive tip will transmit the vital information of the current and the slightest nibbles from the fish through the sensitive blank and successfully lead to a hookup. This model will become your biggest asset in situations where the fish are reluctant to take a proper bite and the flow of the current is super weak.

PRICE:  
LURE: **30~100g** (Tairubber)  
LINE: **PE 0.4~0.8**

Overhead reel Model / 2pcs (Center cut - Put over Ferrule)  
Guide: SIC-S Stainless frame K Guide (Fuji)  
Reel Seat: PMTS17 (Fuji) Down lock nut  
● Suitable reel size: D:100~200 / S:100~200  
● Target: Red Sea Bream  
● Lure: Tairubber



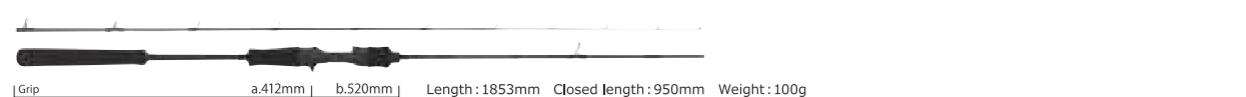
SeaWalk  
Tairubber  
60F  
TYPE: FAST

**High response tai rubber model realizing aggressive game development with high power of recovery in blanks.**


More specifically, the rod is built up of a carbon solid tip to feel for the minute changes in currents and bites and the highly responsive belly section allows anglers to swiftly and aggressively hook up the fish. Although it is short in length with a stiffer blank, the smooth blank taper will reduce the instability when reeling in your rig, enabling anglers to maintain their concentration. We highly recommend this model for those anglers who like to use both Tairubber rigs and snapper jigs depending on the fishing conditions.

PRICE:  
LURE: **60~120g** (Tairubber)  
/ **~100g** (Jig)  
LINE: **PE 0.6~1**

Overhead reel Model / 2pcs (Center cut - Put over Ferrule)  
Guide: SIC-S Stainless frame K Guide (Fuji)  
Reel Seat: PMTS17 (Fuji) Down lock nut  
● Suitable reel size: D:100~200 / S:100~300  
● Target: Red Sea Bream  
● Lure: Tairubber - Metal jig

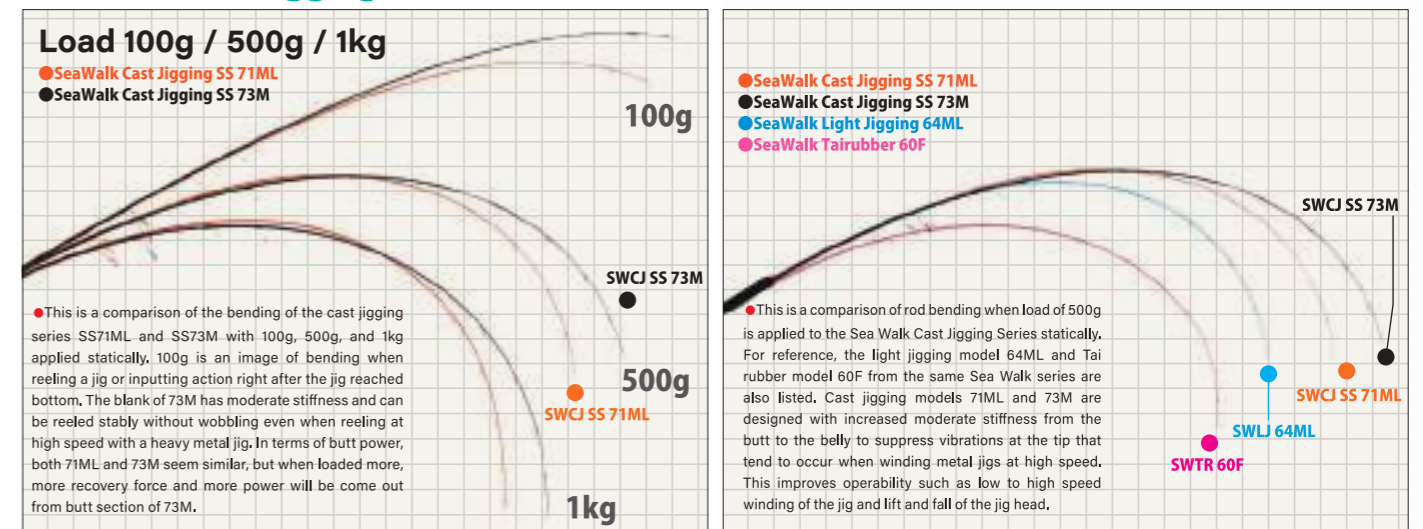


## SeaWalk Tairubber BENDING CURVES

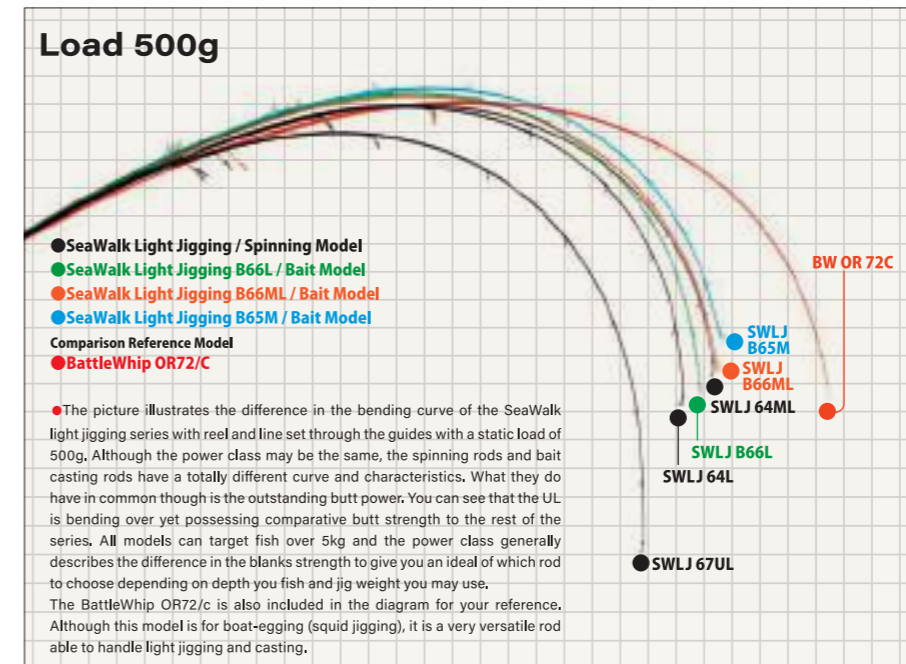


※ These images are not illustrated on the full potential or characteristics of rods. Please understand that these pictures are taken under the limited situation and it was loaded with weight on rods gently.

## SeaWalk Cast Jigging BENDING CURVES



## SeaWalk Light Jigging BENDING CURVES




Light Jigging Jig weight Correspondence Table

Jig	Rod	Spinning Model			Overhead reel Model	
		67UL	64L	64ML	B66L	B66ML
~20g		○				
~40g		○	○		○	○
~60g		○	○	○	○	○
~80g		○	○	○	○	○
~100g			○	○	○	○
~120g				○	○	○
~150g				○	○	○
~200g						○

Hairtail Jigging Jig weight Correspondence Table

Jig	Rod	Spinning Model			Overhead reel Model	
		67UL	64L	64ML	B66L	B66ML
~80g					○	
~100g			△		○	○
~150g				△	○	○
~200g					○	○

For Hairtail jigging, only gentle actions can use jig weights that exceed the rod spec.



# Galahad

Jigging Model / 9 Lineup

*Galahad*

Galahad from YAMAGA Blanks which has been designed as 1pc model taking advantage of bending curve and power of recovery as a jointless stick are line up for jigging game. 632S, 633S and 634S have been loaded flexible tip section to let jig swim naturally and moderate power of recovery on belly and butt section to let jig move rhythmically. 585S and 526S high elasticity to let jig move speedy and aggressively when you jerk vertically. We have succeeded to load high sensitivity to sense small vital information, ease of manipulation to reduce physical burden and high speed of response to transfer your input power. You can jerk both short and long strokes as you wish easily. 3 models for electric reel which are enhanced durability and tenacity against continuous jerking action.



For more details of category  
YB Official Web site



## Galahad 632S SPINNING MODEL

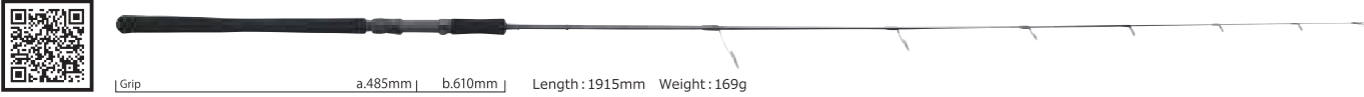
632S  
SPINNING MODEL

**This model can provide you the sensitive action with a blank design that have moderate stiffness and force of recovery.**

This is the lightest model of spinning which have high flexibility on tip and belly section. Although it has flexibility and high sensitivity to sense slightly changes of current and reducing the chance of breaking line or hook, once loaded heavily tough butt section keep unexpected huge fish under control. If you focus to input the load on belly section, jig will swim very smoothly without unnatural movement.

PRICE :  
LURE : **Jig Max 140g**  
LINE : **Max PE 2**  
DRAG : **Max 3kg/45°**

Spinning Model / 1pc  
Guide: SIC-S stainless frame K guide (Fuji)  
Reel seat: DPS18 (Fuji) Up lock nut  
● Suitable reel size: S·D: 5000~6000  
● Target: Blue runner  
● Field: Depth to about 60m



## Galahad 633S SPINNING MODEL

633S  
SPINNING MODEL

**An all rounder with sensitive operation and high sensitivity that cover wide range of difficult waters and situations.**

You can call this 633S all rounder of inshore jigging model. Sometimes you have to do one pitch jerk on horizontally, combination jerk on vertically with just one stick, 633S work well on various kind of jigging situation as an all rounder. You can sense even a small vital information so if the target would not take your jig then you can switch the rhythm of jerking to let them bite. If you fish with jig around 150g please take 633S or if you use around 120g mainly, 632S is the best choice.

PRICE :  
LURE : **Jig Max 180g**  
LINE : **Max PE 3**  
DRAG : **Max 4kg/45°**

Spinning Model / 1pc  
Guide: SIC-S stainless frame K guide (Fuji)  
Reel seat: DPS18 (Fuji) Up lock nut  
● Suitable reel size: S·D: 5000~6000  
● Target: Blue runner  
● Field: Depth to about 80m



## Galahad 634S SPINNING MODEL

634S  
SPINNING MODEL

**Combines power and operation performance in a well-balanced blank and can capture from the shallow area to the deep area.**

If you face the situation that you are required to move long jig naturally, to input load effectively on deep or rapid area, even on horizontally jigging in windy condition, 634S will cover all of these without any anxious. You will realise that 634S have massive power to fight with kingfish at shallow or rough reef. The versatility of 634S enable you to jerk in one pitch or combinational jerk if you necessary to approach with different method.

PRICE :  
LURE : **Jig Max 220g**  
LINE : **Max PE 4**  
DRAG : **Max 6kg/45°**

Spinning Model / 1pc  
Guide: SIC-S stainless frame K guide (Fuji)  
Reel seat: DPS18 (Fuji) Up lock nut  
● Suitable reel size: S·D: 6000~8000  
● Target: Blue runner·Tuna  
● Field: Depth to about 100m



## Galahad 585S SPINNING MODEL

585S  
SPINNING MODEL

**This is the one for capturing deep areas with its high operation performance to jerk seamlessly with high power of recovery.**

585S have been designed to control the game of kingfish or amberjack without losing initiative. Short and fine blank of 585S enable you to jerk jig aggressively does not matter the shape of Jig to approach the target. Of course, butt section has enough power to keep giving pressure on fish with PE5. If you wish to fall jig vertically and jerk aggressively to aim huge one at fish bed or rough reef, 585S is the perfect choice for sure.

PRICE :  
LURE : **Jig Max 280g**  
LINE : **Max PE 5**  
DRAG : **Max 8kg/45°**

Spinning Model / 1pc  
Guide: SIC-S stainless frame K guide (Fuji)  
Reel seat: DPS18 (Fuji) Up lock nut  
● Suitable reel size: S·D: 8000~10000  
● Target: Huge Blue runner·Tuna  
● Field: Depth to about 120m



## Galahad 526S SPINNING MODEL

526S  
SPINNING MODEL

**Emphasized power and force of recovery, allowing for stable fights with huge and heavy target in the deep waters.**

If you wish to aim great amberjack, large dogtooth tuna around 200m depth of water or huge kingfish feeding on the fish bed, this 526S which is specialized for high pitch jerk will be perfect choice. You can transfer your loading to metal jig with small motion easily thanks to the high modulus design of blank. So, you can jerk very quickly as you wish to even in quite deep water.

PRICE :  
LURE : **Jig Max 350g**  
LINE : **Max PE 6**  
DRAG : **Max 12kg/45°**

Spinning Model / 1pc  
Guide: Super Ocaen guide(Fuji)  
Reel seat: DPS20 (Fuji) Up lock nut  
● Suitable reel size: S·D: 10000~20000  
● Target: Huge Blue runner·Tuna  
● Field: Depth to about 150m



## Galahad 622B OVERHEAD REEL MODEL

622B  
OVERHEAD REEL MODEL

**This is a technical model that uses light lines to create a sensitive feeling and create a variety of jig actions.**

This is the lightest model for overhead reel to be used on near shore with PE line up to 2. You can approach the target with various action as such as natural swimming action focused on tip section, high speed short pitch jerking concentrate on belly and butt section or long fall action to cover various situation thanks to sensitivity and lightness of blank itself. If you wish to aim yellowtail or kingfish delicately with fine line, 622B is the one.

PRICE :  
LURE : **Jig Max 150g**  
LINE : **Max PE 2**  
DRAG : **Max 3kg/45°**

Overhead reel Model / 1pc  
Guide: SIC-S stainless frame K guide (Fuji)  
Reel seat: PLS18 (Fuji) Down lock nut  
● Suitable reel size: S·D: 1000~1500  
● Target: Blue runner  
● Field: Depth to about 80m



## Galahad 623B OVERHEAD REEL MODEL

623B  
OVERHEAD REEL MODEL

**This is a high versatility model that can provide you various kind of jerking styles from slow action to high pitch action.**

If you wish to give metal jig various kind of action as such as one pitch jerk in slow tempo, long fall or high pitch jerk with just one stick, we recommend you to pick this 623B. It has high sensitivity to sense what is happening in the deep water so you will be able to switch the way of approach depends on situations. It have been achieved high standard as overhead reel jigging tackle to aim yellowtail, kingfish or amberjack technically without any anxious and stress.

PRICE :  
LURE : **Jig Max 200g**  
LINE : **Max PE 3**  
DRAG : **Max 4kg/45°**

Overhead reel Model / 1pc  
Guide: SIC-S stainless frame K guide (Fuji)  
Reel seat: PLS18 (Fuji) Down lock nut  
● Suitable reel size: S·D: 1000~2000  
● Target: Blue runner  
● Field: Depth to about 100m



## Galahad 624B OVERHEAD REEL MODEL

624B  
OVERHEAD REEL MODEL

**It is high response model that enables a variety of jig actions and have enough power to cover variety of situation of waters.**

This 624B is supposed to be chosen by anglers who is pursuing large kingfish or amberjack with PE4, 624B covers various way of approach as such as not only high pitch action thanks to blank which can transfer your loading of power very well but also good at long fall action in slow pitch. The potential of 624B will be shown by anglers especially who fish at deep or rapid area mainly to set hook on the target as you have planned exactly.

PRICE :  
LURE : **Jig Max 250g**  
LINE : **Max PE 4**  
DRAG : **Max 6kg/45°**

Overhead reel Model / 1pc  
Guide: SIC-S stainless frame K guide (Fuji)  
Reel seat: PLS18 (Fuji) Down lock nut  
● Suitable reel size: S·D: 2000  
● Target: Blue runner·Tuna  
● Field: Depth to about 120m



## Galahad 526B OVERHEAD REEL MODEL

526B  
OVERHEAD REEL MODEL

**Enough power to keep huge target of deep waters under control at your will with the strong force of recovery.**

This is the overhead reel model as same blank as 526S. It is specialized overhead reel model to aim large amberjack or dogtooth tuna on water up to 200m depth or heavy and rapid area. Moderate stiffness of this blank will reduce physical burden of angler. The sensitiveness hidden in blank of it will let you sense slightly changes of current and help you to jerk jig delicately. You can hold the rod on the gimbal belt or under your arm while enjoying the bend curve of this 526B.

PRICE :  
LURE : **Jig Max 350g**  
LINE : **Max PE 6**  
DRAG : **Max 12kg/45°**

Overhead reel Model / 1pc  
Guide: Super Ocaen guide(Fuji)  
Reel seat: T-DPS20 (Fuji) Down lock nut  
● Suitable reel size: S·D: 3000~4000  
● Target: Huge Blue runner·Tuna  
● Field: Depth to about 200m



# Galahad 電

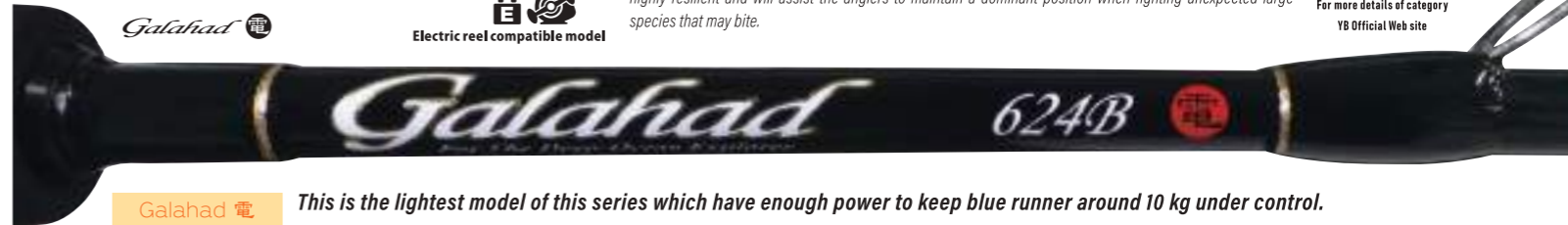
Electric Reel Jigging Model / 3 Lineup

*Galahad* 電 Electric reel compatible model

The Galahad “電” are series especially designed for jigging with electric reels. These electric reels create a unique jig action which is difficult to replicate with ordinary reels that sometimes create unnecessary pauses. The heavy load placed on the blank by the mechanical winding of the reel is absorbed by the tip and the highly resilient belly section will allow anglers to rhythmically maneuver the jig through their rod-work. All 3 models are highly resilient and will assist the anglers to maintain a dominant position when fighting unexpected large species that may bite.



For more details of category  
YB Official Web site



## Galahad 電 633B for Electric reel

633B  
for Electric reel

**This is the lightest model of this series which have enough power to keep blue runner around 10 kg under control.**

If you are going to aim at small sized Blue Runner with PE 3, this 633 would be a perfect choice. Even though automatic reeling at constant speed, flexibility of tip and belly section will help you to jerk jig comfortably and set hook on with less failure. It will bend very much when fish is on, but you can fight with fun without any worry. You will be surprised that potential which is hidden inside blank of 633 for sure.

PRICE :  
LURE : **Jig Max 150g**  
LINE : **~PE 3**  
DRAG : **Max 4kg/45°**

Overhead reel Model / 1pc  
Guide: SIC-S stainless frame K guide (Fuji)  
Reel seat: TCS18 (Fuji) Down lock nut  
● Suitable reel size: S·D: 1000~2000  
● Target: Blue runner  
● Field: Depth to about 100m



## Galahad 電 624B for Electric reel

624B  
for Electric reel

**This is the standard of electric reel compatible model that can easily perform jig action from the shallow to the deep waters.**

This is standard jigging rod for ER to aim bluerunner around 5kg. You can be reeling with any speed thanks to nice and flexible tip section, then you can give the action to jig at your own will. If you hooked bluerunner more than 10kg, you do not have to worry about anything! It will enable you to keep it under control without being anxious. We believe that it may be allowed to call almighty jigging rod for ER and we want anglers all over the world to fish with it.

PRICE :  
LURE : **Jig Max 250g**  
LINE : **~PE 5**  
DRAG : **Max 6.5kg/45°**

Overhead reel Model / 1pc  
Guide: SIC-S stainless frame K guide (Fuji)  
Reel seat: TCS18 (Fuji) Down lock nut  
● Suitable reel size: S·D: 1000~2000  
● Target: Blue runner·Tuna  
● Field: Depth to about 150m



## Galahad 電 586B for Electric reel

586B  
for Electric reel

**A power model that have high power of recovery to supports anglers and allows you to fight with huge target in deep waters.**

If you are going to aim king fish or yellow tail over 10kg we recommend you to choose this monster hunter. You can give action to jig around 300g in 100m depth of the sea effectively. It is going to help you to jerk heavy jig without any burden or stress and to fight with big fish with huge advantage thanks to its flexibility, toughness, and versatility. Fulcrum point is going to move to butt section when you fight It is not just stiff rod, you can use it feel like your arm for sure.

PRICE :  
LURE : **Jig Max 350g**  
LINE : **~PE 6**  
DRAG : **Max 10kg/45°**

Overhead reel Model / 1pc  
Guide: Super Ocaen guide(Fuji)  
Reel seat: TCS18 (Fuji) Down lock nut  
● Suitable reel size: S·D: 2000~3000  
● Target: Huge Blue runner·Tuna  
● Field: Depth to about 200m



# Galahad TRAVEX

2pcs jiggng rod Model / 3 Lineup Galahad TRAVEX

TRAVEX is designed to be transferred your power to metal jig directory thanks to high power of recovery hidden in new blanks. Also, it will be bent from little farther than previous models, you can give a various kind of action to your metal jig as such as one pitch jerk, high pitch jerk or combination easier than before. These models are not only ideal for your fishing trips overseas but also great for your local waters. The sharp, yet flexible blank is best suited for anglers who prefer a speedy and quick action of your jigs.



For more details of category  
YB Official Web site



Galahad TRAVEX 593S 2PCS / SPINNING MODEL

**This is a 2 piece model with a sharpness and lightness while having the strong force of recovery.**

This is a versatile stick to cover various methods of jigging such as horizontally or vertically with around PE3. Thanks to the sharpness and lightness of this blank, you can enjoy manipulating your jig as you wish. If you aim for yellowtail or kingfish with metal jig up to 180g on 30~80m depth of water, the potential of 593S will be shown definitely. Although the blanks of 593S seem slim and delicate, fish will be stopped and lifted by the butt section which has been loaded with massive power.

PRICE :  
LURE : Jig Max 180g  
LINE : Max PE 3

Spinning Model / 2pcs (Grip-Joint)  
Guide: SiC-S+SiC stainless frame K guide (Fuji)  
Reel seat: DPS18 (Fuji) Up lock nut  
● Suitable reel size: S·D: 5000~6000  
● Target: Blue runner  
● Field: Depth to about 100m



Galahad TRAVEX 594S 2PCS / SPINNING MODEL

**A model with strong butt power that combines power and lightness to maximize the advantages of 2 pieces.**

If you aim kingfish or amberjack at near shore on expedition with around PE4, this 594S is the best choice. Lightness feeling of manipulation that is loaded as common characteristics of TRAVEX series enable you to handle long jig naturally at horizontally or to jerk jig aggressively at vertically. When you fish at fish bed with rough bottom or shallow area to aim tough target, you do not have to afraid to let it stop forcefully and aggressively without losing your initiative.

PRICE :  
LURE : Jig Max 240g  
LINE : Max PE 4

Spinning Model / 2pcs (Grip-Joint)  
Guide: SiC-S+SiC stainless frame K guide (Fuji)  
Reel seat: DPS18 (Fuji) Up lock nut  
● Suitable reel size: S·D: 6000~8000  
● Target: Huge Blue runner  
● Field: Depth to about 150m




Galahad TRAVEX 595S 2PCS / SPINNING MODEL

**This model has the power, flexibility and high performance of manipulating necessary for catching big fish in the style of jerking vertically.**

If you have plan to go to southern island of Japan or deep sea of overseas to aim large amberjack, dogtooth tuna or yellowfin tuna, please take 595S without hesitations. Tip section have been adjusted to become little flexible for increasing ability of manipulation and reducing burden of anglers when they jerk aggressively. Once huge fish is on, you will notice that it bends very smoothly and you might forget that it is 2pics grip jointed.

PRICE :  
LURE : Jig Max 320g  
LINE : Max PE 5

Spinning Model / 2pcs (Grip-Joint)  
Guide: Super Ocaen guide(Fuji)  
Reel seat: DPS20 (Fuji) Up lock nut  
● Suitable reel size: S·D: 8000~10000  
● Target: Huge Blue runner·Tuna  
● Field: Depth to about 200m



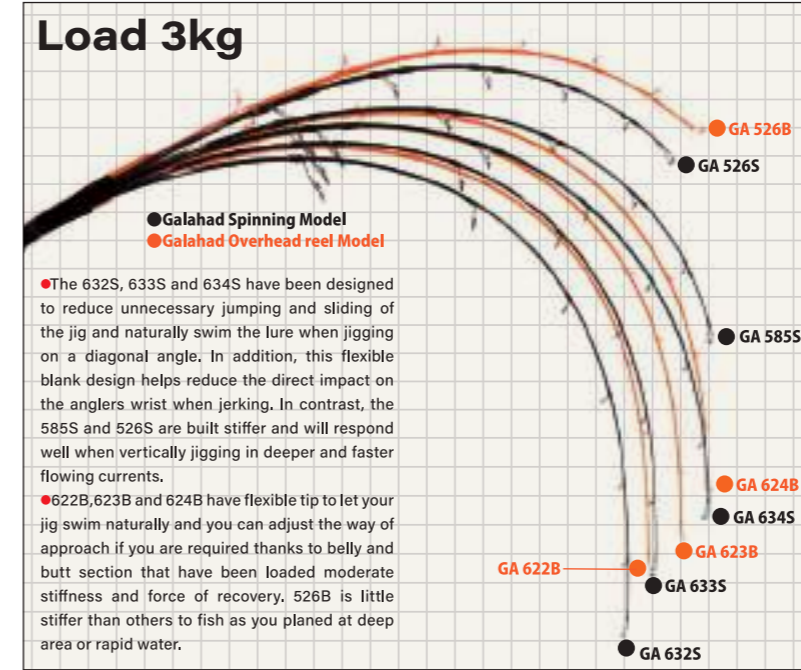
Galahad 634S



Galahad 622B

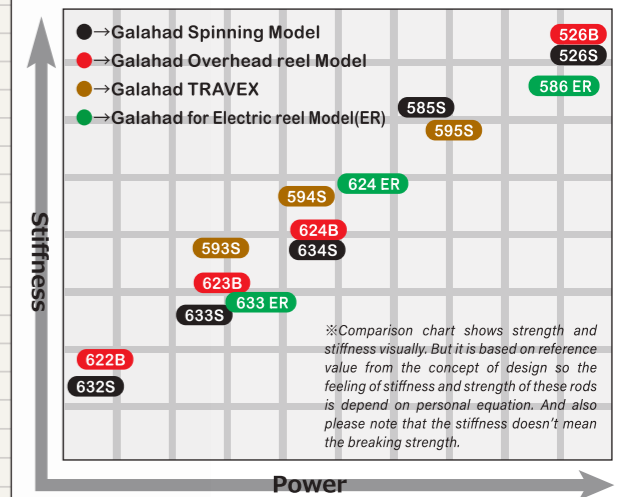
# Galahad Series BENDING CURVES

## Galahad Spinning & Overhead reel model



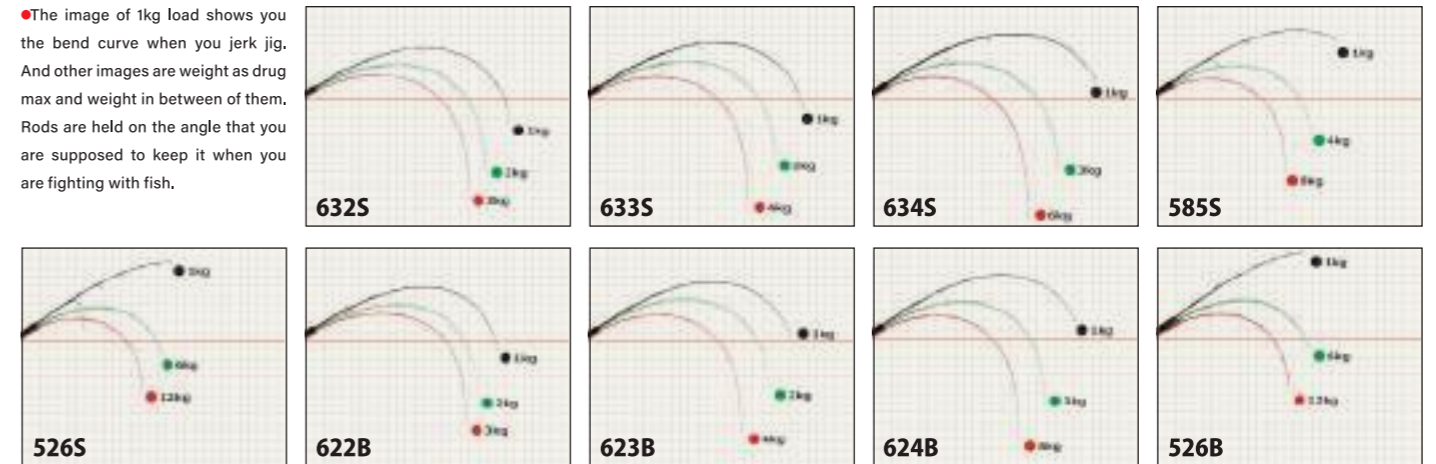
● The 632S, 633S and 634S have been designed to reduce unnecessary jumping and sliding of the jig and naturally swim the lure when jigging on a diagonal angle. In addition, this flexible blank design helps reduce the direct impact on the anglers wrist when jerking. In contrast, the 585S and 526S are built stiffer and will respond well when vertically jigging in deeper and faster flowing currents.  
● 622B, 623B and 624B have flexible tip to let your jig swim naturally and you can adjust the way of approach if you are required thanks to belly and butt section that have been loaded moderate stiffness and force of recovery. 526B is little stiffer than others to fish as you planned at deep area or rapid water.

## Jigging Model Comparison Table

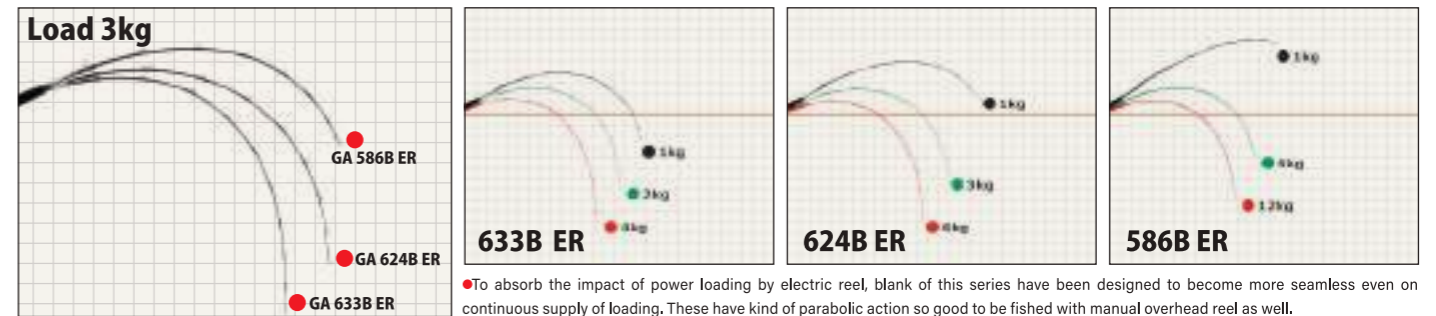


● The above table shows the distribution of hardness, tension and strength of all models of the Galahad series. The Galahad series is designed to have high strength when bent so that it can withstand the high load of high-speed winding when using an electric reel.

● The image of 1kg load shows you the bend curve when you jerk jig. And other images are weight as drug max and weight in between of them. Rods are held on the angle that you are supposed to keep it when you are fighting with fish.

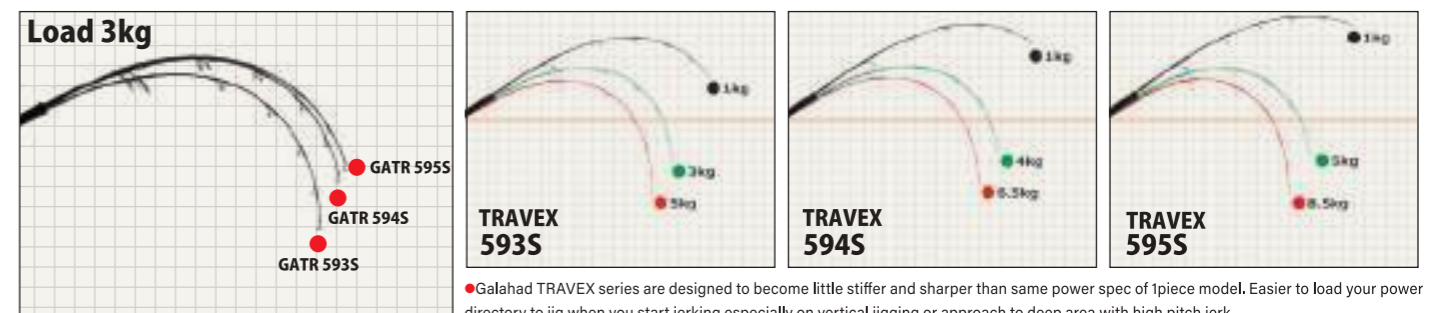


## Galahad ER for Electric reel models



● To absorb the impact of power loading by electric reel, blank of this series have been designed to become more seamless even on continuous supply of loading. These have kind of parabolic action so good to be fished with manual overhead reel as well.

## Galahad TRAVEX



● Galahad TRAVEX series are designed to become little stiffer and sharper than same power spec of 1piece model. Easier to load your power directory to jig when you start jerking especially on vertical jigging or approach to deep area with high pitch jerk.

\*These images are not illustrated on the full potential or characteristics of rods. Please understand that these pictures are taken under the limited situation and it was loaded with weight on rods gently.

YAMAGA Blanks FACTORY LIMITED MODELS

# The Pursuit of Enjoyment

## LINEUP

### FLAWLESS EDITION "ELITE" *Elite*

BlueCurrent 73AR ELITE  
BlueCurrent 86AR ELITE

### ADVANCED EDITION "BETA" *B*

**NEW** BlueCurrent 41 BETA  
**NEW** BlueCurrent 46/B BETA  
BlueCurrent 100 BETA

### ORIGINAL CONCEPT EDITION "PILLAR" *Pillar*

BlueCurrent 60Jr PILLAR  
BlueCurrent 70Trippers PILLAR  
EARLY 109MMH LTD PILLAR  
EARLY 105MH LTD PILLAR

### LIMITED COLOR & DESIGN EDITION "VIVID" *Vivid*

Comming Soon

### OVERSEAS' ORIGINAL EDITION "GLOBAL" *Global*

**NEW** FWP 78M GLOBAL  
**NEW** FWP 78MH GLOBAL  
FWP 90H GLOBAL  
BlueCurrent 74TZ GLOBAL  
BlueCurrent 78TZ GLOBAL  
BlueCurrent 72TZ/NANO GLOBAL  
BlueCurrent 77TZ/NANO GLOBAL  
Galahad Slow 621  
Galahad Slow 622  
Galahad Slow 623  
Galahad Slow 584

## YAMAGA Blanks FACTORY LIMITED MODEL NEW DAWN 2025



# YAMAGA Blanks MEMBERS NEW DAWN 2025



In 2025, Yamaga Blanks Members will release new models that were developed to purely enjoy fishing and casting the rods under the theme of "The Pursuit-of-Enjoyment". The new models for 2025 are "41 BETA" and "46/B BETA" from Yamaga Blanks' representative "BlueCurrent" series. The 4ft class short rod is a rare length even in our long history of Yamaga Blanks, though it is packed with extremely high basic performance as a fishing rod. After 3 years since the initial development, we have finally created two models that are unique, playful, and satisfying. Although there are many advantages brought on by the 4ft length, there are at times when you feel inconvenienced by this shortness as well. Still, when fishing with these two models, the direct control and sensitivity, the thrill of hooking and landing a fish are simply pure fun will take you back to those days you first started fishing. While enjoying both the pros and cons of the "41 BETA" and "46/B BETA", anglers can grow and improve their skills. We hope you will enjoy the absolute satisfaction through this rod.

## YAMAGA Blanks FACTORY LIMITED MODEL 5 CATEGORIES

### FLAWLESS EDITION "ELITE"

This is a model with honed performance and can be considered the elite model of our Yamaga Blanks brand. It may not suit everyone's needs but compared to the standard models, it is not only a high quality model but a model for those hardcore anglers seeking a little something different.

### ADVANCED EDITION "BETA"

With Yamaga Blanks state of the art blank manufacturing technology, this category is revolutionary and a challenge to the world and towards ourselves. Although it is called "BETA" this does not mean it is incomplete, but rather catering for the ever bias needs of the market in a category of its own.

### ORIGINAL CONCEPT EDITION "PILLAR"

Although the models are distinctive, we have sought after the user-friendly characteristics often seen in Yamaga Blanks rods. The "PILLAR" refers to the series strong foundations in YB. We are scheduled to release the following two models in addition to the standard models.

### OVERSEAS' ORIGINAL EDITION "GLOBAL"

The Global Series is not sold in Japan, overseas only. The lineup consists of models developed to much to overseas needs. We plan to continue releasing models for various countries, fields, and targets.


### LIMITED COLOR & DESIGN EDITION "VIVID"

Get ready to jump on the limited color and design editions of our high quality paint-job. These will be one-off productions and will be surprise releases from our usual lineups.



## 2025 NEW MODEL BlueCurrent 41·46/B BETA

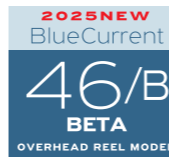
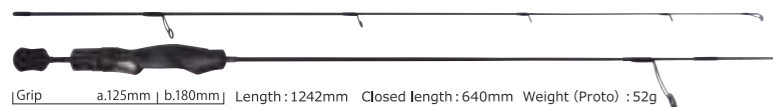
At Yamaga Blanks, we not only pursue basic performance in product development, but also always value the enjoyment of fishing itself. The newly released Blue Current series, "41 BETA" and "46/B BETA," are the result of viewing the "enjoyment" from a different perspective. Packed with plenty of basic performance and playfulness, this rod is capable of targeting a variety of fish species that can be targeted with a light line, including trout in mountain streams, as well as horse mackerel and bream in saltwater. The excellent maneuverability and direct usability that only an ultra-short length rod can offer has the potential to revolutionize traditional fishing. Not only you can enjoy the process of pinpoint short casting and delicate lure control, but also fully enjoy the fighting and direct feeling of being connected with the fish. How you enjoy this rod is completely up to you. We hope you can first handedly experience the world of fishing that can only be felt with "41 BETA" and "46/B BETA".



An ultra-short spinning model designed to have a fun and direct feel, an extension of your arms and hands

PRICE :  
LURE : 0.3~5g  
LINE : PE ~0.6  
Available from Feb 2025

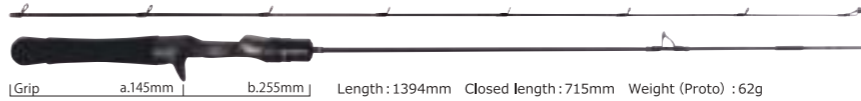
Spinning Model / 2pcs (Put over Ferrule)  
Guide: SiC-S Titanium frame K Guide (Fuji)  
Reel seat: NHSS13 (Fuji) Up lock nut  
● Suitable reel size: D: ~LT2000 / S: ~2000 ● Target : Common targets  
● Lure: Common lures up to 5g ● Field: Common fields



An ultra-short overhead model that enables ultra-precise casting with a compact form

PRICE :  
LURE : 0.5~5g  
LINE : PE ~0.8  
Available from Feb 2025

Bait Model / 2pcs (Put over Ferrule)  
Guide: SiC-S Titanium frame K Guide+SiC-STitanium RV guide (Fuji)  
Reel seat: FBCS13 (Fuji) Down lock nut  
● Suitable reel size: reel for bait finesse ● Target : Common targets  
● Lure: Common lures up to 5g ● Field: Common fields

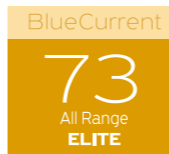


This is the rod for light game that is designed with concentrated performance to get extra distance for searching targets in vast water.

BlueCurrent 100 BETA Tuned for SURF is a specialized light game model for casting in the vast surf. Although it is 10ft in length, we have not forgotten that it is a light game model. It is equipped with the sensitivity, lightness and finesse characteristics of a light game rod, yet able to cast long distances with jigs and "floats" and "sinker" rigs. This model will be the next standard for the light game, long distance search model in the BlueCurrent series.

PRICE :  
LURE : 4~30g  
LINE : PE 0.5~1

Spinning Model / 2pcs (Put over Ferrule)  
Guide: TORZITE Titanium frame K Guide (Fuji)  
Reel seat: VSS16 (Fuji) Down lock nut  
● Suitable reel size: D: LT2500~4000C / S: 2500·C3000·4000  
● Target: Horse Mackerel·Rock fish·etc  
● Lure: Metal jig·Rig  
● Field: Sandy Shore·Rocks·Port

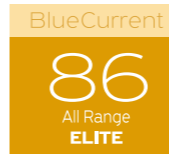



It's not just a "light class all rounder rod". An aggressive, high-dimensional versatile model with infinite possibilities.

The 73All-Range is a light~middle class versatile rod able to handle various species around the world utilizing various fishing methods. By shortening and sharpening the 85TZ/NANO All-Range, has allowed for a more technical approach. The enhanced response and controllability of the rod has enabled easier use of jig-heads, various rigs, hard bodied lures and even small egi (squid jigs). We hope you have a chance to take hold of this sharp and highly resilient blank in the field.

PRICE :  
LURE : 0.5~12g  
LINE : PE 0.2~0.6

Spinning Model / 2pcs (Spigot Ferrule)  
Guide: TORZITE Titanium frame K Guide (Fuji)  
Reel seat: VSS16 (Fuji) Down lock nut  
● Suitable reel size: D: LT2000~2500C / S: 2000~2500  
● Target: Anything  
● Lure: Anything

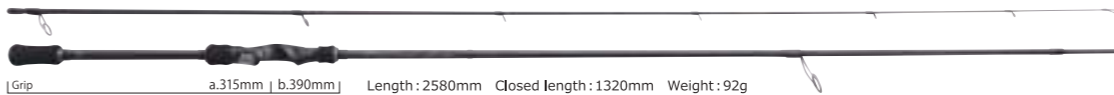


With the super sharp blank which exceeds any versatile model, the new BlueCurrent All Range will be your best weapon for your light game fishing.

86 All Range is a specialized model armed with super sharp casting feel and absolute controllability for the hardcore anglers who seek a more manualized sensitive game. Although it possesses the sensitivity and finesse of the light game category, we have produced the blank with exceeding resilience (characteristics of a blank to restore to its original form), while the newly designed grip will enable anglers to directly touch blank to further improve sensitivity.

PRICE :  
LURE : 3~21g  
LINE : PE 0.4~1

Spinning Model / 2pcs (Spigot Ferrule)  
Guide: TORZITE Titanium frame K Guide (Fuji)  
Reel seat: NHSS13 (Fuji) Up lock nut  
● Suitable reel size: D: LT2500~3000C / S: 2500~C3000  
● Target: Anything  
● Lure: Anything

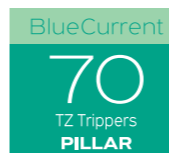



This is a model that both children and adults can simply enjoy "fishing" and that has enough toughness for a bit of reckless use with its durable design.

This is the BlueCurrent series kids model. We have enhanced the strength of the blank and it is absolutely value for money. We can strongly recommend this rod for fishing enthusiasts and kids who are not bound to one type of fishing style but those who can enjoy not only the lure game but also utilize bait game.

PRICE :  
LURE : ~7g  
LINE : PE 0.3~0.8

Spinning Model / 2pcs (Put over Ferrule)  
Guide: Alconite ring·Stainless frame K Guide (Fuji)  
Reel seat: IPS16 (Fuji) Down lock nut  
● Suitable reel size: D: LT1000 / S: 1000~C2000  
● Target: Anything  
● Lure: Anything



This is a 4 piece model that changes common sense as a pack rod that can aim at any target without compromise.

This is a 4 piece light game model for travelling anglers around the world. You will be able to experience first handedly Yamaga Blanks state of the art designs in this pack-rod which possesses a strong butt section yet allowing the whole rod to smoothly bend. Although the rod may feel stiff, the flexibility of the blank creates a beautiful bending curve and is suitable for not only salt-water species but also trout and even large mouth bass in fresh-water environments.

PRICE :  
LURE : ~12g  
LINE : PE 0.3~0.8

Spinning Model / 4pcs (Spigot Ferrule)  
Guide: TORZITE Titanium frame K Guide (Fuji)  
Reel seat: VSS16 (Fuji) Down lock nut  
● Suitable reel size: D: LT1000~2000 / S: C2000~2500  
● Target: Anything  
● Lure: Anything



**EARLY 109 MMH PILLAR**

**A fusion of castability, sensitivity, operability, and power essential for long distance strategy**

This is a limited edition of the EARLY 109MMH with the upgrades in guides and customized the grip from a straight style to a separate grip. Compared to the standard model, the rebalanced limited edition will enable anglers to cast farther with less effort allowing for you to fish all day long without any stress. The outstanding castability of the standard model has been refined to cast farther, easier and with more accuracy.

Spinning Model / 2pcs (Put over Ferrule)  
Guide: SiC-S Titanium frame K Guide+SiC Titanium frame RV Guide (Fuji)  
Reel seat: VSS17 (Fuji) Up lock nut

PRICE :  
LURE : **8~50g**  
LINE : **PE 1~2**

- Suitable reel size: D: LT4000C~5000C / S: 4000~C5000
- Recommended Target: Flatfish · Black Fin Seabass · Cherrysalmon · Small sized Blue runner
- Recommended Lure: Metal jig · Sinking pencil · Vibration · Minnow · Jig Minnow

Grip | a.455mm | b.585mm | Length: 3295mm Closed length: 1690mm Weight: 190g

**EARLY 105 MH PILLAR**

**Achieves more accurate lure manipulation on sandy beach to aim bigger fish**

All 2 models in the EARLY limited edition have been built up of the same blank as the standard models, however, the tuning of the components have drastically solidified the experience and potential of the original blank. This 105MH Limited edition is no exception with the honing of its sensitivity and technical controllability of heavy lures. We present this rod to those hard-core anglers out there who are in pursuit of the true essence of the intricate surf game.

Spinning Model / 2pcs (Put over Ferrule)  
Guide: SiC-S Titanium frame K Guide+SiC Titanium frame RV Guide (Fuji)  
Reel seat: VSS17 (Fuji) Up lock nut

PRICE :  
LURE : **10~50g**  
LINE : **PE 1~2**

- Suitable reel size: D: LT4000C~5000C / S: 4000~C5000
- Recommended Target: Flatfish · Black Fin Seabass · Cherrysalmon · Small sized Blue runner
- Recommended Lure: Metal jig · Sinking pencil · Vibration · Minnow · Jig Minnow

Grip | a.455mm | b.585mm | Length: 3180mm Closed length: 1630mm Weight: 192g



**2025NEW FWP 78M GLOBAL**

**A combination of sensitivity and toughness. Predator Hunter that have M class power covers game both on shore and offshore.**

This is a multi purpose model specially designed for catching freshwater predatory fish such as perch, pike, pikeperch, catfish, etc. Both from the shore and from the boat. It has enough power to work quietly with minnow wobblers up to 130mm and jighead lures up to 30g. In addition to power, the fishing rod has good sensitivity and excellent casting performance when fishing with light lures.

Spinning Model / 2pcs (Put over Ferrule)  
Guide: SiC-S Stainless frame K Guide (Fuji)  
Reel seat: VSS17 (Fuji) Up lock nut

PRICE :  
LURE : **7~28g**  
LINE : **PE 0.6~1.5**

- Suitable reel size: D:LT3000C~4000 / S:C3000~4000
- Target: Pike · Hucho
- Lure: Jig head · Minnow · Plug

Grip | a.310mm | b.395mm | Length: 2360mm Closed length: 1210mm Weight: 109g

**2025NEW FWP 78MH GLOBAL**

**A versatile MH class power that covers a wide range of weights of large silicone lures, swimbaits, and wobblers.**

This is a multi-purpose model specially designed for catching freshwater predatory fish such as pike, pikeperch, catfish, etc. The rod is designed for fishing with large silicone lures, swimbaits, and wobblers both from the boat and from the shore. It has a lot of power to fight large predatory fish and at the same time is quite sensitive when working with light lures.

Spinning Model / 2pcs (Put over Ferrule)  
Guide: SiC-S Stainless frame K Guide (Fuji)  
Reel seat: VSS17 (Fuji) Up lock nut

PRICE :  
LURE : **10~38g**  
LINE : **PE 0.8~2.0**

- Suitable reel size: D:LT3000C~5000 / S:C3000~5000
- Target: Pike · Hucho
- Lure: Jig head · Minnow · Plug

Grip | a.350mm | b.420mm | Length: 2360mm Closed length: 1210mm Weight: 111g

**FWP 90H GLOBAL**

**This is a model that manipulate large lures well and has strong butt power that is not inferior to fighting against large fish.**

This versatile model is specially designed for big freshwater predators like pike, hucho, catfish etc. Powerful, light and precise. During testing in the European area, we focused on the guide diameter that it could be used without stress even in extremely cold areas where the guide would be frozen. Also, it has enough power to cast big lures up to 100g, but on the other way sensitive enough to fish with small and light lures around 20g. When you require to cast long distance with big lures, especially on wide rivers targeting big hucho, with this rod it is not a problem anymore.

Spinning Model / 2pcs (Put over Ferrule)  
Guide: SiC-S Stainless frame K Guide (Fuji)  
Reel seat: DPS18 (Fuji) Up lock nut

PRICE :  
LURE : **20~100g**  
LINE : **MAX PE 3**

- Suitable reel size: D:LT4000~5000 / S:4000~5000
- Target: Pike · Hucho · Catfish
- Lure: Big Jig heads · Minnows · Plug

Grip | a.445mm | b.585mm | Length: 2670mm Closed length: 1415mm Weight: 208g

**BlueCurrent 74TZ GLOBAL**

**A model that uses aggressive and strategic techniques that can be called "sharpness special".**

It features the sharpest blank in the BlueCurrent series. Because it is stiff all the way to the tip, it has excellent bottom sensing ability, and the lure can be operated with sharp action. Recommended for those who want to easily adjust the strength of their lures for purposeful fishing. \*Please refer to page 25 for the rod bending curves.

\*BlueCurrent 74TZ and 78TZ are two models that are particularly focused on sensitivity, operability, and cast feel. The stiffness and strength of the butt are different from the NANO series. The NANO series uses the force of the blank to momentarily bend and restore itself to control the fish, while the 74TZ and 78TZ are models that retain hardness in the butt to achieve high casting accuracy and control the fish.

Spinning Model / 2pcs (Put over Ferrule)  
Guide: TORZITE Titanium frame K Guide (Fuji)  
Reel seat: VSS16 (Fuji) Down lock nut

PRICE :  
LURE : **2~18g**  
LINE : **PE 0.4~1.0**

- Suitable reel size: D: LT2500~C3000 / S: 2500~C3000
- Recommended lures and actions  
Bottom lures · Jigs · Twitching and jerking of minnows  
Detailed actions of pencil lures

Grip | a.280mm | b.345mm | Length: 2240mm Closed length: 1150mm Weight: 74g

**BlueCurrent 78TZ GLOBAL**

**Sharpness & Strength, a model that hones these two features and emphasizes long cast performance.**

It has a moderate amount of stiffness all the way to the tip, while also being able to bend smoothly under load. Even when casting, it has a high recovery force even though it bends as a whole, so the casting feel is also good. Since the blank bends smoothly up to the belly, it is also suitable for retrieving action. A rod that can be used not only from the bottom to the top range but also with slow and fast action in the current, making it easy to turn on fish. \*Please refer to page 25 for the rod bending curves.

Spinning Model / 2pcs (Put over Ferrule)  
Guide: TORZITE Titanium frame K Guide (Fuji)  
Reel seat: VSS16 (Fuji) Down lock nut

PRICE :  
LURE : **5~25g**  
LINE : **PE 0.4~1.0**

- Suitable reel size: D: LT2500~C3000 / S: 2500~C3000
- Recommended lures and actions  
Operation in areas with flow · Followability to bite  
Lures that be able to action · Lures that be able to retrieve

Grip | a.290mm | b.360mm | Length: 2345mm Closed length: 1205mm Weight: 81g

**BlueCurrent 72 TZ/NANO GLOBAL**

**A model that specializes in high-speed game making use of a blank that supports the quick action of small metal jigs.**

This is the special tuned model which enable anglers manipulate various weight of jigs from micro sized to 15g weight, because of moderate strain of tip section. We have chosen NANOALLOY® technology. Its innovative to a new material from TORAY LTD to achieve a high performance of manipulation and sensitiveness. Although, you might sense the strain of blanks, and it will work as tenacity to land fish smoothly. \*Please refer to page 25 for the rod bending curves.

Spinning Model / 2pcs (Put over Ferrule)  
Guide: TORZITE Titanium frame K Guide (Fuji)  
Reel seat: VSS16 (Fuji) Down lock nut

PRICE :  
LURE : **1.5~15g**  
LINE : **PE 0.3~0.8**

- Suitable reel size: D: LT2000~2500C / S: 2000~C2500
- Target: Rock fish · Small sized Blue runner · Flatfish
- Lure: Metal Jig · Minnow · Sinking pencil

Grip | a.270mm | b.335mm | Length: 2185mm Closed length: 1125mm Weight: 70g

**BlueCurrent 77 TZ/NANO GLOBAL**

**A technical model that specializes in manipulate plug even in the current seamlessly.**

This rod which has been built with NANOALLOY® technology from TORAY LTD is for special situation. It achieved high sensitivity and usability of various lures without losing repulsive force of rod, even in the rapid current. The potentials of this rod will be shown, mostly at the field where the experts likes. \*Please refer to page 25 for the rod bending curves.

Spinning Model / 2pcs (Put over Ferrule)  
Guide: TORZITE Titanium frame K Guide (Fuji)  
Reel seat: VSS16 (Fuji) Down lock nut

PRICE :  
LURE : **2~9g**  
LINE : **PE 0.3~0.8**

- Suitable reel size: D: LT2000~2500C / S: 2000~C2500
- Target: Seabass · Black Sea Bream · Rock fish · Horse Mackerel
- Lure: Micro Plug · Metal Jig · Jig Head

Grip | a.290mm | b.360mm | Length: 2345mm Closed length: 1205mm Weight: 81g

**Galahad Slow 621 GLOBAL**

**lightest and most delicate in the series, yet allows you to freely give the natural fall action without unwanted wobbles.**

A sensitive model for attacking with sensitive tackle settings using light lines. The flexible tip without wobbles the initial speed of the jig when input, automatically making a natural fall action. This model is necessary for targets with low activity or for situations where a sensitive strategy is required, such as when hooking a nibble that seems to play around with a jig, and where targets often loose or hook out.

Overhead reel Model / 1pc  
Guide: SiC-S Titanium frame K + RV Guide(Fuji)  
Reel seat: PLS18 (Fuji) Down lock nut

PRICE :  
LURE : **Around 100 Class**  
LINE : **Pe 1 Class**

- Suitable reel size: D:300 / S:300~1000
- Recommended water depth and jig weight guide  
Fall action: 80~200g / Depth: 50~150m  
Best weight: Around 120g / Depth: 70m

Grip | a.450mm | b.587mm | Length: 1900mm Weight: 133g

**Galahad Slow 622 GLOBAL**

**This is the standard, well-balanced rod that covers slow jigging targets and methods in the mid-deep sea.**

A basic model for comfortably manipulating jig weights which are mainly used, from the shallow waters of nearshore waters and in the middle and deep waters. It is equipped with delicate and high sensitivity and light operability that allows the jig to slide and make a natural fall action with light force. In addition, you can deeply enjoy the steps from jig manipulation to hooking, which is the best part of slow jigging, and you can cover an various target of sea bream, Blue runner, and rock fish from shallow to deep areas.

Overhead reel Model / 1pc  
Guide: SiC-S Titanium frame K + RV Guide(Fuji)  
Reel seat: PLS18 (Fuji) Down lock nut

PRICE :  
LURE : **Around 200 Class**  
LINE : **Pe 1.5 Class**

- Suitable reel size: D:15 / S:1000~2000
- Recommended water depth and jig weight guide  
Fall action: 100~250g / Depth: 50~250m  
Best weight: Around 200g / Depth: 100~150m

Grip | a.450mm | b.587mm | Length: 1900mm Weight: 137g

**Galahad Slow 623 GLOBAL**

**An all rounder that plays the core of the Galahad Slow series and accurately conveys the angler's intentions to the jig.**

A PE2 class model that can comfortably handle 200~300g jigs. The main feature of the Galahad Slow series is its all-rounder performance, which has a lot of latitude in action to manipulate the jigs that suit a variety of targets. It covers a wide range of uses, from a quick action approach to blue runner with high swimming ability to a natural fall action for sea bream and rock fish.

Overhead reel Model / 1pc  
Guide: SiC-S Titanium frame K + RV Guide(Fuji)  
Reel seat: PLS18 (Fuji) Down lock nut

PRICE :  
LURE : **Around 300 Class**  
LINE : **Pe 2 Class**

- Suitable reel size: D:15 / S:1500~3000
- Recommended water depth and jig weight guide  
Quick action: 100~250g/Depth: 70~120m  
Fall action: 300~350g /Depth: 100~250m  
Best weight: Around 300g / Depth : 100~150m

Grip | a.450mm | b.587mm | Length: 1900mm Weight: 141g

**Galahad Slow 584 GLOBAL**

**The most powerful model in the series that has the enough strength to support anglers in tough situations with comfortable operability.**

To comfortably manipulate 300 to 500g jigs under special conditions such as deep waters, tidal currents, and complex double tides, the blank has strong tension and torque, even in high water pressure. It is possible to transmit the action to the jig with less burden on the body. The response of the combination, from the quick action to targets with high swimming ability such as amberjack, to the fall action, is the best in the series. This model is also recommended for targeting large rock fish in deep waters.

Overhead reel Model / 1pc  
Guide: SiC-S Titanium frame K + RV Guide(Fuji)  
Reel seat: PLS18 (Fuji) Down lock nut

PRICE :  
LURE : **Around 400 Class**  
LINE : **Pe 3 Class**

- Suitable reel size: D:30~50 / S:3000~4000
- Recommended water depth and jig weight guide  
Quick action: 200~350g/Depth: 100~150m  
Fall action: 300~500g/Depth: 150~300m  
Bast weight: Around 400g / Depth : 250m

Grip | a.450mm | b.587mm | Length: 1727mm Weight: 144g

# 2025 YAMAGA Blanks ORIGINAL ITEMS

## GEARS

### 2025 NEW PRODUCTS

2025 NEW

#### YB ZOOM SHAFT 150

Price:



The YB Zoom Shaft 150 is a lightweight, compact, and rigid telescopic landing shaft made of carbon from Yamaga Blanks. With a total length of 1500mm and a closed length is 450mm, it is compact and easy to handle, making it ideal for trout fishing in fishing ponds and black porgy and sea bass fishing in low-footstep. The crisp shaft body will not bend under water pressure, allowing for smooth landings. The simple structure allows for easy disassembly by removing the top and end cap parts, making maintenance after fishing easy. (This product is manufactured in our own factory in Japan.)

**SPEC**

- telescopic type / 4pcs ●Weight: 147g
- Deployment length: 1500mm ●Closed size: 450mm



●Easy to disassemble and maintain



●Comes with a original box



It can be deployed quickly, so you can land fish smoothly.

2025 NEW

#### YB DUAL GAME POUCH

Price:

※Please note that product specifications may change without notice.



Detachable



Front



The YB Dual Game Pouch, which will be released in 2025, has two removable pouches. The front pouch is ideal to store smartphones. It uses a special film that allows you to directly operate the touch panel on your smartphone, so you can not only take photos while fishing, but also make calls and reply to emails. The magnetic releasers on the top and bottom of the pouch allow it to be easily removed from the main body. It is also equipped with a hook keeper that is convenient when changing lures. The base has depth for easy opening/closing and taking out your content. By attaching a carabiner to the belt on the side, you can frequently used tools outside the pouch.

**SPEC**

- Size (mm) : Length 180 · Width 90 · Thickness 25 (Front) / 40 (Main) ●Material: PVC (Inside: Nylon)

### REGULAR PRODUCTS

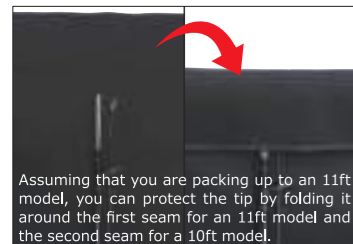
#### YB Protection Roll Bag

Price:


YB Protection Roll Bag is Yamaga Blanks' original packing gear that allows you to transport multiple rods safely and smartly without damaging them. You can carry the rods compactly and safely when you go on an expedition by ferry, fishing on the shore or offshore. Intended for use on rocky shores, it is made of neoprene fabric with excellent durability and water resistance, so it can be used as a rug while taking a break or as a tool holder.

**SPEC**

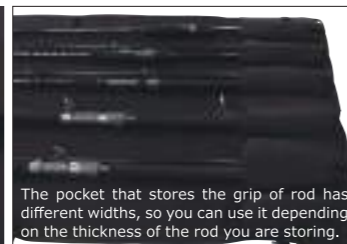
- Packing quantity: 1~5 ●Storage dimensions: 1150~1800mm
- Size: 1840x540mm ●Weight: approx. 710g ●Material: Neoprene, Velcro, D ring



Assuming that you are packing up to an 11ft model, you can protect the tip by folding it around the first seam for an 11ft model and the second seam for a 10ft model.



You can hold the rod with Velcro.



The pocket that stores the grip of rod has different widths, so you can use it depending on the thickness of the rod you are storing.



You can wear it on your shoulder by attaching the YB shoulder belt (sold separately) to the two D-rings.



#### YB Shoulder Belt Price:

The YB shoulder belt is an item that makes it easier to carry the rod while fishing. It is possible to pack 2 to 3 middle class rods such as eging and sea bass together using the elastic neoprene belt. By carrying the bundled rods on your back, you can free your hands and move around the field more easily.



**SPEC**

- Belt total length: 670mm~1130mm Pad part total length: 200mm
- Rod belt(x2): Belt total length: 320mm



●Rod installation image  
※Tip cover sold separately

**Packing**

- Shore Casting Rod x4
- Seabass Rod x5
- Eging Rod x5

#### YB Zoom Shaft Price:



It is a telescopic type landing shaft that originated YAMAGA Blanks. Although it is compact in size, moderate stiffness and strength, and can be used widely from light games to sea bass.

**SPEC**

- Telescopic type / 8pcs ●Weight: 310g ●Deployment length: 2900mm ●Closed size: 455mm

**Target**

Horse mackerel, Rockfish, Black sea bream  
Sea bass, BlueRunner (up to 5 kg), Squid, Blackfin sea bass, etc...

#### YB Landing Handle Price:



It is a carbon handle ideal as for the landing net of seabass wading games. Also, if you set a gaff, you can use it as a hand gaff in situations such as rocky shore and boats. The main shaft part, grip, joint part metal fittings, all design, processing and assembly are done in our own factory in Kumamoto, JAPAN.



By combining it with the landing handle, (sold separately) portability is improved.



Perfect for sea bass wading games if it combined with a landing net.

**SPEC**

- Body: Made of carbon Surface: Rubber processing
- Screw standard: W 1/2 ●Length: 275mm ●Weight: 144g

#### YB Landing Handle Stay Price:

The YB Landing Handle Stay can be attached to the YB Landing Handle (sold separately) to improve portability during wading. (This product does not come with a net handle) By using stainless steel "SUS316L", which has excellent rust and corrosion resistance and is also used in the aerospace field, it has a shape that supports smooth landing even in hard use.

**SPEC**

- Material: Stainless(SUS316L) ●Size: W20mmxH44mmxD165mm ●Weight: 58g

\*Although it can be equipped on other companies' products, there are some products that do not fit.  
\*Not compatible with draw-out type shafts.



全長: 165mm

20mm

#### YB TipCover Size S/M Price:

This is Neoprene Tip-Cover. Neoprene tip cover for protecting and fixing delicate rod tips.

- Length: S-360mm / M-450mm ●Material: Neoprene & Piece of Velcro



S size for BlueCurrent, and using LiteGame-Rods.



M size for BlueSinper, Galahad, and using Offshore-Rods.

\*Product photos may differ from the actual color tone.

#### Rod Belt Series Price:

The standard rod belt is available in 3 sizes, and the PG rod belt, which has anti-slip rubber sewn on to improve frictional resistance, is available in 2 sizes. The PG rod belt has an amazing frictional resistance and can remove fixation on ferule that cannot be removed with bare hands.

- Color: Black ●Material: Neoprene & Piece of Velcro

**Rod Belt**

S 1set:2pcs Price:

S: 26mmx190mm

L 1set:2pcs Price:

L: 40mmx350mm

LL 1set:1pcs Price:

LL: 99mmx500mm

**PG Rod Belt**

L 1set:2pcs Price:

LL 1set:2pcs Price:

PG Rod Belt is a rod belt with anti-slip rubber sewn into it.




WEAR

**2025 NEW** YB FIT IN T-shirt Price:

This cotton T-shirt is made of 5.6 oz fabric that is comfortable to wear even in extreme heat, yet retains its shape. YAMAGA-Blanks fits perfectly into the blanks in your daily life (FIT IN YOUR BLANKS) We have designed a character on the back print that reflects this idea.

- Size: M/L/XL ●Color:Black / White
- Material: Cotton 100% (5.6oz)



**2025 NEW** YB BUG BARRIER INNER Price:



A wearable insect repellent that is developed with a smell that insects dislike. Made with 360 degree stretch fabric that absorbs sweat and dries quickly. It has a smooth texture that makes you feel cool and also has UV protection, so you can wear it comfortably even on extremely hot days. The "arm cover" can easily be put on or taken off, and the upper section has a silicone anti-slip layer sewn into it to prevent it from sliding down when casting. The "Under tights" can be used comfortably as an inner layer under your shorts, both for onshore and offshore fishing. The YB BUG BARRIER INNNER series is not only useful for fishing, but also for all outdoor activities during seasons where insects are common.

- Size : M/L/LL ●Color:Black / Navy ●Material : Polyester 77% Polyurethane 23%

※Due to characteristics of fabrics, the color may easily fade, so please hand wash the first and second washes, or wash separately from other clothing. Even if the color fades, there is no problem with performance.  
※Due to the characteristics of the fiber and dye, black fabric may appear slightly brown, but this will not affect performance.

**Arm Cover**  
Black Navy

**Under Tights**  
Black Navy

- Smell function which is insects hate※
- Sweat absorption & Quick drying
- Cool touch performance
- Stretch material
- UV Cut
- Made in Japan

※Insect repellent means that the body is physically protected by fabric that is impregnated with an odor that insects dislike, and is not a product intended to repel flies, fleas, and other similar creatures.

**2025 NEW COLOR** YB Silky touch long sleeve T-shirt Price:

The material of this long sleeve T shirts equipped UV proof, quick absorption and drying to keep you comfortable. It is recommended for humid days as well as chilly days. White will be added as a new color in 2025. The color reflects the sunlight, making it more comfortable even on a sunny and hot days.

- Size: M / L / XL ●Color: White / Navy
- Materials: Polyester 100%(4.7oz)



CAP

**2025 NEW** YB low profile Cap Price:

Introducing our original low-profile cap with a simple YB logo embroidered on the front in 3D. This is a classic silhouette with a slightly shallower fit than other caps in our series. Great for fishing or everyday use!

- Size: One-size-fits-all ●Color: Navy / Stone
- Material: Cotton 100%



YB Work Cap Price:

This is a work cap crafted from the breathable and waterproof material "Breathatec." It adeptly repels light rain and efficiently releases internal moisture, ensuring a comfortable and sweat-free experience.

- Size: One-size-fits-all ●Color: Olive/Navy
- Materials: 100% Nylon (Not completely waterproof)



YB Mesh Cap Price:

The fabric which is called " nano-wing " twill cotton is chosen. It is excellent in moisture absorption, moisture absorption, quick drying, and durability.

- Size: One-size-fits-all ●Color: Black
- Material: Cotton 100% (7.4oz)



YB Flat Visor Cap Price:

Renew a design of classic YB flat visor cap. Featuring a voluminous YB logo and an embroidered YBRC logo on the side. The cap comes with an original sticker that you can enjoy placing on your cap, tackle box, or any other preferred spot.

- Size: One-size-fits-all ●Color : Black/Navy ●Materials: Acrylic 80%, Wool 20%



YB Flat Visor Mesh Cap Price:

Mesh caps are highly breathable and do not get stuffy, so they are recommended on hot days. An original sticker is also included.

- Size: One-size-fits-all ●Color: Black/Beige
- Materials: Main Body: 100% Cotton  
Mesh Part (Black): 100% Polyester Mesh Part (Beige): 100% Nylon



GOODS

**2024 NEW** YB Embroidery Emblem Price:

The design of the Yamaga Blanks original Embroidery Emblem has been redesigned. Easy to iron on life jackets and bags.

- Materials: Polyester 100% ●Embroidery: rayon 100%

**Square type** Dimensions: 90mm x 44mm  
**Circle type** Dimensions: Diameter 70mm



\*Please note that the design of them may change without notice in advance.

YB Cutting Sticker

**M : 6 Color** Sticker body size: 300mm x 117mm Price:  
**S : 8 Color** Sticker body size: 173mm x 67mm Price:

- YB Orange (M size & S size)
- Ice Blue (M size & S size)
- Aurora Turquoise (S size Only)
- Aqua Sunrise (S size Only)
- Gun Black (M size & S size)
- Snow White (M size & S size)
- Scratched Silver (M size & S size)
- Scratched Gold (M size & S size)



YB Automatic inflation life jacket

Waist belt type Price:

- Size: 70~100cm
- Materials: Cordura 500D Nylon +PVC Tarpaulin



Neck over type

- Price:
- Size: One-size-fits-all
- Materials: Polyester



\*Product photos may differ from the actual color tone.



# Members Limited Models / Members Limited

## ADVANCED EDITION "BETA" *B*

Item	Price	JAN CODE	Series	Reel	Lt (mm)	Cl-Lt (mm)	Wt (g)	Lure	Line	Guide	Reel Seat	Lock nut	Drag Max	Joint	Carbon (%)	Tip (mm)	Butt (mm)	Position (mm)
New BLC 41		4571584101538	2	S	1242	640	52(P)	0.3 ~ 5g	PE ~ 0.6	SiC-S Titanium frame K	NHSS13	U	-	Put over	99.8	1.4	4.6	192
New BLC 46/B		4571584101545	2	B	1394	715	62(P)	0.5 ~ 5g	PE ~ 0.8	SiC-S Stainless frame K + RV	FBCS13	D	-	Put over	99.8	1.4	4.9	266
BLC 100		4571584101712	2	S	3055	1555	101	4 ~ 30g	PE 0.5 ~ 1.0	TZ Titanium frame K	VSS16	D	-	Put over	99.8	1.7	14.0	420

## FLAWLESS EDITION "ELITE" *elite*

Item	Price	JAN CODE	Series	Reel	Lt (mm)	Cl-Lt (mm)	Wt (g)	Lure	Line	Guide	Reel Seat	Lock nut	Drag Max	Joint	Carbon (%)	Tip (mm)	Butt (mm)	Position (mm)
BLC 86AR		4571584101651	2	S	2580	1320	92	3 ~ 21g	PE 0.4 ~ 1.0	TZ Titanium frame K	NHSS13	U	-	Put over	99.8	1.6	11.2	405
BLC 73AR		4571584100814	2	S	2225	1135	73	0.5 ~ 12g	PE 0.2 ~ 0.6	TZ Titanium frame K	VSS16	D	-	Spigot	99.8	1.5	9.2	350

## ORIGINAL CONCEPT EDITION "PILLAR" *Pillar*

Item	Price	JAN CODE	Series	Reel	Lt (mm)	Cl-Lt (mm)	Wt (g)	Lure	Line	Guide	Reel Seat	Lock nut	Drag Max	Joint	Carbon (%)	Tip (mm)	Butt (mm)	Position (mm)
BLC 60 Junior		4571584100838	2	S	1830	940	62	~ 7g	PE 0.3 ~ 0.8	Alconite ring · Stainless frame K	PS16	D	-	Put over	92.5	1.3	7.8	325
BLC 70 Trippers		4571584100821	4	S	2145	560	72	~ 12g	PE 0.3 ~ 0.8	TZ Titanium frame K	VSS16	D	-	Spigot	99.8	1.4	8.3	360
EARLY 109MMH LTD		4571584100852	2	S	3295	1690	190	8 ~ 50g	PE 1 ~ 2	SiC-S Stainless frame K + RV	VSS17	U	-	Put over	95.6	2.1	2.1	620
EARLY 105MMH LTD		4571584100869	2	S	3180	1630	192	10 ~ 50g	PE 1 ~ 2	SiC-S Stainless frame K + RV	VSS17	U	-	Put over	95.9	1.8	1.8	620

## OVERSEAS' ORIGINAL EDITION "GLOBAL" *Global*

Item	Price	JAN CODE	Series	Reel	Lt (mm)	Cl-Lt (mm)	Wt (g)	Lure	Line	Guide	Reel Seat	Lock nut	Drag Max	Joint	Carbon (%)	Tip (mm)	Butt (mm)	Position (mm)
New FWP 78M		4571584102266	2	S	2360	1210	109	7 ~ 28g	PE 0.6 ~ 1.5	SiC-S Stainless frame K	VSS17	U	-	Put over	92.2	1.8	10.7	425
New FWP 78MH		4571584102665	2	S	2360	1210	111	10 ~ 38g	PE 0.8 ~ 2.0	SiC-S Stainless frame K	VSS17	U	-	Put over	92.0	1.8	11.7	430
FWP 90H		4571584100876	2	S	2670	1415	208	20 ~ 100g	MAX PE 3	SiC-S Stainless frame K	DPS18	D	-	Put over	95.6	2.5	12.1	615
BLC 74TZ		4571584101736	2	S	2240	1150	74	2 ~ 18g	PE 0.4 ~ 1.0	TZ Titanium frame K	VSS16	D	-	Put over	99.8	1.6	9.9	360
BLC 78TZ		4571584101743	2	S	2345	1205	80	5 ~ 25g	PE 0.4 ~ 1.0	TZ Titanium frame K	VSS16	D	-	Put over	99.7	1.7	10.4	370
BLC 72TZ/NANO		4571584102436	2	S	2185	1125	70	Jig 1.5 ~ 15g	PE 0.3 ~ 0.8	TZ Titanium frame K	VSS16	D	-	Put over	99.3	1.5	9.8	350
BLC 77TZ/NANO		4571584102443	2	S	2310	1190	74	Plug 2 ~ 9g / Rig 1.5 ~ 13g	PE 0.3 ~ 0.8	TZ Titanium frame K	VSS16	D	-	Put over	99.3	1.6	10.4	370
Galahad Slow 621		4571584102399	1	B	1900	-	133	Comfort Jig Weight 80 ~ 200g	PE 1 Class	SiC-S Titanium frame K + RV	PLS18	D	-	-	88.2	2.4	7.8	600
Galahad Slow 622		4571584102405	1	B	1900	-	137	Comfort Jig Weight 100 ~ 250g	PE 1.5 Class	SiC-S Titanium frame K + RV	PLS18	D	-	-	88.5	2.4	8.1	600
Galahad Slow 623		4571584102412	1	B	1900	-	141	Comfort Jig Weight 200 ~ 350g	PE 2 Class	SiC-S Titanium frame K + RV	PLS18	D	-	-	88.3	2.5	8.1	600
Galahad Slow 584		4571584102429	1	B	1727	-	144	Comfort Jig Weight 300 ~ 500g	PE 3 Class	SiC-S Titanium frame K + RV	PLS18	D	-	-	89.2	2.6	8.3	600

Reel/S=Spinning B=Overhead reel Guide/TZ=TORZITE ring SiC-S=SiC-S ring K=K guide LDB=SiC Stainless frame LDB guide RV=SiC Titanium frame RV guide

Lock nut/U=Up lock D=Down lock DragMax/ Drag max value assuming a rod angle of 45°

Joint/Spigot=Spigot Ferrule Put over=Put over Ferrule 1&H=Grip Joint PO&ST=Put over Ferrule & Straight Ferrule

Tip(mm)/Diameter of just below top guide Butt(mm)&Position(mm)/Position(mm) stand for the length from end of grip to point that is measured for Butt(mm)

※"SiC-S ring" is up dated model of SiC guide. Some of YB products are currently on switching from SiC guide to SiC-S ring guide.

Depend on products, there SiC models and SiC-S ring models are existed in the market. Please understand that we do not accept exchange to rod with other types of guide ring.

※Regarding the reel seat the product photo in this catalog, if there is a change of color by the manufacturer, the color may be changed without notice. Please kindly understand this matter.

## About YAMAGA Blanks

**YAMAGA Blanks**  
Official Website



**YAMAGA Blanks VIDEO**



YAMAGA Blanks  
PICTURE  
flickr



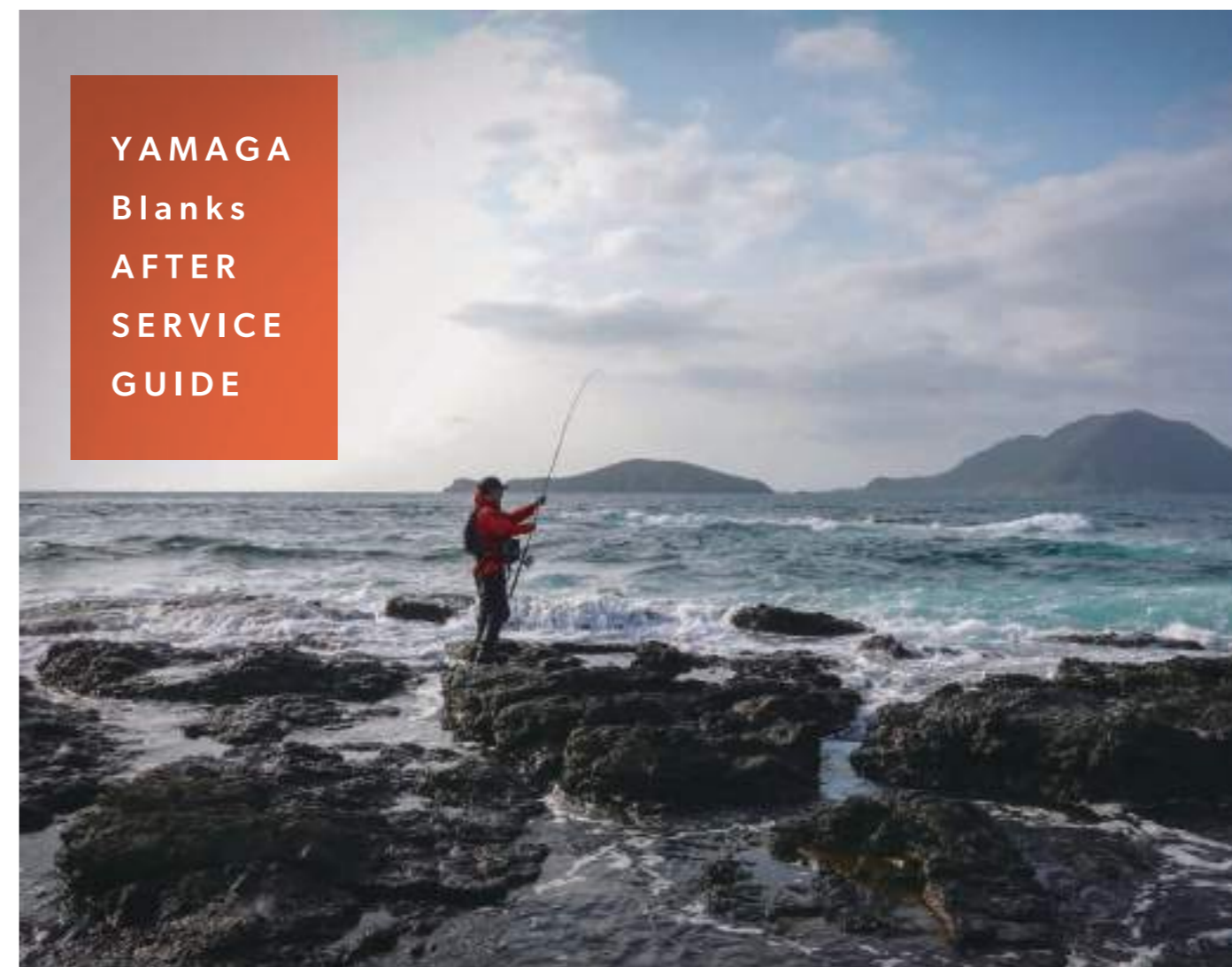
YAMAGA Blanks  
Instagram



YAMAGA Blanks  
Facebook



YAMAGA TSURIGU Co.,LTD  
YAMAGA Blanks  
1047 Iwajiri Nagomi-cho Tamana-gun  
KUMAMOTO-PREF 865-0114 JAPAN  
E-Mail : info@yamaga-blanks.com



## YAMAGA Blanks AFTER SERVICE GUIDE

## Precautions for use and repair

### Precautions for use

- Do not cast with a tangled line or line trouble in the reel. This may cause the rod to break. Furthermore, if you miss or forget to put the line through a guide, this may result in damage or breakage of your rod.
- If you continue to reel in your rig (lure, popper, rig etc) after it has reached the top guide, this will cause the rod to break.
- If you force the Joint section of the rod when joining together, this will cause cracking or splitting of the joints.
- If you use the rod while the joint section is still loose, this may cause breakage.
- If the Joint section is stuck together, use a rubber sheet for added grip while twisting away from each other.
- Beware of power cables, overhead power lines, or phone lines. The material (carbon) will easily pass through electricity causing serious injury or death.
- If you hear or see lightning approaching while in use, pack the rod away or stay away from the rod. Lightning may strike causing serious injury or death.

### About the contents on this catalog

- Specifications might be changed without previous notice.
- Some of images on this catalog are proto type so it might be different from actual products.
- Images on this catalog might be different from actual products depending on the condition of printing.

### Maintenance and storage

- Wash the rod with running water to rid of any filth and salt. Then wipe off any excess water. If you store your rod without wiping off excess water, this may cause blisters on the blank. Storage in well ventilated areas with no high temperature.
- Please do not leave the rod in your vehicle for long durations in summer. This will cause blisters and warping of the blank.

### Contents in this catalog

- Include accurate specifications of rods, written in accordance with the regulations set by the Japanese National Fishing Rod Fair Trade Conference.
- Specifications listed on this catalog may be altered without notice.
- The colors presented in the pictures may differ from the actual color. Furthermore, some products are prototype rods in the developmental stage and may differ when it reaches the final product.

### Repair and support

- Please take products which is required repairing to sales outlet. At that moment, please send a whole rod (not only the section of the breakage)
- Please be aware that any rod that was personally modified will not be covered by warranty (even if it is under warranty) Any repair that we have judged as changed/tampered with the specification or made to order is unacceptable.