

**YAMAGA BLANKS**  **ROD COMPANY**  
 SINCE 2008  
 PURSUIT OF SUPERIOR PERFORMANCE



15years and beyond

<https://yamaga-blanks.com/>

YAMAGA Blanks Made in Japan



**YAMAGA  
 BLANKS  
 ROD COMPANY  
 15 YEARS  
 and BEYOND**



**2023**  
 PRODUCTS  
 SIMPLE THINGS DONE WELL


English version







*YAMAGA Blanks ROD COMPANY*

 *15years and beyond*



In 2023, Yamaga Blanks will celebrate the 15th anniversary since the establishment of the brand. However, the parent company of "Yamaga Tsurigu Co." which is our in-house factory, was established in 1990, giving us more than 30 years of fishing rod manufacturing experience.

We started off assembling fishing rods as a whole and through our experience and techniques, we embarked on the challenge to establish our own brand in 2008. We started off with a one piece seabass rod model "Early", followed by the jigging rod lineup of the "Galahad" series, land-based seabass rods, squidging rods and land-based blue runner rods.

In 2010, the release of the "BlueCurrent" series for the light game became one of the iconic models for Yamaga Blanks with the underlying strength stealthily hidden in the finesse blank. The lineup in the BlueCurrent series developed from here.

One of the most important factors when releasing a new model in the lineup is "great casting", "strength" and "lightness". These factors will vary depending on the carbon material of the blank.

Prepreg is a valuable industrial material not only used to manufacture carbon blanks for fishing rods, but also airplanes. Although the use of these high-tech materials are important, however, we believe that the most important factors when producing fishing rods are manufacturing techniques and our long history of designing.

There can't be any compromises when designing and developing carbon blanks for fishing rods. It is our pride and joy to tirelessly strive for greater heights when producing blanks at our in-house factory.

The unstable global market is no stranger to the fishing industry. However, the number of anglers around the world are increasing day by day. We, at Yamaga Blanks, support those anglers who seek freedom, love their local waters and who are not strung down by limitations.

Fishing is simply a hobby where an individual angler is facing Mother Nature on a personal basis. Fishing grounds, anglers' style, thoughts and body sizes all differ from one another. If there are 1000 different individuals, technically speaking, there can also be 1000 different ways and styles of fishing.

The celebration of our 15th year anniversary has given us the opportunity to look back upon our past and look forward to the future. We will continue to strive for greater rod manufacturing while maintaining the freedom of anglers to pursue their own fishing styles.

Yamaga Blanks will continue to produce simple blanks with great "castability", "strength" and "lightness". These characteristics of our rods will only come to life once connected with the angler's unique style.

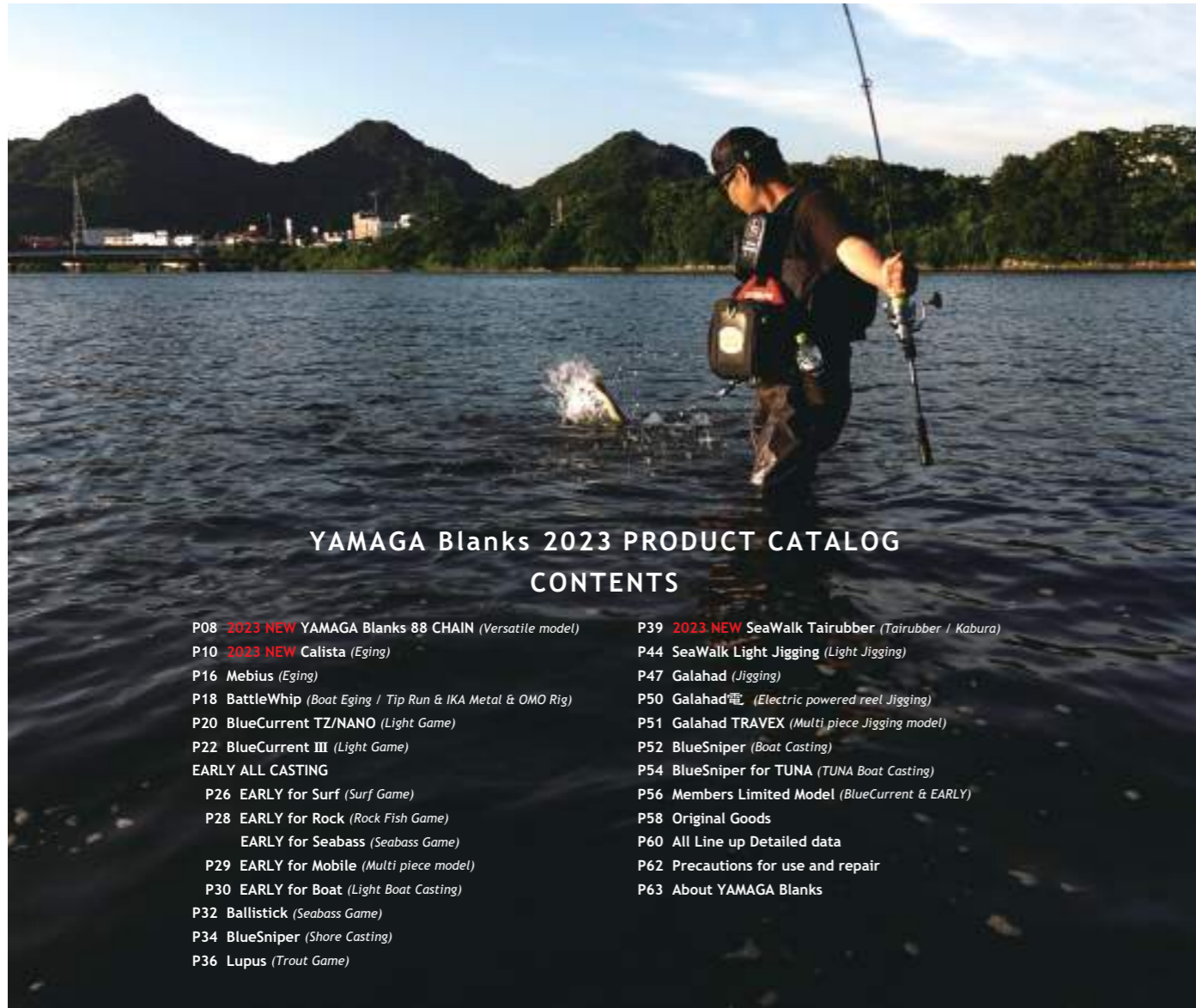
To create such gear full of life is our future and our goal for Yamaga Blanks.

*We continue to evolve.*

YAMAGA  
BLANKS  
ROD COMPANY  
15 YEARS  
and BEYOND








## YAMAGA Blanks 2023 PRODUCT CATALOG CONTENTS

- P08 **2023 NEW** YAMAGA Blanks 88 CHAIN (Versatile model)
- P10 **2023 NEW** Calista (Eging)
- P16 Mebius (Eging)
- P18 BattleWhip (Boat Eging / Tip Run & IKA Metal & OMO Rig)
- P20 BlueCurrent TZ/NANO (Light Game)
- P22 BlueCurrent III (Light Game)
- EARLY ALL CASTING
- P26 EARLY for Surf (Surf Game)
- P28 EARLY for Rock (Rock Fish Game)
- EARLY for Seabass (Seabass Game)
- P29 EARLY for Mobile (Multi piece model)
- P30 EARLY for Boat (Light Boat Casting)
- P32 Ballistick (Seabass Game)
- P34 BlueSniper (Shore Casting)
- P36 Lupus (Trout Game)
- P39 **2023 NEW** SeaWalk Tairubber (Tairubber / Kabura)
- P44 SeaWalk Light Jigging (Light Jigging)
- P47 Galahad (Jigging)
- P50 Galahad電 (Electric powered reel Jigging)
- P51 Galahad TRAVEX (Multi piece Jigging model)
- P52 BlueSniper (Boat Casting)
- P54 BlueSniper for TUNA (TUNA Boat Casting)
- P56 Members Limited Model (BlueCurrent & EARLY)
- P58 Original Goods
- P60 All Line up Detailed data
- P62 Precautions for use and repair
- P63 About YAMAGA Blanks

## VIEW GUIDE

This catalog has a QR code that is linked to the products page of official website on the page of each product. YAMAGA Blanks official website have been renewed on Dec. 2022 and you can get more details and multifaceted information from that. Please refer to both catalog and website to check the details of the products.



Scan the QR code

### Details of Models on Website

To get more information of products, please scan the QR code on products catalog with your mobile phone to link to products page of official website. Each products page is composed by information of each model and comparison of bending curve that is different from the one posted in the catalog, related videos and blogs.



### Chart Table of Series

You can make sure the length, weight and suitable reel size on this chart table. And you can check targets, lures and fields that is suitable for characteristics of each series.

### Bending Curve

These are images that the all models from the same series which are loaded same weight under the same condition. Although, this bending comparison does not express all rod performance, please refer to it for checking the stiffness and power mainly. A more varied comparison is available on the model page on the website for each model above.

### YAMAGA Blanks Official Website Product Category Page

This QR code is linked to top page of series of products page on YAMAGA Blanks official web site. And you can share the details of data of each series and photos of anglers, fish and rods.

Please refer to chart table on Page 64 to check the details of products which are not on the catalog(carbon content \* diameter of tip and butt)

## YAMAGA Blanks 2023 SHORE CASTING and EGING CATEGORY

2023 New Concept -Beyond Category-  
YAMAGA BLANKS CHAIN

2023 New Eging Series

*Calista*

Eging and Various Game Series

*Mebius*

Boat Eging Series

*BattleWhip TRIM CR*  
for Boat Eging

Light Game Series

*BlueCurrent TZ/NANO*

*BlueCurrent III*  
Strive for a New Era

Shore and Light Boat Casting Series

*EARLY* ALL CASTING  
Surf / Rock / Seabass / Mobile / Boat

Seabass Game Series

*Ballistick*

Rock Shore Casting Series

*BLUESNIPER*  
Extreme Shore-Casting Strategy

Trout Game Series

*Lupus*



## 2023 NEW ARRIVAL

The culmination of 15 years of products

# YAMAGA B LANKS



# CHAIN



### This is the creation of a new style. Let's connect the different fishing grounds.

We are approaching the 15th year anniversary of Yamaga Blanks and for the first time, releasing this special "one of a kind" rod. This model is built up through the compilation of our techniques over the years. It is a "chain" connecting our past experience with our future goals.

Our developmental concept was to create a "high-performance spare-rod capable of connecting different fields". This project was triggered when we were targeting blue-runners off the rocks. Utilizing strong PE4~8 line, powerful rods, large reels and heavy lures to target blue-runners off the rocks, we needed a break from casting with the heavy setup. We wanted to go after smaller by-catches for a little break. With the vast variety of subspecies - including rock-fish, squid and black fin seabass - it meant that we would need to take that many different types of rods. This was the beginning of the journey to create the ultimate "spare-rod" able to go after various sub-targets.

There were many twists and turns during the testing of the rod to achieve the high-spec characteristics required for such a concept. Initially created as a "spare rod" for rocky land-based fishing, through rigorous testing and pursuit for greatness, it soon became a rod capable of connecting different fields (break-water, river mouths, ports and the vast surf). Basically, a rod you want to take everywhere.

We are proud to release to the anglers around the world this unique rod developed through the state of the art design and technology of Yamaga Blanks, capable of handling the high drag of the newest reels on the market and high-spec PE lines to go after various species.

This rod is a "lone wolf" and does not belong to any of the existing series.

It is the materialization of our concept. Connecting our past to the future and linking different fields together. With these hopes and dreams, we have named it "Yamaga Blanks 88 Chain".

While pursuing your main target with your main rod, the YB 88 Chain will allow anglers to further enjoy the day in the field. We hope you can enjoy our pride and joy in this product.



Rod Detail Page

### YAMAGA Blanks **88 CHAIN**

**LURE** 8~40g **LINE** PE 0.8~2 **Price**

This special model was designed to enable anglers to utilize various lures up to 40g to target various species. Even with the light specifications, anglers will easily be able to go head to head with smaller Blue-runners around 3kg. In addition to its lightness, the exquisite 8.8ft length will bring about great advantage to the anglers to find new targets in your local waters. You can go after Blue-runners, snappers, rock-fish, squid, black-fin seabass from the rocks, migratory species, flat-fish and seabass from the surf and monstrous seabass in the river mouths. This one rod will enable you to go after many different species in your local waters.

The outstanding casting distance the YB88CHAIN creates and the ultimate balance between lightness and power will open up new doors for your future fishing.

#### Rod Detail

Length : 2650mm (CL: 1355mm) Weight : 138g Section : 2pcs(Spigot Ferrule)

Guide : SiC-S Titanium frame K Guide+SiC Titanium frame RV Guide (Fuji)

Reel seat : DPS17 • BACK STOP Double-Lock Nut (Fuji)

Grip : Length 530mm • About 410mm from reel foot to end of grip when reel is equipped

Suitable reel size : D : LT3000S~LT5000C / S : C3000~C5000

#### Recommended Field

Rocks • Sandy Shore • Estuary • Port

#### Recommended Target

Blue Runner (amberjack ~3kg / yellowtail ~5kg), Small sized migrant (bonito, Spanish mackerel, dolphinfish)  
Various rock fish (~2kg), Red sea bream, Large squid, Sea bass, Black fin seabass, Hairtail, Black sea bream

#### Recommended Lure

Metal jig • Minnow • Top water plug • Jig head • "Wind" type Jig head ※ • Egi from #3.5 etc...

※Twitch the rod tip up to flick the jig head

Going back to the drawing board to reconstruct the "Calista".



Calista High Castability & High Response

EGING CATEGORY

*Calista*

2023 Reconstruction

New Calista / Eging Model / 5 Lineup



Calista series category page  
Details of each model are available from QR code on each model.  
YAMAGA Blanks Official Web site

Since the release of the first model of the Calista in 2013 and through its history of updates, the lightness and easy handling of the Calista series have been loved by many anglers around the world. As of 2023, our whole lineup will be updated. In the current subdivided squid fishing scene, there are various techniques and the skill of individual anglers have drastically improved. There is one simple reason why we have embarked on the renewal of the series. It is none other than the fact that we want anglers to have the lightest, most responsive and absolute castability of what we have to offer with the current given technology.

For the new "Calista", it goes without saying that we have utilized the latest carbon material, but we have also challenged the limits of blank structural designs. All models will be equipped with a high level of standard performance for every angler to be able to express their techniques to the fullest. While maintaining the original concept of "easy and long distance casting", each individual model has been honed to express the values of the new blank.

The new Calista series have been rebuilt from the start and it is the crown of our manufacturing techniques and efforts. Its more than a "renewal" or a "new model", it's the "Origin of Calista".

As a blank manufacturer, there is no better challenge than creating this totally new Calista series for the squid fishing scene.

# Stream

## Calista 90LML/S

Calista 90LML /S (Stream)

**Price****EGI #2.5~3.5** **LINE PE 0.4~0.8****Rod Detail**

Length : 2744mm (CL:1404mm) Weight (Prototype) : 96g

Section : 2pcs (Spigot Ferrule)

Guide : TORZITE Titanium frame K Guide+Butt Guide: SiC Titanium frame RV Guide(Fuji) Reel seat : VSS16

Suitable reel size : D : LT2500 / S : 2500



This is the search model with heightened ability to allure the squid through its highly sensitive blank to feel for the slightest touch of the squid during the fall.

This is a highly sensitive and flexible long length model able to feel for the squid jig in the current. We have fused together the light tip section to a medium class strength butt section to realize its outstanding casting ability. Although the rod is a long length model, the exceptional balance will allow anglers to easily and lightly control the rod to induce the bite of the squid while the highly sensitive blank will transmit the slightest touch from the squid and feel for the current during the curve fall of the squid jig. The long length will also come to an advantage not only when fishing in strong wind conditions or fishing from high footing to control the line, but also utilizing the slack-jerking technique. Although you will be able to lightly maneuver the squid jig, make no mistake, it is not a rod for small squids, but for anglers to go after the spooked monstrous squid lurking in the dark.


[Rod Detail Page](#)

# Technical Jerk

## Calista 76ML/TJ

Calista 76ML /TJ (Technical Jerk)


**Price****EGI #2.5~3.5** **LINE PE 0.4~1.0****Rod Detail**

Length : 2293mm (CL:1175mm) Weight (Prototype) : 87g

Section : 2pcs (Spigot Ferrule)

Guide : TORZITE Titanium frame K Guide+Butt Guide: SiC Titanium frame RV Guide(Fuji) Reel seat : VSS16

Suitable reel size : D : LT2500 / S : 2500



This is a technical model to make use of all the different variations of jerking to allure the squid.

The technical short length model was designed to enable anglers to utilize their various jerking techniques. The flexible yet short length blank will be a tactical weapon for anglers to precisely maneuver the squid jig for the final leg of the pursuit of the squid. It will be most suited for fishing around structures and drop-offs or technically controlling the lure when sight fishing. This rod will bring about great advantage to anglers who seek to master the precise action required to allure the squid in close and far distance. Furthermore, the responsiveness of the short length blank will also assist anglers to speedily search a vast area. This short length versatile blank will also be great for off-shore boat squid fishing.


[Rod Detail Page](#)

# All Rounder

## Calista 82ML/AR

Calista 82ML /AR (All Rounder)


**Price****EGI #2.5~3.5** **LINE PE 0.4~1.0****Rod Detail**

Length : 2496mm (CL:1282mm) Weight (Prototype) : 92g

Section : 2pcs (Spigot Ferrule)

Guide : TORZITE Titanium frame K Guide+Butt Guide: SiC Titanium frame RV Guide(Fuji) Reel seat : VSS16

Suitable reel size : D : LT2500 / S : 2500



You can experience the next generation lightness of the new Calista in this all-rounder model to widen your squid fishing.

This is the new all-rounder model of the renewed Calista series where anglers will be able to first handedly experience our developmental concept. The blank is fused together with castability, controllability, sensitivity and power for anglers to bring out its true colors all year round at any given situation. With the blank designed to allow anglers to maintain their concentration by reducing the stress, this versatile rod will become your secret weapon even in the ever changing squid fishing scene where techniques and skills of anglers are improving on a daily basis. The sharpness hidden beneath the user-friendly characteristics will breathe life into the squid jig controlled by the angler through long distance casting, jerking and line-control. This is the representative model of the new Calista series we have released with pride and joy.


[Rod Detail Page](#)





# Power & Finesse



## Calista 86M/PF

Calista 86M /PF (Power & Finesse)

**Price**

**EGI #2.5~4.0** **LINE PE 0.4~1.0**


**Rod Detail**

Length : 2573mm (CL: 1320mm) Weight (Prototype) : 99g

Section : 2pcs (Spigot Ferrule)

Guide : TORZITE Titanium frame K Guide+Butt Guide: SiC Titanium frame RV Guide(Fuji) Reel seat : VSS16

Suitable reel size : D : LT2500 / S : 2500



The rod was developed with castability, responsiveness and lightness incomprehensible for a power model.

Like the 82ML/AR, it is an all-rounder model suitable for year round fishing with lightness and responsiveness as its distinct qualities. The blank was back to the drawing board and rebuilt from the ground up to break all stereotypes of the standard 86M specifications for squid fishing. Although it is a powerful model in the new Calista series, we have not forgotten the critical values of sensitivity and lightness. Even if you own a rod with similar specs to 86M, we would like you to take hold of this rod to first handedly experience the highly responsive controllability of the squid jig and outstanding casting distance the blank produces. This model is dedicated to those highly technical anglers who want to launch their squid jigs great distances and able to utilize both stillness and movement.



[Rod Detail Page](#)

# Aggressive



## Calista 79MMH/AG

Calista 79MMH /AG (Aggressive)

**Price**

**EGI #3.0~4.5** **LINE PE 0.6~1.0**


**Rod Detail**

Length : 2380mm (CL: 1226mm) Weight (Prototype) : 99g

Section : 2pcs (Spigot Ferrule)

Guide : TORZITE Titanium frame K Guide+Butt Guide: SiC Titanium frame RV Guide(Fuji) Reel seat : VSS16

Suitable reel size : D : LT2500 / S : 2500



This specialized model has a more unique concept for a more aggressive approach.

There are no specific rule books for squid fishing, and there are as many styles and game plans as there are anglers. The 79MMH/AG is a super highly responsive model for those anglers who aggressively allure the squid by technical approaches. It is designed with a medium class tip section and a medium heavy class butt section to easily and sharply maneuver the # 3.5 squid jigs. We have also reduced the stress on the anglers side by giving the rod contradicting characteristics of flexibility and power. Anglers will also be able to further appeal to squid that are in the deep area with the sharp action of heavier squid jigs.



[Rod Detail Page](#)

\*the weight of the above models are weight of the prototype models. These may change slightly for the final product. This information will be updated on our website.


### New Calista Design Detail



The blank color for the new Calista series are black, but depending on the angle of the light, it will appear to look dark blue around the grip and butt section of the blank.



The front grip is shaped for easy gripping and maneuverability of the rod. Furthermore, the front grip is designed shorter for anglers to be able to directly touch the blank for more sensitivity.



We have utilized SiC ring titanium RV guide for the butt guide and Torzite ring titanium frame K guides for all the other guides to improve line excretion and extra casting distance.

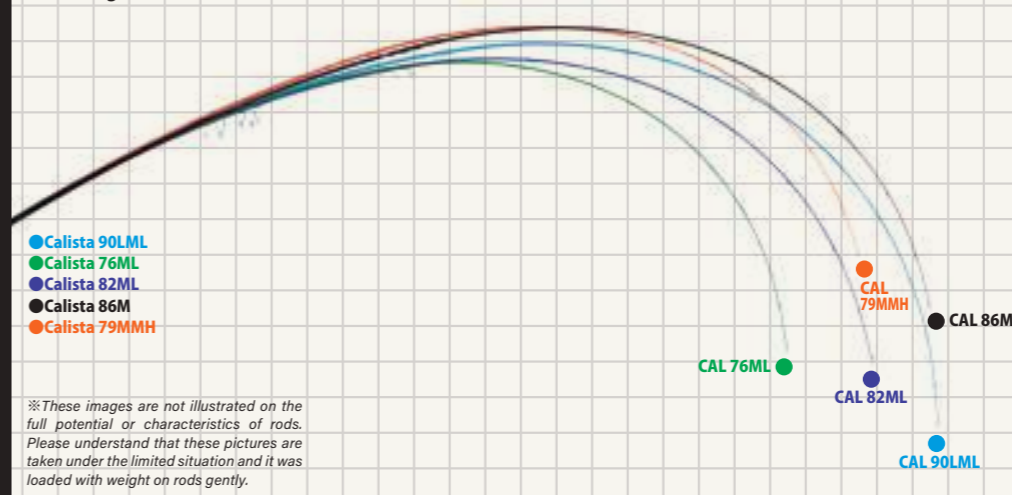


The reel seat is an uplocking system with a separate style rear grip. The CCR mark on the rear grip stands for "Calista, Castability and Responsiveness" which is the concept for the new Calista series.

### Calista 2023 New Model

Load 500g

\*the bending curve comparison is photographed with the line set through the guides with the reel attached.



※These images are not illustrated on the full potential or characteristics of rods. Please understand that these pictures are taken under the limited situation and it was loaded with weight on rods gently.

- Here are pictures representing the bending curve of the new Calista series with a static load of 500g. We have especially focused on the length and blank individuality of each model for the lineup of the new Calista series.
- The concept for the Calista series is the importance of "castability and responsiveness", while possessing the ability to lightly control the squid jig with ease. For the reconstruction of the series, we have refined these qualities.
- Anglers will be able to experience the lightness of the next generation blanks in 3 different lengths (short, medium and long lengths) of the main ML class rods.
- The classic 86M has succeeded the power of the previous model yet totally redesigning the blank to further reduce the stress on the angler.
- The new 79MMH in the MH class is equipped with outstanding butt power while having a flexible M class tip section, making anglers feel like s/he is controlling a light M class rod.



EGING CATEGORY

# Mebius

Eging Model / 6 Lineup



◀ Mebius series category page  
Details of each model are available from QR code on each model.  
YAMAGA Blanks Official Web site



We hope that fishing rod from YAMAGA Blanks is going to be used by much more number of anglers. That is ambition what we put into Mebius series. It is quite difficult to keep low budget while pursuing performances and quality.

But we have succeeded to achieve those elements as making extensive use of our techniques of design and quality of factory. That is how we build fishing rods and once you fish with Mebius series you will definitely know as much about our policy and performance of blanks.

We offer you 6 different type of character for Mebius series as such as short length, light weight model or medium heavy class to cover various situation that you are going to face. Of course you can take one as main rod, you can also take one as a substitution for specific circumstances.

High versatility is hidden inside of blanks with high sensitivity and durability to be enable you to handle variety of lure in weight range on specifications.

The potential of versatility loaded on this series will let you aim not only squid but also variety of fish. We put our full of passion, spirit, knowledges and techniques of YAMAGA Blanks as a rod manufacturing bland into this Mebius series.

- TARGET** Squid
- GUIDE** SiC-S stainless frame K guide (Fuji)
- REEL SEAT** VSS16 (Fuji) / Down lock
- SECTION & JOINT** 2pcs / Put over Ferrule

Mebius Series Rod Detail



## Mebius 710L

**LURE** Egi #1.8~3.5 (~21g) Price  
**LINE** PE 0.3~0.6

If you wish to use super fine PE line to sense slightly changes of pressure of current and lure out carefully, this sensitive short length model is the one. When squid is less activity than usual then you are required to feel slightly changes of current and need to manipulate and lure out delicately, sensitiveness which is loaded to 710 enable you to cast light weight of Egi, sense tiny contact of squid and keep squid over 2kg under control. Of course you can take 710 for fishing from boat.



## Mebius 88L

**LURE** Egi #2.5~3.5 (~21g) Price  
**LINE** PE 0.4~0.8

This is the light class model which is good for short pitch jerk and jerk making use of line slack. You can cast even light weight of Egi with comfortable feeling thanks to flexibility and moderate repulsive force. So this is good to be used on sight fishing technically. Yet it have enough power to keep huge squid under control, you can manipulate Egi with less power than others. Once you fish with it you will recognize that it have gotten high potential to be used in all season.



## Mebius 85ML

**LURE** Egi #2.5~3.5 (~24g) Price  
**LINE** PE 0.5~0.8

It have been designed to be more flexible than 86M and finished to become technical rod which is enable anglers to manipulate various weight of Egi at your will. You will be able to take advantage of versatility of 85ML as such as luring out delicately on sight fishing, jerk making use of line slack and short pitch jerking. We recommend 85ML for any level of anglers as an all-rounder



## Mebius 79M

**LURE** Egi #2.5~4 (~28g) Price  
**LINE** PE 0.5~1

Blanks of 79M have been brushed up to be taking advantage of length. You will feel high response speed of blanks and high usability as characteristics of short length model while pursuing long casting performance. Yet it have enough power to cast and manipulate even size 4 Egi (about 25g), It have been loaded moderate repulsive force, flexibility and lightness on blanks. If you are required lure speedy or taking time to lure spooky one out, 79M will be your huge advantage for sure.



## Mebius 86M

**LURE** Egi #2.5~4 (~30g) Price  
**LINE** PE 0.5~1

It is standard model of Mebius series. Although it is medium class rod, it have gotten sensitive, flexible tip and belly section to be adjusted modern eging scene technically. It have been designed to be well balanced to cast and manipulate Egi with less input by angler reducing burden of angler's wrist. This 86M is the most versatile model of this series. You can cast long distance and manipulate at your will even size 4 Egi (about 30g) without any anxious.



## Mebius 83MH

**LURE** Egi #3~4.5 (~35g) Price  
**LINE** PE 0.6~1.2

Although this is the medium heavy model which have been loaded massive power on butt section, blanks of 83MH have lightness and flexibility. It is good for size 3.5~4 of Egi mainly, you can of course use heavy type of size 4.5 of Egi. This 83MH have been designed to be loaded enough power to set hook on huge squid even heavier than 2kg and lightness and flexibility of blanks will reduce unwanted kickback when you jerk.

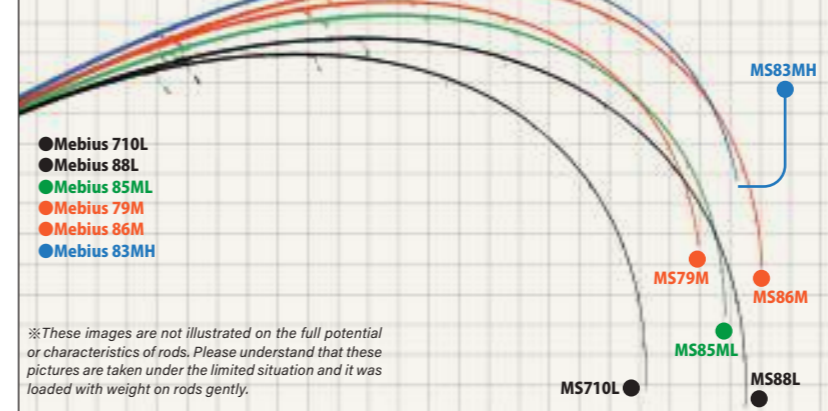


Mebius Series Model Data

Item	Reel	Length	Closed length	Weight	Suitable reel size	Target	Egi	Sub concept game
710L	Spinning	2390mm	1225mm	84g	D: LT2500 / S: 2500~C3000	Squid	#1.8~3.5 (~21g)	Plugging game for Rock fish & Bream
88L	Spinning	2645mm	1350mm	93g	D: LT2500~3000C / S: C3000	Squid	#2.5~3.5 (~21g)	Bottom Wind※ & Plugging game(6~9cm) ※Twitch the rod tip up to flick the jig head
85ML	Spinning	2555mm	1305mm	93g	D: LT2500~3000C / S: C3000	Squid	#2.5~3.5 (~24g)	Sea bass game in the Port & Estuary
79M	Spinning	2365mm	1210mm	89g	D: LT2500~3000C / S: C3000	Squid	#2.5~4 (~28g)	Migratory fish with a metal jig up to 1 oz.
86M	Spinning	2595mm	1325mm	98g	D: LT2500~3000C / S: C3000	Squid	#2.5~4 (~30g)	Rock fish, Migratory fish, Sea bass game, etc.
83MH	Spinning	2515mm	1285mm	98g	D: LT3000C / S: C3000	Squid	#3~4.5 (~35g)	Rock fish game & Shore jigging with heavier than 1 oz

※Regarding the sub-concept game, it is only the game can be a recommended. The models have enough durability and toughness to be used for game but eging of course.

## Mebius Load 500g



※These images are not illustrated on the full potential or characteristics of rods. Please understand that these pictures are taken under the limited situation and it was loaded with weight on rods gently.

These are comparison images of Mebius series which are loaded 500g weight on tip. Mebius series have been loaded more flexibility than calista series to get more versatility and usability. We have focused on cast feeling of Mebius series. Wide range of release point and repulsive force will provide you excellent feeling and distance of cast. Comfortability of casting and toughness as eging rod are directly linked to versatility for aiming at various target. Enough versatility that to be used for horse mackerel, rockfish, black sea bream, seabass or light jigging game is hidden in those blanks.





BOAT EGING CATEGORY

# BattleWhip

Boat Eging / 6 Lineup



BattleWhip TR



BattleWhip IM / OR

← BattleWhip series category page  
Details of each model are available from QR code on each model.  
YAMAGA Blanks Official Web site



“BattleWhip” series to be adjusted boat eging scene which being developed day by day. We take advantage of skill, knowledges and experiences of designing fishing rod to shape the lineup of TipRun series, Ikametal series and also Omorig. which are adjusted to segmentalized game.

Although we have chosen carbon solid tip for TipRun series and Ikametal series, these are not only that.

We have pursued not only sensitiveness but also high comfortability for casting and manipulating exactly like Bluecurrent series.

All of these models have given own specialized character one by one to make angler sense slightly changes which is transmitted through blanks.

**TARGET** Squid

**GUIDE** (TR Model・IM Model) SiC-S stainless frame K guide+  
SiC stainless frame LDB guide(Fuji)  
(OR Model) SiC-S stainless frame K guide (Fuji)

**REEL SEAT** (Spinning Model) VSS16 (Fuji) / Down lock  
(Overhead reel Model) PMTS17 (Fuji) / Down lock

**SECTION & JOINT** 2pcs / Put over Ferrule

BattleWhip Series Rod Detail



Grip: Separate grip



Reel Seat  
Spinning Model: VSS16 / Down lock  
Overhead reel Model: PMTS17 / Down lock



TR & IM Model  
Guide: SiC-S stainless frame K guide+  
SiC stainless frame LDB guide



Carbon solid tip is loaded to TR series and IM series.  
Tubular tip is loaded to OR model. Thread color of tip is orange to increase visibility.

BattleWhip Series model data

Item	Reel	Length	Closed length	Weight	Suitable reel size	Target	Egi / Sinker Weight	Characteristic
TR63/N	Spinning	1920mm	975mm	75g	D: LT2500C-3000C / S: 2500-C3000	Squid	Egi 30~60g	Tiprun Eging
TR73/S	Spinning	2225mm	1145mm	83g	D: LT2500-3000C / S: 2500-C3000	Squid	Egi 20~40g / Egi ~#4 Can be cast	Tiprun Eging・ Boat Casting Eging
TR69/D	Spinning	2075mm	1060mm	80g	D: LT2500-4000C / S: C3000-4000	Squid	Egi 50~80g	Tiprun Eging (Deep area・ in strong wind)
IM69S	Spinning	2070mm	1060mm	86g	D: LT2500-3000C / S: 2500-C3000	Squid	Max #25 (90g)	Ika Metal・ Light Omorig・ Light rig game(Off shore)
IM69B	Overhead reel	2070mm	1060mm	100g	D: 100-200 / S: 100-200	Squid	Max #30 (110g)	Ika Metal・ Light rig game(Off shore)
OR72/C	Spinning	2190mm	1125mm	99g	D: LT2500-5000C / S: 3000-C5000	Squid	Cast Max #40 (150g) ※under cast only	Ika Metal・ Omorig・ Light jigging



BattleWhip TR 63/N



BattleWhip TR 69/D



BattleWhip IM 69B



BattleWhip OR 72/C



BattleWhip TR / Tip Run Eging Model 3 Lineup

3 types of BattleWhip TR series which have been given original character is lined up to cover various situations of TipRun eging scene. Anglers will enjoy to feel differences of sensitivity and speed of settle of tip section without unwanted wobble.

BattleWhip TR63/N (Type-N : No Look)

LURE Egi 30~60g LINE PE 0.4~0.8 Price  
DEPTH 20~50m



Grip a.295mm | b.360mm Spinning Model

Rod Detail Page



Making use of advantage of high sensitivity accumulated from light game scene, blanks transmit slightly touch of squid. This characteristic of TR63 makes you to distinguish activity of squid and to stay focused even you faced touch condition. This is for the angler who does not want to lose opportunity of catching squid. You do not have to look at tip to get indication of vital information. Blanks definitely transmits signal to your hand. All you have to do is just feel it! This 63/N will make differences for sure. (Carbon Solid Tip model)

BattleWhip TR73/S (Type-S : Shallow)

LURE Egi 20~40g LINE PE 0.4~0.8 Price  
DEPTH ~30m



Grip a.310mm | b.375mm Spinning Model

Rod Detail Page



This is specialized model with high sensitivity and operability to cover from shallow to 30m depth of water. 7.3ft length of blanks will help you to stay your Egi still even you fish from mid-large boat or in situation that you are struggled in welter of the sea surface. You can fish with S-Fall techniques while taking advantage of its length. Of course, casting game is available with this versatile model. We believe that you will be able to enjoy the variety of situation and method of squid games with this TR 73/S. (Carbon Solid Tip model)

BattleWhip TR69/D (Type-D : Deep)

LURE Egi 50~80g LINE PE 0.6~1 Price  
DEPTH 40~90m



Grip a.295mm | b.360mm Spinning Model

Rod Detail Page



This is the most powerful model in this series to cover area such as deep and rapid water. If you aim huge squid in tough area such as current runs rapidly or deep water around 40m or more, TR 69/D is the best choice. It will be bent very smoothly while accumulating huge repulsive force inside of blanks themselves to lift even squid much bigger than you have thought. This is for anglers who wish to explore untouched area for aiming massive squids. (Carbon Solid Tip model)



BattleWhip IM / Ika Metal Model 2 Line up

Ika Metal series have been well balanced to achieve comfortable manipulate feeling and versatility that is enable you to jerking, shaking, posing, slow lifting and slow falling at your will.

BattleWhip IM69S

LURE Egi Max #25 (90g) Price  
LINE PE 0.4~0.8



Grip a.445mm | b.515mm Spinning Model

Rod Detail Page



Thanks to sensitivity and visibility of blanks are increased for achieving the excellent results. The lightness of it let you handle this stick as your extended arm, flexibility and repulsive force provide you comfortability and toughness of butt section enable you to lift unexpected monster up to surface without anxious and burden of physical. This IM69/S will cover various situation, method and size of target with fun for sure. (Carbon Solid Tip model)

BattleWhip IM69B

LURE Egi Max #30 (110g) Price  
LINE PE 0.4~0.8



Grip a.430mm | b.530mm Overhead reel Model

Rod Detail Page



Carbon solid tip let you know vital information visibly and transmit a lot of information to your finger through blanks. Although it have flexibility and sensitivity, once you have sensed touch of squid you can strike aggressively without any delay thanks to moderate stiffness and repulsive force which also help angler to lift huge squid up from bottom of the sea. Taking advantage of IM69/B overhead model, we hope that you hunt squid as many as you have wished. (Carbon Solid Tip model)



BattleWhip OR / Omorig Model 1 Line up

This OR model have been designed to aim monster squid which is hidden the edge of lighting or conquer the tough situation that squid hardly take your egi at all. You can cast sinker with small size of egi to reach the point where the squid might be there and you can give it action exactly as you have planned.

BattleWhip OR72/C (Type-C : UNDER CAST)

LURE Sinker Weight: Cast Max #40 (150g) Price  
LINE Max PE 1 ※under cast only



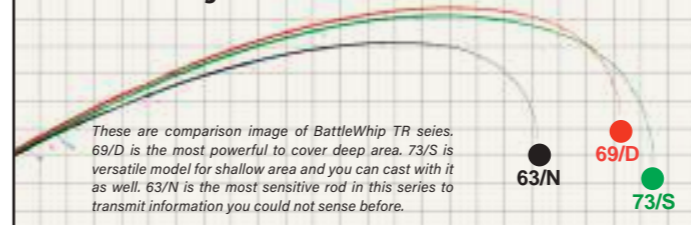
Grip a.460mm | b.525mm Spinning Model

Rod Detail Page

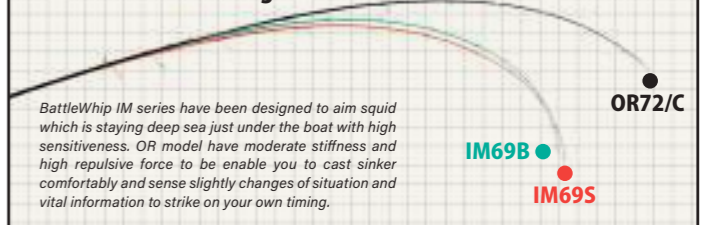


This OR72/C have been designed to manipulate sinker weight 90g~150g comfortably. Also powerful enough butt and belly section to cast sinker up to 150 safety and comfortably. Thanks to moderate stiffness of tip section vital information of squid will be transmitted very clearly. You can search as wide as you have wished and you can sense what is going on inside of water very clearly. You will definitely enjoy this squid game as you are having jigging game with it. (Tubeler Tip model)

BW TR Load 200g



BW IM & OR Load 130g





LIGHT GAME CATEGORY

# BlueCurrent TZ/NANO

Light Game Model / 8 Lineup



BlueCurrent TZ/NANO series category page  
Details of each model are available from QR code on each model.  
YAMAGA Blanks Official Web site



- TARGET** Horse Mackerel · Rock fish · Migratory fish · Bream · Seabass · etc
- GUIDE** TORZITE titanium frame K Guide (Fuji)
- REEL SEAT** VSS16 (Fuji) / Down lock
- SECTION & JOINT** 2pcs / Put over Ferrule

TORZITE. Full

BlueCurrent TZ/NANO series are flag ship models which are filled with our knowledge and techniques of designing blanks of light game.

Carbon prepreg which NANOALLOY® technology have been applied is chosen and TORZITE ring guides which are light and less friction are loaded. Once you fish with this series, you notice the lightness and sensitiveness, casting feel that you never get unwanted wobble and massive butt power hidden in butt section that will be increased when it is bent. Two Plug models that support the special and delicate game of the micro plugging game of horse mackerel and rockfish, three models for Jig head Special that deepen the game with a jig head, Flex that allows flexible and free game development by making use of the long length, And we have prepared a lineup that can capture various situations and targets with 2 power model All-Range series that have sharpened performance while being an all-round rod. The BlueCurrent TZ/NANO is not just rod only for small target, but series that expands the possibilities of the ultra-fine light line. In order to respond to anglers who pursue their own fun in various situations, we have given high-dimensional variety of performance.

BlueCurrent TZ/NANO Series Rod Detail



## BlueCurrent 610 Plug Quickness TZ/NANO

**LURE** Plug 1.5~6g / JH 0.5~5g **Price**  
**LINE** PE 0.1~0.4



This plugging model was developed to enable anglers to sense the subtle changes in water pressure and currents with outstanding balance to breathe life into your lures through rod action. The tip section is designed to be stiff to give the lure variant action while the whole blank will bend in to reduce hook offs. When simply retrieving minnows and sinking pencils, the super sensitive tip section will immediately transmit the smallest of bites enabling anglers to swiftly hookup with the belly section of the blank. You can say that this is a specially tuned model to aggressively hook the fish with the slightest of touches.



## BlueCurrent 73 Plug Seamless TZ/NANO

**LURE** Plug 1.5~6g / JH 0.3~5g **Price**  
**LINE** PE 0.1~0.4



The blank is designed to have contradicting characteristics of sharpness and flexibility in order to successfully hookup the subtle "sucking" and "nibbling" bites. The rod will smoothly respond to your hooking followed by the fight. Anglers will be able to pick up those minute bites when the targets are feeding on micro baits by slowing drifting your lures in the current.



## BlueCurrent 62 TZ/NANO Jighead Special

**LURE** JH~3g **LINE** NY · FC 1~3lb **Price**



BlueCurrent 62TZ Nano have gotten sharpness within blanks themselves and once fish is on, its bend nice and smoothly from tip to butt section. Thanks to NANOALLOY® technology from TORAY, you can keep fish under control at your own will and you cast lure with minimum motion so you do not have to worry about rough condition if you choose it. We have sharpened this 62TZ Nano up to manipulate both jig head and plug delicately with high sensitivity.



## BlueCurrent 67 TZ/NANO Jighead Special

**LURE** JH~5g / Plug~3.5g **Price**  
**LINE** PE~0.4 / NY · FC 1~3lb



This is specialized model for jig head game which is employed high sensitivity, smoothness, and flexibility on blanks. Although it is nice and flexible, the sharpness and speed of blanks are progressed while reducing unwanted wobble of tip section. Taking full of advantage of NANOALLOY® technology, it has been achieved seamless bend curve and incredible repulsive force that let you enjoy not only big mackerel or rockfish but also even a small target.



## BlueCurrent 71 TZ/NANO Jighead Special

**LURE** JH 0.3~5g / Rig~7g / Plug 1.6~4.5g **Price**  
**LINE** PE~0.4 / NY · FC 1~4lb



71TZ Nano is most regular action in BlueCurrent Jig head special series. Although this is specialized model for jig head game, you can approach to target with slow retrieving of small plug or light rig. The sensitivity while you are retrieving is high enough to sense slightly changes of current and tiny vital information. Fish will take your lure without strangeness and blanks will bend smoother like seamless while on fighting.



## BlueCurrent 83 TZ/NANO Flex

**LURE** JH 0.8~5g / Rig 1.8~10.5g / Plug 1.5~8g **Price**  
**LINE** PE 0.2~0.6



If you wish to deliver light weight of jig head farther than ever and manipulate it as you want, we are sure that 83TZ Nano will make you satisfy. Flexibility and sensitivity of blanks enable you to manipulate light weight of plug delicately even you have delivered it farther than you have expected and you can manipulate it as you are at close range. If it is rough condition at closer range of you, you can fight without anxious thanks to ability of reshaping itself speedy.



## BlueCurrent 85 TZ/NANO All Range

**LURE** 3~21g **LINE** PE 0.4~1 **Price**



If you want to do everything in light game category, we think that BlueCurrent 85TZ Nano will make your dream come true. Every range of water will be covered with light line by BlueCurrent 85TZ Nano which have been gotten sensitiveness and toughness. You will never lose initiative even if you hook big one up accidentally. You will be able to aim Rock Fish, Black Sea Bream, Seabass (aim from top water to deep water), Horse Mackerel or even squid.



## BlueCurrent 93 TZ/NANO All Range

**LURE** 3~21g **LINE** PE 0.4~1 **Price**



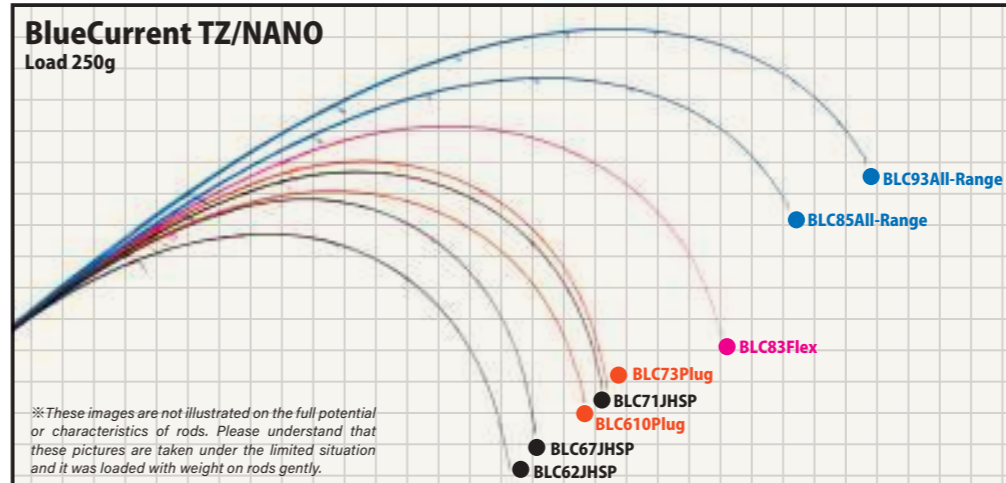
Actually, it is all depends on your imagination to pull out the infinite potential of this 93TZ Nano All-Range. We have extended length and enhanced power of 85TZ Nano All-Range to cover farther range and tougher target. Of course, you can use it for Horse Mackerel or rockfish, it works for black sea bream, seabass or even for squid. As we mentioned, potential of 93TZ Nano All-Range become unlimited depending on your skill and imagination.



BlueCurrent TZ/NANO Series Model Data

Item	Reel	Length	Closed length	Weight	Suitable reel size	Target	Lure
610 Plug Quickness	Spinning	2100mm	1075mm	64g	D: LT1000-2000 / S: 1000-C2000	Horse Mackerel · Rock fish · Migratory fish	Small Sized Plug · Jighead
73 Plug Seamless	Spinning	2220mm	1135mm	67g	D: LT1000-2000 / S: 1000-C2000	Horse Mackerel · Rock fish · Migratory fish	Small Sized Plug · Jighead
62 Jighead Special	Spinning	1880mm	965mm	53g	D: LT1000-2000 / S: 1000-C2000	Horse Mackerel · Rock fish	Jighead · Small Sized Plug
67 Jighead Special	Spinning	2020mm	1035mm	61g	D: LT1000-2000 / S: 1000-C2000	Horse Mackerel · Rock fish	Jighead · Small Sized Plug
71 Jighead Special	Spinning	2175mm	1115mm	63g	D: LT1000-2000 / S: 1000-C2000	Horse Mackerel · Rock fish · Migratory fish	Jighead · Light rig · Plug · Light Wind
83 Flex	Spinning	2520mm	1290mm	73g	D: LT2000-2500C / S: 2000-C2500	Horse Mackerel · Rock fish · Bream · Seabass	Rig · Jighead · Plug · Metal Jig
85 All Range	Spinning	2570mm	1315mm	84g	D: LT2000-2500 / S: 2000-2500	Anything	Anything
93 All Range	Spinning	2825mm	1440mm	90g	D: LT2500C-2500 / S: 2500-C3000	Anything	Anything

※ Twitch the rod tip up to flick the jig head



※ These images are not illustrated on the full potential or characteristics of rods. Please understand that these pictures are taken under the limited situation and it was loaded with weight on rods gently.

- The majority of the lineup are JH specials which are designed for use with jig-head rigs, while the others are more versatile and can be utilized to target varying species depending on your area utilizing various rigs and lures.
- The 610Plug and 73Plug are both designed with TZ/NANO and have a totally different concept to other models. They are specifically designed for use with hard bodied lures to target Japanese Horse Mackerel and Japanese rock fish, and the usage of jig-head rigs can be considered as an alternative secondary option.



**LIGHT GAME CATEGORY**

# BlueCurrent III

Light Game Model /11 Lineup



BlueCurrent III series category page  
Details of each model are available from QR code on each model.  
YAMAGA Blanks Official Web site



For the BlueCurrent III, we aimed to expanded the release point for easier casting, created a seamless bending curve to prevent any hook-offs and improve the response time as if the rod was part of the anglers body.

The BlueCurrent series has represented Yamaga Blanks light game qualities for many years. This "III" does not simply mean the models have change three times, but have inherited the DNA of previous models and has evolved into the 3rd generation. The design, material and concepts have all been renewed to meet the needs of the ever changing light game scene in addition to being one of the most cost effective rods on the market.

The lineup comprises of 8 spinning and 3 bait-casting models. User-friendly being the biggest attribute of the series, the rods are a work of art. We hope you can experience the spirit of Yamaga Blanks first handedly.


**TARGET** Horse Mackerel · Rock fish · Migratory fish · Bream · Seabass · etc

**GUIDE** SIC-S stainless frame K guide(Fuji)  
(53/B · 69/B: Butt Guide) SIC-S titanium frame RV Guide (Fuji)

**REEL SEAT** (Spinning Model) VSS16 (Fuji) / Down lock  
(Overhead reel Model) PMTS17 (Fuji) / Down lock

**SECTION & JOINT** 2pcs / Put over Ferrule

**BlueCurrent III Series Rod Detail**



Reel Seat  
Spinning Model: VSS16 / Down lock  
Overhead reel Model: PMTS17 / Down lock



Guide: SIC-S titanium frame K Guide (Fuji)  
53/B · 69/B: Butt Guide  
SIC-S titanium frame RV Guide (Fuji)



Grip: Separate grip



BlueCurrent III 82/B

## BlueCurrent III 53

**LURE** Max 4.5g (JH 0.1~4.5g) **Price**  
**LINE** PE 0.06~0.3 / NY · FC 1~3lb



Grip a.160mm | b.225mm | Spinning Model



53 have been designed in 2 pcs to be carried anywhere you want. Once you fished with it, you will be surprised that ability to get the picture of details and situation inside of the water. Even when you fish with jig head under 1g, you can sense the slightly changes of current and give the action as you wished. Which means that you will always know what you are doing and what is happening under the water.

## BlueCurrent III 510

**LURE** Max 4.5g (JH 0.3~4.5g) **Price**  
**LINE** PE 0.06~0.3 / NY · FC 1~3lb



Grip a.210mm | b.275mm | Spinning Model



This is tuned to be used for jig head game around 0.5g~1.5g with comfortable feeling. Especially even when you fish with jig head around 1g in strong wind, you will not lose performance of casting and manipulating. If you could take advantage of that sharpness and moderate stiffness, you can twitch and jerk aggressively to catch selective one even in day game.

## BlueCurrent III 63

**LURE** Max 5g (JH 0.3~5g/Plug 1.6~3.5g) **Price**  
**LINE** PE 0.06~0.3 / NY · FC 1~3lb



Grip a.220mm | b.285mm | Spinning Model



This is short stick which enable you to fish with jig head around 0.5g~3g while getting enough distance to reach the spot that fish might be there. The sharpness of blanks enables you to make jig head move as you wished and you will be able to strike instantaneously as soon as you sensed bite of target. The flexibility and sensitivity of blanks transmits slightly changes of current, vital information and a sense of existence of jig head.

## BlueCurrent III 69

**LURE** Max 7g (JH 0.3~7g/Plug 1.6~5g) **Price**  
**LINE** PE 0.08~0.4 / NY · FC 1~4lb



Grip a.265mm | b.330mm | Spinning Model



We have designed tip and belly section of this 69 very carefully to manipulate jig head and plug exactly as you wished. Tip and belly section have been applied moderate stiffness for achieving high sensitivity to transmits small vital information and slightly changes of current and sharpness to twitch and jerk jig head aggressively. Also, if you really wish to fish with plug, we recommend you to take this 69. Of course, you can take 69 for light game off the boat as well.

## BlueCurrent III 74

**LURE** Max 10g (JH 0.3~7g/Rig 1~10g/Plug 1.6~7.8g) **Price**  
**LINE** PE 0.1~0.5 / NY · FC 1~5lb



Grip a.280mm | b.345mm | Spinning Model



If you wish to fish with various kind of method in various situation with one rod, this 74 will be the one for sure. 74 can handle all of method for light game fishing such as jig head, sinker, metal jig, and plug at your will. High sensitivity will not be lost even if you search target deeper than 10m. You will definitely be able to feel what is "BlueCurrentIII" like once you fish with this 74.

## BlueCurrent III 76 Stream

**LURE** Max 12g (Plug 1.6~12g) **Price**  
**LINE** PE 0.3~0.8



Grip a.290mm | b.355mm | Spinning Model



This 76 Stream have been designed for various kind and size of plugs as such as small one for mackerel and medium size for seabass or black sea bream. Moderate stiffness and comfortable recovery speed which is applied on tip and belly section let you manipulate top water plug, minnow or sinking pencil at your will for sure. If you are going to aim target hidden in current with plug, we recommend you to take this specialized rod for plugging game.

## BlueCurrent III 711

**LURE** Max 11g (JH 0.5~7g/Rig 2~11g) **Price**  
**LINE** PE 0.2~0.6



Grip a.300mm | b.365mm | Spinning Model



Even if you cast small jig head a long distance, you will not lose your sense to feel movement of jig head with this 711. Also, 711 which is categorized in long length model though, transmits information of underwater world and vital information constantly even in rapid water or deep area. Flexible and sensitive tip section will let target bite your jig head without strangeness and powerful butt section will lead you assured landing.

## BlueCurrent III 82

**LURE** Max 20g (JH 2~20g/Float 3.3~20g/Jig 2~20g/Plug 2~15g) **Price**  
**LINE** PE 0.3~0.8




Grip a.325mm | b.390mm | Spinning Model



This 82 have been tuned as sharper to get more distance than previous model. Although butt section has been enhanced, whole blanks bend smoothly and recover powerfully. On the other hand, sensitiveness and flexibility of tip section have been sharpened to transmits information that angler needs. You can handle not only plugs around 7~9cm to aim seabass or black sea bream but also of course use jig head up to 20g with swimming action to aim rockfish.

## BlueCurrent III 53/B

**LURE** Max 4.5g (JH 0.5~4.5g) **Price**  
**LINE** PE 0.3~0.5 / NY · FC 3~5lb




Grip a.200mm | b.305mm | Overhead reel Model



This is 2 pcs overhead model to aim selective and spooky target at close range. Even if you have to use jig head under 1g, you can feel the weight of it when you cast and manipulate and also you can get enough distance to reach targets comfortably. As taking advantage of overhead tackle, you can keep tension of line while letting jig head fall into the range where the target must be there.

## BlueCurrent III 69/B

**LURE** Max 7g (JH 0.8~7g/Plug 1.6~5g/Rig 1~7g) **Price**  
**LINE** PE 0.3~0.6 / NY · FC 3~6lb



Grip a.255mm | b.360mm | Overhead reel Model



This is the standard model of overhead series that let you cast and manipulate jig head and plug as exactly as you wished. Tip section which have been loaded flexibility and sensitivity will transmits vital information clearly and belly section that have moderate stiffness make light wind action comfortably. Especially when you fish with plug, the potential of 69 overhead model will be pulled out. You will notice that you can give the action to plug as exactly as you have planned.

## BlueCurrent III 82/B

**LURE** Max 20g (JH 2~20g/Float 3.3~20g/Jig 2~20g/Plug 2~15g) **Price**  
**LINE** PE 0.4~0.8 / NY · FC 4~10lb



Grip a.320mm | b.425mm | Overhead reel Model

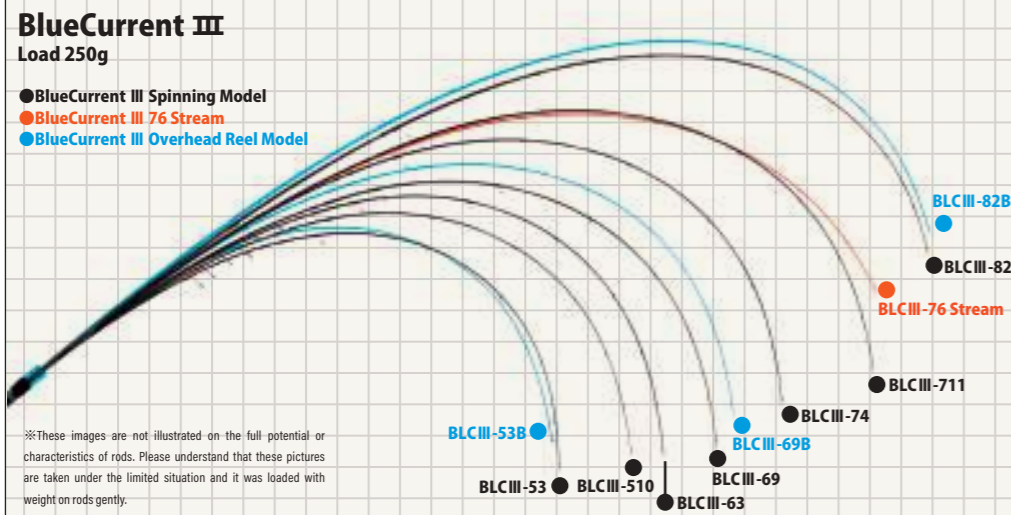


Although this is over 8ft long, you can handle like it is 7.6ft long thanks to sharpness and lightness of blanks themselves. Tip section which have flexibility to manipulate lure delicately link to butt section which is strong enough to stop the powerful run of large target. This deserved to be called all mighty overhead rod to cover various situations and target such as surface game for seabass or black sea bream, rock fish game and mackerel of course.




**BlueCurrent III Series Model Data**

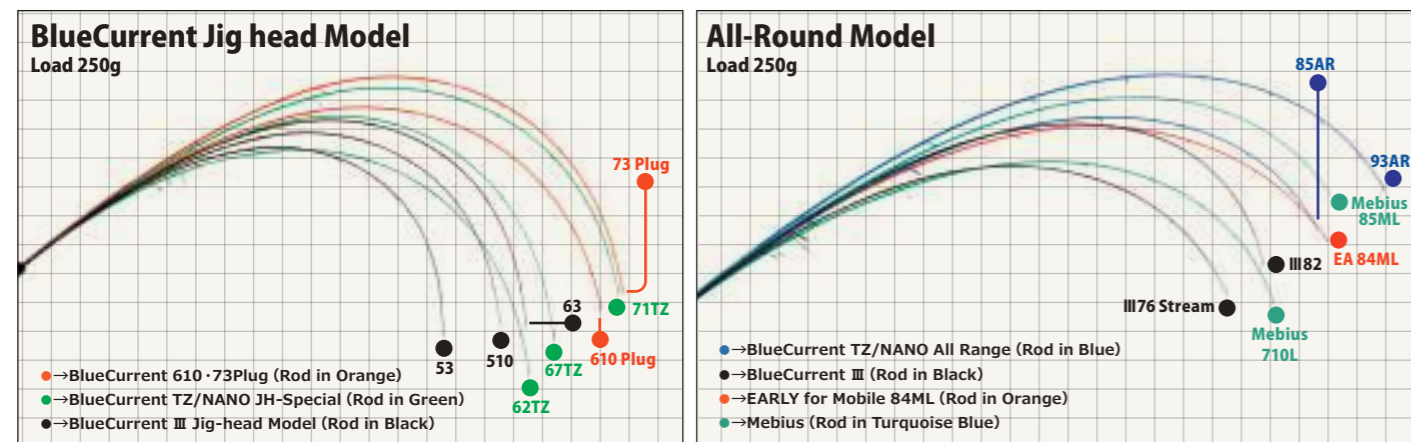
Item	Reel	Length	Closed length	Weight	Suitable reel size	Target	Lure
53	Spinning	1610mm	835mm	53g	D: LT1000-2000 / S: 500-C2000	Horse Mackerel · Rock fish · trout	Jighead · Small Sized Plug · Small Sized Metal Jig
510	Spinning	1775mm	915mm	56g	D: LT1000-2000 / S: 500-C2000	Horse Mackerel · Rock fish · trout	Jighead · Small Sized Plug · Small Sized Metal Jig
63	Spinning	1910mm	985mm	59g	D: LT1000-2000 / S: 500-C2000	Horse Mackerel · Rock fish	Jighead · Small Sized Plug
69	Spinning	2070mm	1065mm	66g	D: LT1000-2000 / S: 1000-C2000	Horse Mackerel · Rock fish · Migratory fish	Small Sized Plug · Jighead
74	Spinning	2235mm	1145mm	71g	D: LT1000-2500C / S: 1000-2500	Horse Mackerel · Rock fish · Migratory fish	Jighead · Rig · Small Sized Plug · Small Sized Metal Jig
76 Stream	Spinning	2290mm	1175mm	81g	D: LT2000-2500C / S: 2000-2500	Bream · Seabass · Migratory fish · Rock fish	Plug · Small Sized Metal Jig
711	Spinning	2425mm	1245mm	81g	D: LT1000-2500C / S: 1000-2500	Horse Mackerel · Rock fish · Migratory fish	Jig head · Small Sized Rig · Small Sized Plug
82	Spinning	2495mm	1280mm	83g	D: LT2000-2500C / S: 2000-2500	Bream · Seabass · Rock fish · Horse Mackerel	Metal Jig · Rig · Plug · Jighead
53/B	Overhead reel	1610mm	835mm	67g	Overhead Reel For Ultra Fine Line	Horse Mackerel · Rock fish · trout	Jighead · Small Sized Plug · Small Sized Jig
69/B	Overhead reel	2070mm	1065mm	77g	Overhead Reel For Ultra Fine Line	Horse Mackerel · Rock fish · Migratory fish	Jighead · Small Sized Plug · Small Sized Jig
82/B	Overhead reel	2495mm	1280mm	93g	Overhead Reel For Ultra Fine Line	Rock fish · Seabass · Bream · Rock fish · Horse Mackerel	Jighead · Rig · Plug · Metal Jig



- The lineup in the BlueCurrent III is built up with the power gradually increasing from the 53 up to the 82.
- The main concept for the 76Stream is to utilize hard bodied lures in strong currents and to be highly responsive when giving action to the lures.
- All models, excluding the 76Stream are designed to be versatile and will allow anglers to utilize varying setups from jig-heads, Carolina rigs to jigs and lures weighing within the stated specifications.
- Jig-head rigs can be utilized for all 3 Overhead reel models, however, if the weight of the rig is under 1g, we recommend using the spinning model. For anglers who want to heighten the sensitivity, the bait-model is ideal as the winding and sinking of your rig will directly transmit to your hands. Furthermore, it is also suited for the bait-finesse game targeting trout in streams.



## BlueCurrent Series Comparison data



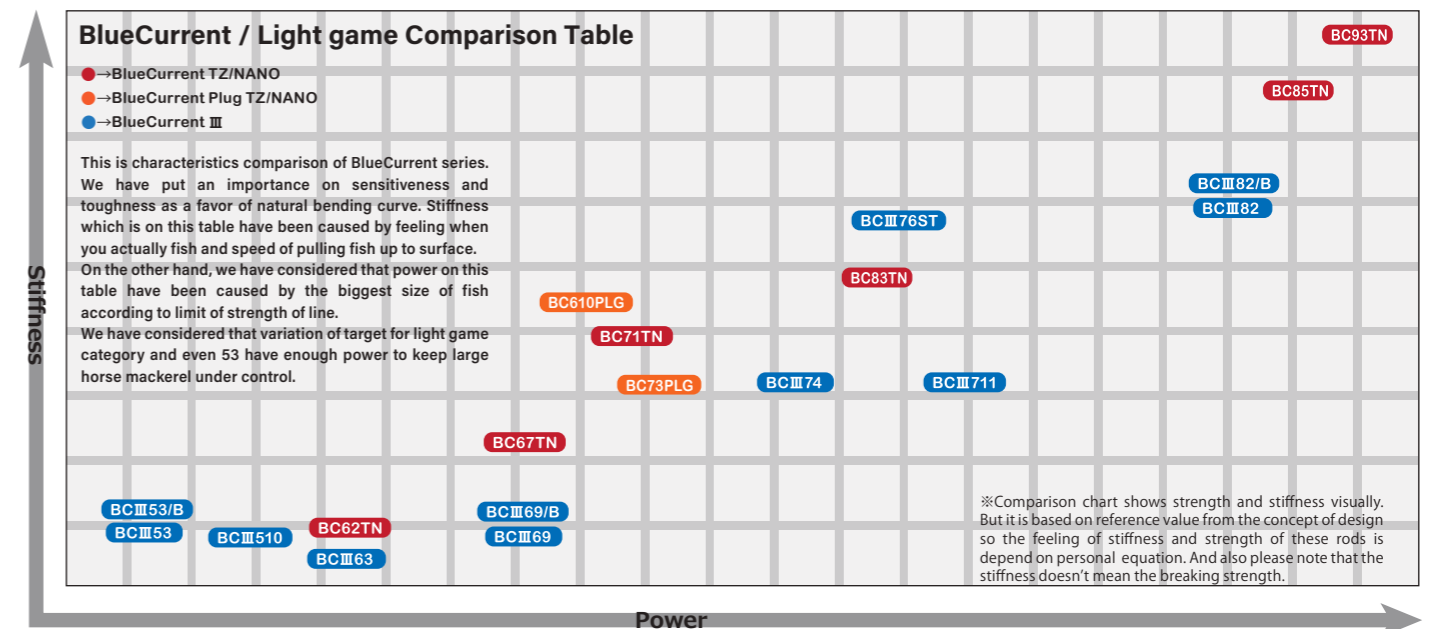
## The recommended target and method for BlueCurrent series

◎ = Highly recommended ○ = Recommended

BlueCurrent series  
TZ/NANO&III  
All models

Target & Game	62 JHSP	67 JHSP	71 JHSP	83 FLEX	85 All Range	93 All Range	610 PLUG	73 PLUG	53	510	63	69	74	76	711	82	53B	69B	82B	
<b>Jig head ~3g</b> Horse Mackerel · Rock fish	◎	◎	◎	◎	◎	◎	◎	◎	◎	◎	◎	◎	◎	◎	◎	◎	◎	◎	◎	◎
<b>Jig head 3g~5g</b> Variety of fish	◎	◎	◎	◎	◎	◎	◎	◎	◎	◎	◎	◎	◎	◎	◎	◎	◎	◎	◎	◎
<b>Small sized plug~5cm</b> Horse Mackerel · Rock fish	◎	◎	◎	◎	◎	◎	◎	◎	◎	◎	◎	◎	◎	◎	◎	◎	◎	◎	◎	◎
<b>Plug 5~9cm</b> Variety of fish	◎	◎	◎	◎	◎	◎	◎	◎	◎	◎	◎	◎	◎	◎	◎	◎	◎	◎	◎	◎
<b>Caro / Float rig</b> Horse Mackerel · Rock fish others	◎	◎	◎	◎	◎	◎	◎	◎	◎	◎	◎	◎	◎	◎	◎	◎	◎	◎	◎	◎
<b>Rig 5g~</b> Rock fish	◎	◎	◎	◎	◎	◎	◎	◎	◎	◎	◎	◎	◎	◎	◎	◎	◎	◎	◎	◎
<b>Metal jig 5g~</b> Variety of fish	◎	◎	◎	◎	◎	◎	◎	◎	◎	◎	◎	◎	◎	◎	◎	◎	◎	◎	◎	◎
<b>Trout</b>	◎	◎	◎	◎	◎	◎	◎	◎	◎	◎	◎	◎	◎	◎	◎	◎	◎	◎	◎	◎
<b>Versatile ~7g</b> Variety of fish	◎	◎	◎	◎	◎	◎	◎	◎	◎	◎	◎	◎	◎	◎	◎	◎	◎	◎	◎	◎
<b>Versatile 7~21g</b> Variety of fish	◎	◎	◎	◎	◎	◎	◎	◎	◎	◎	◎	◎	◎	◎	◎	◎	◎	◎	◎	◎

BlueCurrent series have versatility to aim many kinds of target such as Horse mackerel, Rock fish, Black sea bream or Seabass and even more. Please refer to the chart table below when you wish to aim target and try new method with BlueCurrent series.



※ Comparison chart shows strength and stiffness visually. But it is based on reference value from the concept of design so the feeling of stiffness and strength of these rods is depend on personal equation. And also please note that the stiffness doesn't mean the breaking strength.



# EARLY ALL CASTING


**SURF / ROCK / SEABASS / MOBILE / BOAT**

15 Lineup

EARLY ALL-CASTING series is sought after the most important aspect for the lure game, "cast farther" and "cast more accurately". Our lineup of rods are built with not only these vital values sought after in the shore casting game, but also controllability, highly responsive and powerful blank for anglers to pursue their methods and styles of fishing. In addition, the vast lineup of the EARLY series are divided into different genre depending on situations and will only have simple specifications written on the blank so we do not limit the anglers options and creativity. Feel free to choose the model that best suits your style and enjoy a one-of-a-kind fishing experience.



## EARLY ALL CASTING Series Rod Detail



## ALL CASTING / SURF GAME CATEGORY EARLY for Surf

Surf Casting Model / 5 Lineup

**TARGET** Flatfish · Seabass · Cherrysalmon · Small sized Blue-runner

**GUIDE** SIC-S stainless frame K guide (Fuji)

**REEL SEAT** (99ML) VSS16 (105MMH/B) ACS17 (Others) DPS18  
(Spining Model) Up lock nut  
(105MMH/B) Down lock nut (Fuji)

**SECTION & JOINT** 2pcs / Put over Ferrule

The EARLY for Surf are long distance casting models developed to meet the needs of surf casting. With the concept focusing on long distance casting, the light weight blank and light casting feel will allow anglers to maintain their concentration throughout the day.

With great casting ability and highly sensitive characteristics, the EARLY for Surf models are not only ideal for the flat fish game targeting Flounders and Flatheads with minnows, metal jigs and soft plastics, but also great to target Seabass and Blackfin Seabass off the rocks, Small Blue-runners, Monstrous Jew fish and the Northern Sea Trout.

Although these are designed mainly for the surf game, its versatility will enable anglers to utilize these models for various games requiring long distance casting. The blanks have been built up with a sharp casting feel, the power to stop the thrashing fish and highly sensitive to meet the needs of the ever-changing surf casting game. We hope you can experience our creation in the vast field.



▶ EARLY for Surf series category page  
Details of each model are available from QR code on each model.  
YAMAGA Blanks Official Web site

### EARLY for Surf Series Model Data

Item	Reel	Length	Closed length	Weight	Suitable reel size	Target	Lure
99ML	Spining	2980mm	1525mm	155g	D: LT4000C-5000C / S: 4000-5000	Flatfish · Seabass · Cherrysalmon · Small sized Blue-runner	Plug · Jighead · Metal Jig
103M	Spining	3150mm	1610mm	174g	D: LT4000C-5000C / S: 4000-C5000	Flatfish · Seabass · Cherrysalmon · Small sized Blue-runner	Plug · Jighead · Metal Jig
109MMH	Spining	3295mm	1690mm	195g	D: LT4000C-5000C / S: 4000-C5000	Flatfish · Black-Fin Seabass · Cherrysalmon · Small sized Blue-runner	Plug · Jig minnow · Metal Jig
105MH	Spining	3180mm	1630mm	192g	D: LT4000C-5000C / S: 4000-C5000	Flatfish · Black-Fin Seabass · Cherrysalmon · Small sized Blue-runner	Plug · Jig minnow · Metal Jig · Jighead
105MMH/B	Overhead reel	3175mm	1625mm	189g	D / S: # 200	Flatfish · Black-Fin Seabass · Cherrysalmon · Small sized Blue-runner	Plug · Jig minnow · Metal Jig

※ Plug (Minnow · Sinking pencil · Vibration)

### EARLY 99ML for Surf

**LURE** 7~35g **LINE** PE 0.8~1.5 **Price**



The blank is equipped with the castability rivaling a 10ft class rod and capable of transmitting vital information about the currents and bottom structures through the sensitive blank. In addition to the jig-head rigged up with soft plastics and small 9cm class minnows and sinking pencils, anglers will also be able to utilize a more finesse approach with light weight (12g) vibrations for high pressure situations. You can cast long distances to search the vast surf or cast with pinpoint accuracy to the breaks. Either way, anglers will be able to cast all day long with this light weight and well-balanced rod.

### EARLY 103M for Surf

**LURE** 8~42g **LINE** PE 0.8~1.5 **Price**



If you wish to cast and manipulate various kind of lures as such as minnow 9cm class, sinking pencil minnow 40g, jig minnow or jig head, this EARLY 103M is going to be enable you to fish comfortably thanks to that excellent casting feel. As long as you have loaded power on blanks even small amount, you can get enough distance without losing energy and concentrations. This 103M can be handled by any level and type of anglers for sure.

### EARLY 109MMH for Surf

**LURE** 8~50g **LINE** PE 1~2 **Price**



109MMH have been loaded specialized ability to deliver plugs much farther than you can imagine even if its small or big plugs. Flexible and sensitive tip section will be enable you to not only cast light lure easily but also sense slightly changes of current or situations of bottom sea even in night time. You can handle plug around 45g without any stress as same as 105MH, so please take this 109MMH to aim seabass or black fin seabass from rocky or sandy beach.

### EARLY 105MH for Surf


**LURE** 10~50g **LINE** PE 1~2 **Price**



This 105MH have most powerful blanks of 10ft series to deliver 50g of lure farther than ever you have reached. Especially the butt section of 105MH have been loaded huge power to launch heavy lure farther than your expectations and also to keep big target under control without losing initiative. High versatility employed to blanks for target as such as seabass, black fin seabass, or blue runner from rocky and sandy beach, rocks or piers.

### EARLY 105MMH/B for Surf

**LURE** 15~50g **LINE** PE 1.5~2.5 **Price**



With long distance casting being absolute essential for the surf game, the 105MMH Overhead reel model was developed to shoot out lures in the vast surf without any stress and maximize the ability of the high performance bait casting reels out on the market today. You will be able to feel for the change in flow, current and underwater landscape through the "direct" sensitivity blank otherwise unable in spinning models. Furthermore, anglers can go out targeting monstrous Jew fish and blue-runners in the surf with the advantages of the bait tackle of increased line capacity and ability to utilize a thicker line and not losing any casting distance.



## ALL CASTING / ROCK FISH GAME CATEGORY

# EARLY for Rock

Rock Fish Model / 3 Lineup

- TARGET** Rockfish · Seabass · Hair-tail · BlueRunner · Black-Fin Seabass  
**GUIDE** SiC-S stainless frame K guide (Fuji)  
**REEL SEAT** (86MH) VSS16 (Fuji) / Up lock nut  
 (104H) DPS18 (Fuji) / Up lock nut  
 (93MH/B) ACS17 (Fuji) / Downlock nut  
**SECTION & JOINT** 2pcs / Put over Ferrule


### EARLY for Rock Series Model Data

Item	Reel	Length	Closed length	Weight	Suitable reel size	Target	Lure
86MH	Spining	2590mm	1325mm	123g	D: LT3000-4000C / S: C3000-4000	Rockfish · Seabass · Hair-tail	Jighead · Texasrig · Minnow · Vibrations
104H	Spining	3160mm	1615mm	205g	※	Rockfish · BlueRunner · Black-Fin Seabass	Jighead · Texasrig · Plugs · Metal Jig
93MH/B	Overhead reel	2815mm	1445mm	149g	D / S: 150-200	Rockfish · Seabass	Jighead · Texasrig · Plugs · Metal Jig

※EARLY 104H Suitable reel size : Up to PE2 D: LT4000C~6000 / S: 4000~C5000 -PE3 D: 3500~4000 / S: SW4000~6000

### EARLY 86MH for Rock

LURE 7~40g LINE PE 1~2 Price



Grip a.365mm | b.480mm | Spinning Model

Rod Detail Page



The blank for this model is exceptionally well balanced for both casting and maneuvering while also possessing tremendous sensitivity. Anglers will not only be able to utilize swimming actions of jig-head rigs but also utilize Texas rigs and feel for bottom structures and material. The adequately stiff belly section will transmit your bite and rip the fish off the bottom and structures right away. This sharp blank is also suitable for use in the "wind game" targeting hair-tails and "jerking methods" productive for seabass.

### EARLY 104H for Rock

LURE 15~60g LINE PE 1~3 Price



Grip a.420mm | b.525mm | Spinning Model

Rod Detail Page



This long length high powered model was designed for casting distance and sensitivity. The "soft" aspect of the blank can be attributed to the line settings (PE#1), while the "hard" can be felt in its ability to take the load of heavy weight rigs and max drag settings. Anglers will be able to reach those grounds where others have yet to reach. You will be able to utilize various rigs ranging from soft plastics, swim baits, metal jigs and even minnows above 14cm to go head to head with monstrous rock fish and other blue-runners that you may randomly encounter.

### EARLY 93MH/B for Rock

LURE 10~50g LINE PE 1.2~2.5/FC 12~20lb Price



Grip a.395mm | b.520mm | Overhead reel Model

Rod Detail Page



The 93MH/B has a sensitive yet flexible tip ~ belly section for anglers to hover or roll their Texas-rigs near the bottom or for a more pinpoint approach with the "bottom shaking" technique. It enables anglers for a more careful approach on the bottom to induce and capitalize on a bite from those inactive fish. Once hooked, the winding power of the overhead reel and the powerful butt section will assist you to lift the fish away from the structures. You could also utilize this all-rounder model for the seabass game and other types of fishing which require the use of swimming type lures to efficiently search a vast area.

## ALL CASTING / SEABASS CATEGORY

# EARLY for Seabass

Seabass Model / 2 Lineup

- TARGET** Seabass  
**GUIDE** SiC-S stainless frame K guide (Fuji)  
**REEL SEAT** VSS16 (Fuji) / Up lock nut  
**SECTION & JOINT** 2pcs / Put over Ferrule

### EARLY for Seabass Series Model Data

Item	Reel	Length	Closed length	Weight	Suitable reel size	Target · Field	Lure
93M	Spining	2819mm	1445mm	147g	D: LT3000-4000C / S: 3000-4000	Seabass(Estuary · Port)	Seabass Plugs (Minnow ~14cm)
97MMH	Spining	2925mm	1500mm	156g	D: LT4000C-5000C / S: 4000-C5000	Seabass(Estuary · Sandy Shore · Port)	Seabass Plugs (Minnow ~16cm)

### EARLY 93M for Seabass

LURE 7~35g LINE PE 0.8~1.5 Price



Grip a.390mm | b.505mm | Spinning Model

Rod Detail Page



The all-rounder model is a valuable asset for situations which require you to cast long distances in rivers and piers. It is especially responsive to metal type vibration lures which have are highly resistant. The light feel when reeling in your lure will enable you to focus on your fishing while reducing the load on your wrist. Once the fish is hooked, the blank will bend in nicely and will allow you to handle and efficiently surface your catch.

In the pursuit to develop the Early for Rock, we asked ourselves "What is the rock-fish game?". The blanks not only have strength and lightness but also have a highly efficient ability to restore its original form. In other words, the bent blank will flex back to its straight form, peeling the fish off the bottom and other structures efficiently.

The stiff yet delicate tips are highly sensitive to any changes in sea conditions while being versatile, enabling anglers to utilize various types of rigs and styles of fishing. We are proud to present the 3 models with outstanding casting abilities, lure controllability and power to match your target rock fish.



EARLY for Rock series category page  
 Details of each model are available from QR code on each model.  
 YAMAGA Blanks Official Web site

### EARLY 97MMH for Seabass

Price LURE 8~42g LINE PE 1~2



Grip a.390mm | b.505mm | Spinning Model

Rod Detail Page



You will be able to trace your lures in the strong thick currents of large scale rivers and straits as well as hardcore locations off rocks and boulders. It possesses a sensitive tip able to transmit the smallest of details in the current and utilize minnows and sinking pencils as small as 9cm. Having said that, anglers will still be able to cast big bait lures up to 15cm for situations where your targets are feeding on larger baits and stop the thrashing of lunker size pre spawning seabass with the strong butt power.



EARLY104H for Rock



EARLY97MMH for Seabass

## ALL CASTING / PACK RODS CATEGORY

# EARLY for Mobile

Multi Piece Model / 3 Lineup

- TARGET** Seabass · Rock fish · Bream · Flat fish · Small sized Blue-runner and any kind  
**GUIDE** SiC-S stainless frame K guide (Fuji)  
**REEL SEAT** VSS16 (Fuji) / Up lock nut  
**SECTION & JOINT** 3pcs · 4pcs / Put over · Grip Joint



EARLY for Mobile series category page  
 Details of each model are available from QR code on each model.  
 YAMAGA Blanks Official Web site

### EARLY for Mobile Series Model Data

Item	Reel	Length	Closed length	Weight	Suitable reel size	Target	Lure
84ML/4pcs	Spining	2540mm	667mm	126g	D: LT2500-3000 / S: 2500-3000	Seabass · Black seabream and any kind.	Plugs · Pencil bait · and any kind.
96MMH/4pcs	Spining	2915mm	768mm	180g	D: LT4000C-6000 / S: 4000-C5000	Seabass · Blue-runner · Flatfish and any kind.	Plugs · Jig · and any kind.
76MMH/3pcs	Spining	2305mm	807mm	145g	D: LT3000C-5000C / S: C3000-C5000	Seabass · Spanish Mackerel · Blue-runner · Rock fish and any kind.	Plugs · Heavy jig head · and any kind.

※Plugs (Minnow · Sinking Pencil · Vibration)

### EARLY 84ML/4pcs for Mobile

LURE 5~24g LINE PE 0.6~1.2 Price



Grip a.345mm | b.460mm | Spinning Model

Rod Detail Page



It is a versatile rod able to enjoy various light ~ middle class lure fishing targeting Seabass and Breams with the use of top-water lures to soft plastics. The flexible tip will enable anglers to easily handle the subtle movements of small sinking pencils, minnows, jig-head rigs in addition to controlling top-water lures. We hope you can enjoy the light game on your trips away or even around local river mouths accessible by bikes or trains.

### EARLY 96MMH/4pcs for Mobile

LURE 10~60g LINE PE 1~2 Price



Grip a.395mm | b.510mm | Spinning Model

Rod Detail Page



The rod is able to be loaded with heavy lures and can go head-to-head against the unexpected big one. This rod will be your next best friend on your domestic or international trips, land-based or even off-shore. You can enjoy going after seabass in the open water, light casting for Blue-runners or even cast around reef edges in more tropical countries. We are confident that anglers with sights on large predators around the world will enjoy using this versatile rod with a sensitive tip yet powerful butt section.

### EARLY 76MMH/3pcs for Mobile

LURE 8~55g LINE PE 1~2 Price



Grip a.365mm | b.480mm | Spinning Model

Rod Detail Page



The rod is able to be loaded with heavy lures and can go head-to-head against the unexpected big one. This rod will be your next best friend on your domestic or international trips, land-based or even off-shore. You can enjoy going after seabass in the open water, light casting for Blue-runners or even cast around reef edges in more tropical countries. We are confident that anglers with sights on large predators around the world will enjoy using this versatile rod with a sensitive tip yet powerful butt section.



ALL CASTING / LIGHT BOAT CASTING CATEGORY

# EARLY for Boat

Boat Casting Model / 2 Lineup

- TARGET** Seabass · Bream · Spanish Mackerel · Rock fish · Small sized Blue-runner
- GUIDE** SIC-S stainless frame K guide (Fuji)
- REEL SEAT** (68M) VSS16 (Fuji) / Up lock nut  
(610MH/B) ACS17 (Fuji) / Down lock nut
- SECTION & JOINT** 2pcs / Put over Ferrule

The EARLY for Boat was developed to enjoy the light casting game off-shore targeting bream, seabass, small Blue-runners, flat-fish and even rock fish. The sharp regular tapered rod is extremely responsive and has a sharp casting feel with the developmental concept of "every fish tells a story". It is a versatile rod able to handle the ever changing sea conditions by allowing anglers to pinpoint cast to structures, drop into holes and cast in the open sea. Anglers will be able to utilize a wide variety of lures vital for the off-shore game and accurately cast and trace the course you desire. You can say that this EARLY for Boat was created as an offensive technical model for anglers to feel satisfied when hooking a fish according to plan.



EARLY for Boat series category page  
Details of each model are available from QR code on each model.  
YAMAGA Blanks Official Web site

EARLY for Boat Series Model Data

Item	Reel	Length	Closed length	Weight	Suitable reel size	Target	Lure
68M	Spinning	2055mm	1040mm	104g	D: LT2500-3000 / S: 2500-3000	Seabass · Bream · Spanish Mackerel · Rock fish · Small sized Blue-runner	Minnow · Vibration · Spin tail · Pencil bait
610MH/B	Overhead reel	2100mm	1080mm	125g	D / S: 150-200	Seabass · Rock fish · Small sized Blue-runner	Minnow · Joint lure · Pencil bait · Metal jig

## EARLY 68M for Boat

LURE 7~32g LINE PE 0.8~1.5 Price



Grip a.285mm | b.400mm | Spinning Model

Rod Detail Page



This is an all-rounder model ideal for light boat casting game targeting Bream, Seabass and Spanish-Mackerels and other small blue-runners. With the sharp regular tapered blank settings, anglers will be able to cast to pinpoint accurate holes and structures while still being able to cast long distances in the open area. The rod responds well to various lures including minnow, shads, sinking pencils and dog walking of topwater lures. Once your target is hooked, the rods seamless bend is like a one-piece rod, reducing any chances of a hook off while being able to easily surface the fish.

## EARLY 610MH/B for Boat

LURE 10~50g LINE PE 1.2~2.5 Price



Grip a.325mm | b.450mm | Overhead reel Model

Rod Detail Page



The rod is ideal to target rock-fish from boats. With the stiffness and sensitivity, anglers will be able to feel for bottom structures to effectively maneuver your rigs and induce the bite. The rod possesses high resilience and will efficiently rip the fish off the bottom structures to eliminate any bust offs. It is also a versatile rod able to handle various rigs including metal type jigs, vibration lures, deep-diving minnows, 40~50g joint type lures and even subsurface 150mm class minnows for seabass.



EARLY 68M for Boat



EARLY 610MH/B for Boat

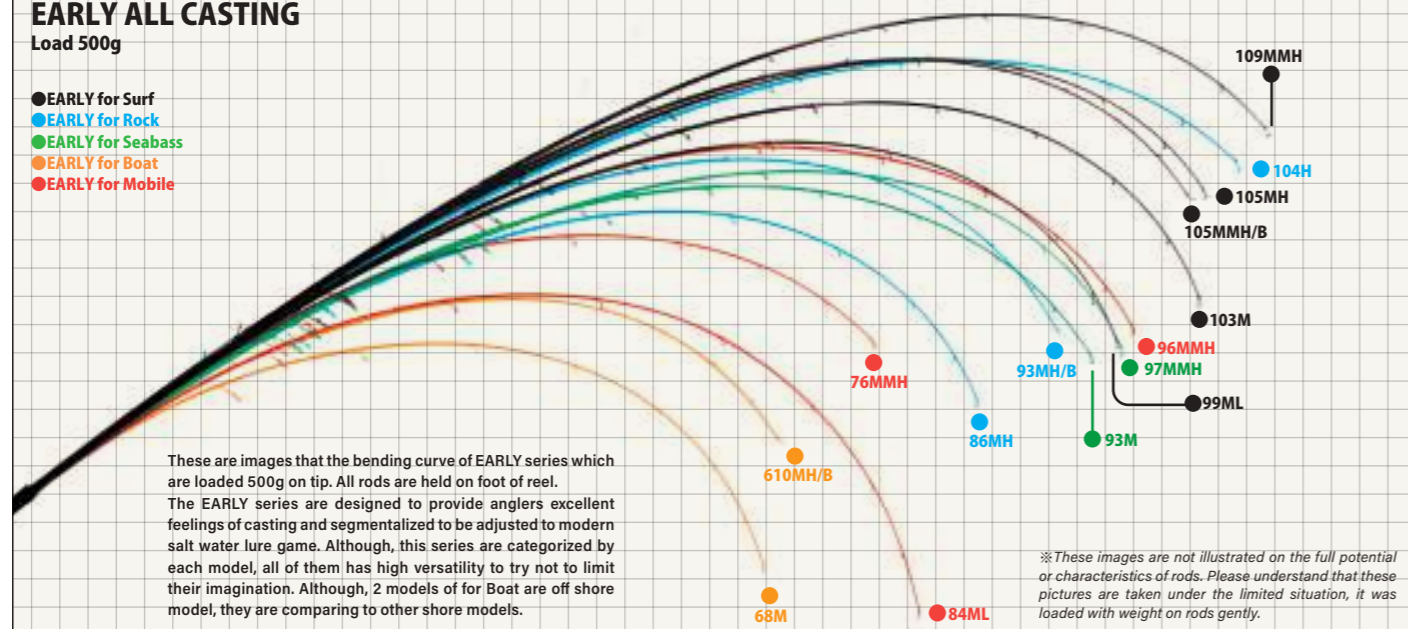


EARLY 68M for Boat

## EARLY ALL CASTING

Load 500g

- EARLY for Surf
- EARLY for Rock
- EARLY for Seabass
- EARLY for Boat
- EARLY for Mobile



These are images that the bending curve of EARLY series which are loaded 500g on tip. All rods are held on foot of reel. The EARLY series are designed to provide anglers excellent feelings of casting and segmentalized to be adjusted to modern salt water lure game. Although, this series are categorized by each model, all of them has high versatility to try not to limit their imagination. Although, 2 models of for Boat are off shore model, they are comparing to other shore models.

※These images are not illustrated on the full potential or characteristics of rods. Please understand that these pictures are taken under the limited situation, it was loaded with weight on rods gently.

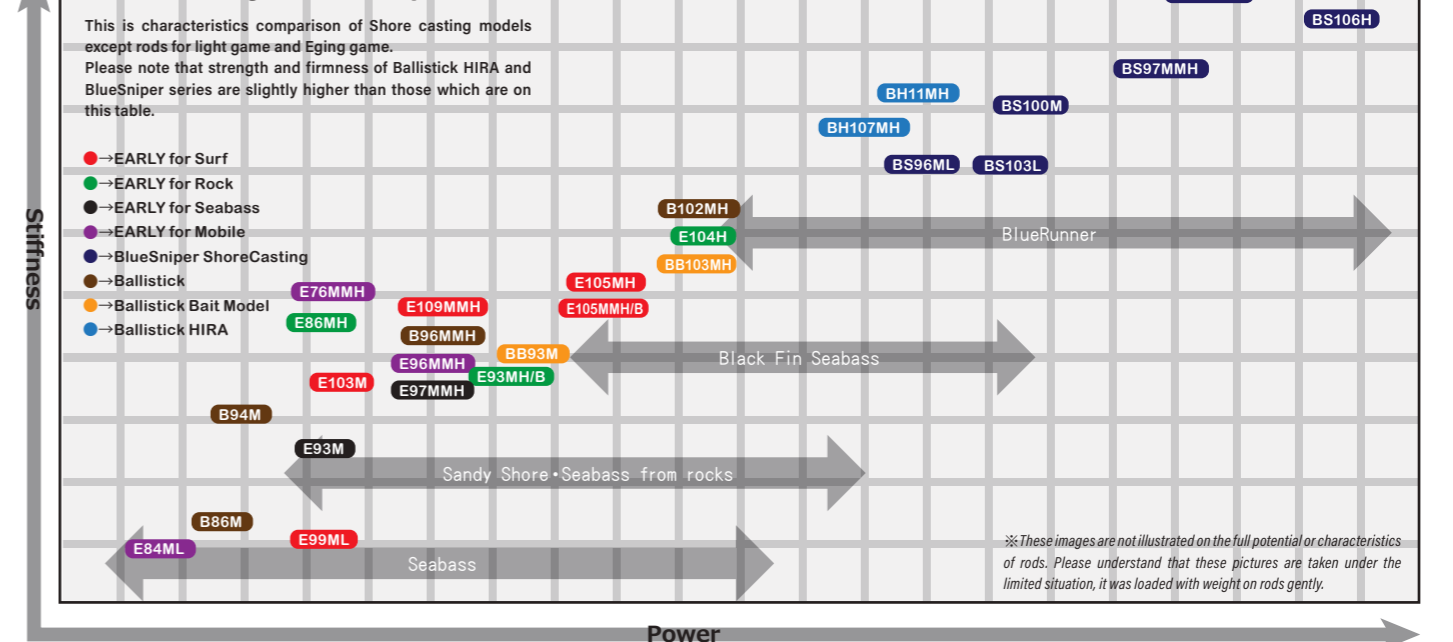
## The recommended targets and method for EARLY series

◎ = Highly recommended ○ = Recommended +BOAT = Shore and off shore BOAT = Off shore only

Although, EARLY series is categorized as those characteristics, you can use them beyond the bounds of category of course. Please refer to chart table to choose one for your style, target and method.

EARLY Series Category & All models	EARLY for Surf					EARLY for Rock			EARLY for Seabass		EARLY for Mobile			EARLY for Boat	
Target & Game	99 ML	103 M	109 MMH	105 MH	105 MMH/B	86 MH	104 H	93 MH/B	93 M	97 MMH	84 ML	96 MMH	76 MMH	68 M	610 MH/B
Flat fish	◎	◎	◎	◎	◎	◎	◎	◎	◎	◎	◎	◎	◎	◎	◎
Flat head	◎	◎	◎	◎	◎	◎	◎	◎	◎	◎	◎	◎	◎	◎	◎
Seabass	◎	◎	◎	◎	◎	◎	◎	◎	◎	◎	◎	◎	◎	◎	◎
Black-Fin Seabass	◎	◎	◎	◎	◎	◎	◎	◎	◎	◎	◎	◎	◎	◎	◎
Small sized Blue-runner ~3kg	◎	◎	◎	◎	◎	◎	◎	◎	◎	◎	◎	◎	◎	◎	◎
Blue-runner ~5kg	◎	◎	◎	◎	◎	◎	◎	◎	◎	◎	◎	◎	◎	◎	◎
Light Rock fish	◎	◎	◎	◎	◎	◎	◎	◎	◎	◎	◎	◎	◎	◎	◎
Rock fish	◎	◎	◎	◎	◎	◎	◎	◎	◎	◎	◎	◎	◎	◎	◎
Cherrysalmon	◎	◎	◎	◎	◎	◎	◎	◎	◎	◎	◎	◎	◎	◎	◎
Bream	◎	◎	◎	◎	◎	◎	◎	◎	◎	◎	◎	◎	◎	◎	◎
Jewfish	◎	◎	◎	◎	◎	◎	◎	◎	◎	◎	◎	◎	◎	◎	◎
Hairtail	◎	◎	◎	◎	◎	◎	◎	◎	◎	◎	◎	◎	◎	◎	◎
Red Bream	◎	◎	◎	◎	◎	◎	◎	◎	◎	◎	◎	◎	◎	◎	◎

## Shore Casting Model Comparison Table



※These images are not illustrated on the full potential or characteristics of rods. Please understand that these pictures are taken under the limited situation, it was loaded with weight on rods gently.



SEABASS AND MORE

# Ballistick

Seabass and more / 8 Lineup

**TARGET** Seabass · Flat fish · Black-fin seabass · Blue runner

**GUIDE** (Spining Model) TORZITE Titanium frame K Guide(Fuji)  
(Overhead reel Model) SiC Titanium frame K Guide(Fuji)

**REEL SEAT** (86M · 94M) VSS16 / Up lock nut  
(96MMH · 102MH) VSS17 / Up lock nut  
(93M/B · 103MH/B) ACS17 / Down lock nut  
(HIRA107MH · HIRA11MH) DPS18 / Up lock nut (Fuji)

**SECTION & JOINT** 2pcs / Spigot Ferrule




Ballistick series category page  
Details of each model are available from QR code on each model.  
YAMAGA Blanks Official Web site



Ballistick series are flag ship model of shore casting series. 4 models for spinning as basic series, 2 models for overhead reel, and 2 models for black fin seabass are lined up. All of these 8 models have been applied NANOALLOY® technology to provide you sharpness on casting and toughness on fighting. Basic models of spinning series will cover river game to surf game. Blanks which have high sensitivity that transmit vital information clearly and high repulsive force which let you keep large fish under control. HIRA model has moderate stiffness to provide you sharpness cast feel and high sensitivity to keep initiative even you fish in rough conditions. Butt section have enough power to aim blue runner as such as yellow tail up to 5kg without losing control. 2 kind of over head models are lined up to cover various situations such as upper to mid part of rivers, river mouth, rocky shore and sandy beach.

Ballistick Series Rod Detail



Reel seat  
Spinning model: Up lock nut  
Overhead reel Model: Down lock nut

Guide  
Spinning model:  
TORZITE Titanium frame K Guide  
Overhead reel Model:  
SiC Titanium frame K Guide

Joint: Spigot Ferrule

Ballistick Series Model Data

Item	Reel	Length	Closed length	Weight	Suitable reel size	Target	Lure
86M TZ/NANO	Spining	2605mm	1330mm	122g	D: LT3000C-4000C / S: C3000-4000	Seabass	Minnow · Vibrations · Sinking pencil
94M TZ/NANO	Spining	2850mm	1455mm	143g	D: LT3000C-4000C / S: C3000-4000	Seabass · Flat fish	Plugs · Vibrations
96MMH TZ/NANO	Spining	2910mm	1485mm	151g	D: LT3000-5000C / S: 4000-C5000	Seabass · Flat fish	Plugs · Vibrations · Metal Jig
102MH TZ/NANO	Spining	3110mm	1590mm	177g	D: LT4000C-5000C / S: 4000-C5000	Seabass · Flat fish	Plugs · Vibrations · Metal Jig
93M NANO Bait	Overhead reel	2830mm	1445mm	159g	D / S: 150-200	Seabass · Flat fish	Plugs · Metal Jig
103MH NANO Bait	Overhead reel	3135mm	1600mm	191g	D / S: 200	Seabass · Flat fish · Black-fin seabass	Plugs · Metal Jig
HIRA 107MH TZ/NANO	Spining	3230mm	1650mm	198g	D: LT4000C-5000C / S: 4000-C5000	Black-fin seabass · Blue unner	Plugs · Metal vibrations · Metal Jig
HIRA 11MH TZ/NANO	Spining	3360mm	1720mm	228g	D: LT5000C-6000 / S: C5000	Black-fin seabass · Blue unner	Plugs · Metal vibrations · Metal Jig

## Ballistick 86M TZ/NANO

LURE 6~32g LINE PE 0.8~1.5 Price



Rod Detail Page



## Ballistick 94M TZ/NANO

LURE 6~35g LINE PE 0.8~1.5 Price



Rod Detail Page



This is the medium class rod which have been loaded versatility to use lure from minnow sized 9~14cm to heavy vibration without any stress when you are wading. If you do not want to lose initiative when you have hooked huge seabass up while you are wading in the river, it will work for you because of powerful butt section with NANOALLOY® technology.

This is the multi-purpose seabass rod to cover various situation with minnow, sinking pencil or vibration lures. You will be able to sense changes of current or tiny contact of seabass thanks to sharpness and sensitiveness of blanks itself. Of course it have been gotten enough power to land fish at your will. You don't have to be afraid to aim huge seabass at field there is lots of structures under water thanks to potential of power that is hidden inside of blanks. We believe that 94M have been well balanced to be called "basic one" because of sensitiveness, handleability and toughness of blanks.

## Ballistick 96MMH TZ/NANO

LURE 8~38g LINE PE 1~2 Price




Rod Detail Page



If you wish to cast heavy lure as such as minnow size around 14cm, metal jig, sinking pencil or heavy vibration further, we recommend you to choose 96MMH. We promise that you will be able to cast heavy lure a great distance on surf or rocks even in headwind. 96MMH will help you to maintain your concentration because you will hardly get tired thanks to lightness and handleability of it.

## Ballistick 102MH TZ/NANO

LURE 8~42g LINE PE 1~2 Price



Rod Detail Page



When you aim huge seabass on surf or rocks, 102MH will be your reliable partner for sure. It is powerful enough to aim huge Seabass over meter or even Black-Fin Seabass and small sized Blue-Runner on rocks. We recommend you to take 102MH if you are going to aim large flatfish on surf thanks to potential of power, sharpness, and ability of casting.

## Ballistick 93M NANO Overhead reel Model

LURE 8~42g LINE PE 1~2 Price



Rod Detail Page



This is the long distance shooter which will cover seabass game with plugs at river mouth or port and also light jigging game from surf. Blanks of 93M have been designed to let anglers manipulate and cast many kind of lures such as vibration, sinking pencil, metal jig, and large sized minnow without any stress.

## Ballistick 103MH NANO Overhead reel Model

LURE 10~45g LINE PE 1.5~2.5 Price



Rod Detail Page



This is over head model with massive power to fish from rocky shore. For example you are required to cast against head wind, on the fight at rocky beach or else. You will be surprised that accuracy cast, quickness to make first action, power of lifting and dexterity performance of this 103MH/NANO is as a versatile overhead tackle. Of course, this is recommended to anglers who are aiming at giant flat fish from surf while using jig, vibration or plastic worm effectively.

## Ballistick HIRA 107MH TZ/NANO

LURE 7~45g LINE Max PE 2 Price



Rod Detail Page



This is one of the perfect rod for Black-Fin Seabass to cover various situation and field to aim it. You will be able to cast and manipulate, not only minnow Black-Fin Seabass but also any kind of lures as such as small sized sinking pencil, vibration or jig head even in headwind. Although this is the MH class rod, it has loaded enough power to fight and keep large sized Black-Fin Seabass under control.

## Ballistick HIRA 11MH TZ/NANO

LURE 8~50g LINE Max PE 2.5 Price

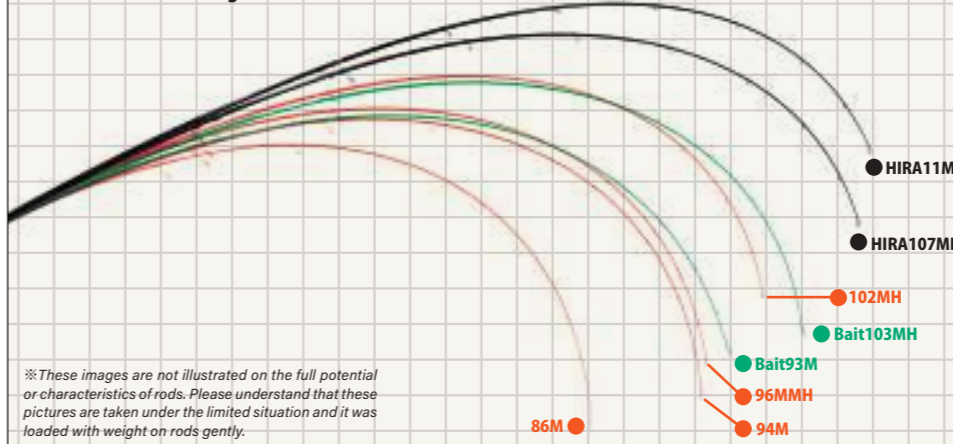


Rod Detail Page



Although this 11MH have been designed for Black-Fin Seabass, it is tough enough to keep Blue Runner up to 5kg under control. Of course, you will be able to manipulate plug delicately and once you hooked even huge one at tough field, you will never lose initiative for sure. If you are an angler who fish in tough situations and wish to land fish smoothly without any stress, we recommend you to take 11MH which will be huge advantage for you.

## Ballistick Load 1kg



※These images are not illustrated on the full potential or characteristics of rods. Please understand that these pictures are taken under the limited situation and it was loaded with weight on rods gently.

- These are comparison images of Ballistick series which are loaded 1kg weight on tip. Ballistick series have moderate stiffness and sharpness to achieve accuracy and ability of distance cast. Although the taper of this series is regular, you can cast with less power than before and can get more accuracy thanks to high repulsive force attributed to NANOALLOY® Technology.
- The 4 spinning models cover a wide range of sea bass fields, from the middle to lower reaches of rivers, estuary tidal flats, surf, and rocky shores.
- The overhead model 93M is a highly versatile model with long casting performance and casting accuracy that can be used from midstream to estuary, surf, and rocky shores. The 103MH is a powerful model for ultra-long cast that specializes in rocky shores and surfs to aim sea bass, blackfin seabass, and flounder.
- The two models for blackfin seabass realize a highly responsive game with a blanks which are equipped sharpness and high repulsive force that emphasizes casting accuracy in headwinds.



SHORE CASTING CATEGORY

# BlueSniper

Shore Plugging & Jigging / 7 Lineup

- TARGET** BlueRunner
- GUIDE** (103L·96ML·100M) SiC-S stainless frame K guide  
(97MMH) SiC-S stainless frame K guide+SiC Ocean guide  
(100MH·106H·910H) SiC Ocean guide (Fuji)
- REEL SEAT** (103L·96ML·100M) DPS18 / Up lock nut  
(97MMH·100MH·106H·910H) DPS20 / Up lock nut
- SECTION & JOINT** (106H) 2pcs / Put over Ferrule  
(Others) 2pcs / Spigot Ferrule
- NANOALLOY**



BlueSniper shore casting series have been loaded sharpness, Lightness and high usability while taking advantage of NANOALLOY® technology from TORAY.

ML class which is suited to light weight of minnows or sinking pencil, H class to manipulate up to 200mm of diving pencil and jigs over 100g. The potentials which are hidden in blanks of these 7 models include 103L which is loaded sensitivity and power added for line up as a Light class concept to manipulate lures for seabass will enable you to cover various situations and fields without losing initiative of anglers. Remarkable characteristics of these series are flexibility and sensitiveness of tip section to make lures swim more like real fish, and toughness of the butt section to pull heavy fish up to surface while applying the good amount of pressure on fish.

This BlueSniper shore casting series has been designed as a rod which will support you to make a right decision to land memorial fish.

BlueSniper series category page  
Details of each model are available from QR code on each model.  
YAMAGA Blanks Official Web site

BlueSniper Shore Casting Series Rod Detail



Reel seat: Up lock nut

Guide: SiC-S stainless frame K guide & SiC Ocean guide

[97MMH/100MH/106H/910H] Grip end: BRC



BlueSniper Series Model Data

Item	Reel	Length	Closed length	Weight	Suitable reel size	Lure	Target
103L PS	Spining	3135mm	1600mm	240g	D: 5000-6000 / S: 4000-6000	Pencil bait · Minnow · Popper · Metal jig	Yellow tail-10kg / Small plug available
96ML	Spining	2935mm	1500mm	223g	D: 5000-6000 / S: 4000-6000	Metal jig · Popper · Minnow · Pencil bait	Yellow tail-10kg / Recommended for use in harbor areas
100M	Spining	3070mm	1570mm	245g	D: 6000-8000 / S: 6000-8000	Pencil bait · Minnow · Popper · Metal jig	Yellow tail & Kingfish / Rocky Shore to Harbor Area
97MMH	Spining	2950mm	1515mm	296g	D: 6000-8000 / S: 6000-8000	Pencil bait · Metal jig · Popper · Minnow	Yellow tail & Kingfish & Amberjack / Rocky Shore to Harbor Area
100MH	Spining	3070mm	1575mm	307g	D: 8000-10000 / S: 8000-10000	Metal Jig · Popper · Pencil bait · Minnow	Yellow tail & Kingfish & Amberjack / for Rocky Shore
106H PS	Spining	3215mm	1650mm	325g	D: 8000-14000 / S: 8000-14000	Pencil bait · Minnow · Popper · Metal Jig	Kingfish & Amberjack / plugging recommended
910H	Spining	3030mm	1550mm	326g	D: 8000-14000 / S: 8000-14000	Metal Jig · Popper · Pencil bait · Minnow	Kingfish & Amberjack / Jigging recommended

BlueSniper 103L PlugSpecial Light Class Concept

**LURE** Jig~40g/Plug 15~40g **LINE** Max PE 2 **Price**  
**DRAG** Max 4kg/45°

This is "Light class concept" model for capturing the situation that Blue runner feeding small bait. You can cast tiny diving pencil comfortably without unwanted wobble and manipulate it as you wished to easily. It bends well and nicely to reduce loading of line even if you fish with fine PE line while accumulating power to keep even 10kg of yellow tail under control from rocky shore. Although "L" on the 103 as Light class concept, more power on butt section is loaded than 96ML.



Rod Detail Page



BlueSniper 96ML NANO Concept

**LURE** Jig~60g/Plug ~40g **LINE** Max PE 2 **Price**  
**DRAG** Max 3kg/45°

This is medium light shore jigging rod to aim small sized of yellowtail, amberjack and cero. This would be suited jigs around 40g, minnow around 10cm~14cm from break water or surf. You can handle it like a seabass rod but huge butt power is hidden in blank itself to keep even mid-sized Blue Runner under control. You can manipulate not only metal jig or minnow but also sinking pencil bait or vibration to have an advantage on situations that you are faced out there.



Rod Detail Page



BlueSniper 100M NANO Concept

**LURE** Jig~80g/Plug ~50g **LINE** Max PE 3 **Price**  
**DRAG** Max 4.5kg/45°

This is the mid power model which have been loaded toughness and lightness to aim blue runner around 3kg from pier or surf. You can take advantage of its length to aim fish that feeding in the distance with high accuracy. If you are going to fish at field where current flows rapidly and fish have caught tide, you can still keep it under control with this 100M. Even you are in a severe situation you will be able to have an advantage on fighting with monster fish.



Rod Detail Page



BlueSniper 97MMH NANO Concept

**LURE** Jig~100g/Plug ~60g **LINE** Max PE 4 **Price**  
**DRAG** Max 6kg/45°

BlueSniper 97MMH which is well tuned with flexible tip and powerful butt. It enable you to manipulate jig and plug at your will without failure thanks to its nice and flexible tip section. Especially when you use jig, it will reduce physical burden of angler thanks to its length. Yet 97MMH works well for Blue Runner around 3~5kg, you can fight against to even over 5kg without anxious because of its tough and tenacity butt section.



Rod Detail Page



BlueSniper 100MH NANO Concept

**LURE** Jig~120g/Plug ~80g **LINE** Max PE 4 **Price**  
**DRAG** Max 6kg/45°

This is the standard of New BlueSniper to aim Blue Runner around 4~5kg. If you fish with jig around 80~100g, plug around 60g we recommend you to choose this 100MH. Flexible tip section which have ability to manipulate lure sensitively and aggressively. Breathtaking butt power enable you to pull the monster fish up from bottom of the sea. This has been well balanced as all round model to cast and manipulate jig or plug at high level.



Rod Detail Page



BlueSniper 106H PlugSpecial NANO Concept

**LURE** Jig~130g/Plug ~100g **LINE** Max PE 5 **Price**  
**DRAG** Max 8kg/45°

This is the specialized model to manipulate plugs without any failure. You can cast even big diving pencil bait sized around 200mm, and also you can manipulate jigs up to 130g without any stress. Even when you try to aim Blue Runner that over 10kg from rough field as such as rocky shore or else, this 106H PS is going to be a huge advantage thanks to sensitiveness and lifting power which is attributable to NANOALLOY® technology from TORAY.



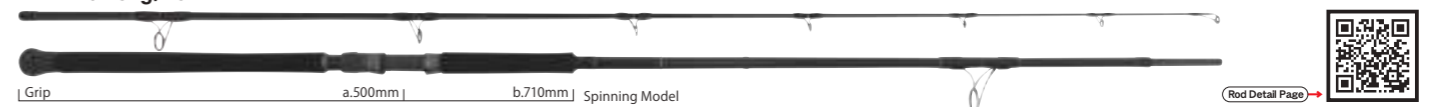
Rod Detail Page



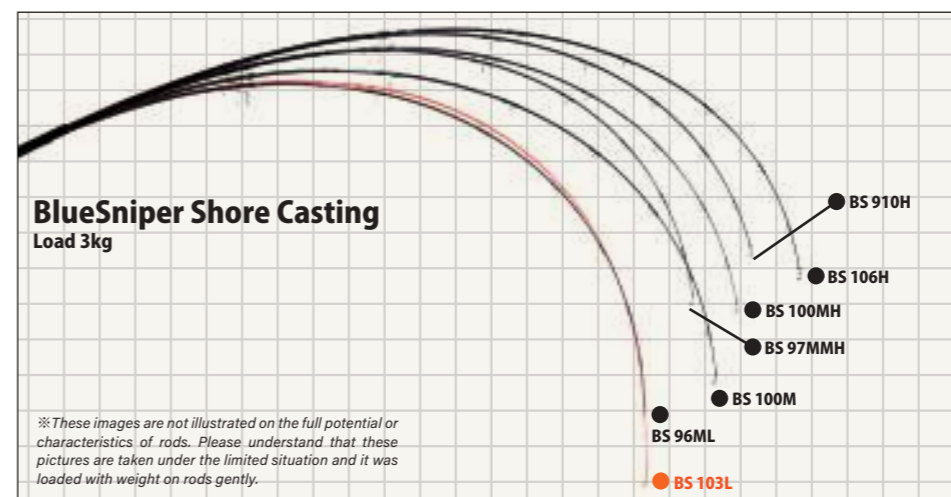
BlueSniper 910H NANO Concept

**LURE** Jig~150g/Plug ~120g **LINE** Max PE 5 **Price**  
**DRAG** Max 8kg/45°

This is the model which is tuned power and length perfectly to manipulate jig as you wish while reducing burden of anglers. You can cast heavy jig around 150g easily and when you fish at field where you are required skill and technique as such as deep, rough and current runs rapidly, you will be able to land even yellow fin tuna from shore thanks to that potential hidden inside of blanks. This is the one for angler who fish with jig mainly or looking for specialized model for metal jigs.



Rod Detail Page



- These are comparison images of BlueSniper shore casting series which are loaded 3kg weight on tip. Tip to belly section of BS103L have been designed to be very flexible for casting and manipulating small and light plug.
- It has little more power than 96ML on butt section and good to be used for aiming blue runner with small lure.
- 97MMH have been loaded same power as 100MH on butt section and more flexible tip section. Although 97MMH bend more than 100MH when applied 2kg load, you can see that almost same power employed on both of butt section when applied 3kg load. 100M have been designed to be slower action than others so whole blanks of 100M will be bent well even when small amount of load applied.
- Almost same power have been loaded on butt section of 910H and 106H. 910H is suit to metal jig and if you use plugs mainly, 106H is recommended. 910H have been loaded more repulsive force than 106H to manipulate heavy weight of metal jig comfortably and land fish smoothly.
- Load weight more and more, butt section of 106HPS bend more and huge power will be accumulated. Which means that it is easier to apply pressure on fish and physical burden of angler will be reduced with 106HPS.

※These images are not illustrated on the full potential or characteristics of rods. Please understand that these pictures are taken under the limited situation and it was loaded with weight on rods gently.



TROUT GAME CATEGORY

# Lupus

Trout game Model / 6 Lineup

- TARGET** Trout・Salmon
- GUIDE** TORZITE Titanium frame K Guide (Fuji)
- REEL SEAT** Original Wood grain sheet  
(51・61・71) Down lock  
(77・81・86M) UP lock
- SECTION & JOINT** 2pcs / Spigot Ferrule



▶Lupus series category page  
Details of each model are available from QR code on each model.  
YAMAGA Blanks Official Web site



The Lupus series are designed to cover the river systems from headwaters to the main-stream and possess the controllability required to maneuver the minnows to induce the bites in the intricate river currents. The sharp castability and the seamless bending curve will assist anglers to adequately twitch the lures in the strong currents, while the powerful butt section will smoothly pump the fish towards you. Yamaga Blanks believe that these are necessary qualities required in the river game. The Mountain-Stream models are for smaller streams running in the mountains and the Main-Stream models are for your larger rivers to target salmon and trout.

Lupus Series Rod Detail

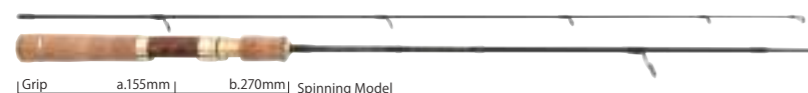


Lupus Series Model Data

Item	Reel	Length	Closed length	Weight	Suitable reel size	Target	Field
51	Spinning	1575mm	850mm	78g	D: LT1000-2000 / S: 1000 ~ 2000	Trout	Mountain stream
61	Spinning	1855mm	960mm	85g	D: LT2000 / S: 2000	Trout	Mountain stream
71	Spinning	2170mm	1110mm	96g	D: 2000-2500 / S: 2000-2500	Trout	Mountain stream・Backwater・Main stream
77	Spinning	2315mm	1175mm	126g	D: LT2500-3000C / S: 2500-C3000	Cherry salmon	Main stream・Mountain stream・Backwater
81	Spinning	2470mm	1270mm	129g	D: LT2500-3000C / S: 2500-C3000	Cherry salmon	Main stream・Backwater・Sea
86M	Spinning	2610mm	1340mm	140g	D: LT2500-4000C / S: 2500-3000	Cherry salmon	Main stream・Backwater・Sea


## Lupus 51 Mountain Stream Model

LURE 1~7g LINE 2~6lb Class Price



## Lupus 61 Mountain Stream Model

LURE 2~10g LINE 3~8lb Class Price



This is short length trout rod to perform at its full potential on the mountain stream as known as small and varied. We have been loaded high ability of cast and manipulation of lure to fish on headwaters of mountain stream where the tough for anglers. You will be able to cast comfortably and once you have hooked fish up no matter how big it is, you will be fascinated with power and beautiful bending curve. It will be also recommended if you fish on the river where restricted area such as narrow and bushy in summer time.

This is the basic length model to cover various situation on the river. One of the remarkable characteristic of Lupus 61 is wide range of use of lures to search selective trout in various ways. You will be able to cast lightly without any stress while being loaded enough power on butt section to keep large trout under control. We believe that you will never leave it behind when you go to fish because of potential within blanks.



## Lupus 71 Mountain Stream Model


LURE 3~12g LINE 4~10lb Class Price



This is the one for wide and deep river. This is well balanced middle length trout rod which is good to be used at not only just wide area but also pool or back water of dam. You will keep large trout under control with its powerful butt section and you will be able to hook small trout up smoothly with its sensitive and flexible tip section. Of course it has been loaded versatility to manipulate not only minnow but also spoon.

## Lupus 77 Main Stream Model

LURE 4~25g LINE 6~20lb Class Price



This is light class rod for Cherry Salmon. This will be matched to fish on main stream not only Cherry Salmon but also to large Yamame or Rainbow trout larger than 60cm, even good for land locked cherry salmon. This have been loaded more flexibility than other model so there will be less chance of hooking off. We believe that this is excellent light class rod to sense small bite and full of potential of this rod will be taken out when tough situation that angler have to concentrate on contact from fish which might be able to get only once a day.

## Lupus 81 Main Stream Model

LURE 5~28g LINE 8~20lb Class Price



81 is good to be used with every kinds of minnows or sinking pencil and remarkable characteristic of it is sensitive tip section with superb sharpness which is enable anglers to manipulate lure at their own will and set hook on easily even lure is in the rapid current. These have been loaded high versatility which is enable angler to use plugs or spoons for Cherry Salmon with amazing cast feeling.

## Lupus 86M Monster Cherry


LURE 8~30g LINE 10~24lb Class Price



86 Monster Cherry will suit to the monster hunter who is aiming at trophy fish over 70cm. Compared to other 3 models, this 86 Monster Cherry have been loaded huge power on it. It have gotten more than enough butt power to fight against monster fish without losing sharpness to cast rhythmically, sensitivity to manipulate lure delicately. We can proudly say that this would be flagship model of Lupus series. We have built this up with the knowledge and experiences that have been cultivated from fishing for big one in saltwater so that this is more than enough to be called Monster Cherry for sure.

## Lupus BENDING CURVE

- Lupus Mountain Stream model
- Lupus Main Stream model
- Comparison Reference Model
- BlueCurrent III 53 & 53/B & 510



※These images are not illustrated on the full potential or characteristics of rods. Please understand that these pictures are taken under the limited situation and it was loaded with weight on rods gently.

●These are comparison images of Lupus Mountain Stream Models and Lupus Main Stream Models which are loaded 250g weight on tip. All of these models are given lightness that you will sense while casting, and natural power on the blanks that you would definitely noticed while fishing. Compared to mountain stream models, Lupus Main Stream Models has gotten more power on the butt section. You will be able to sense it when you hooked big one in the stream. 86M Monster Cherry is not only just stiff rod. You will be realized that more power will be loaded on blanks when it is bent more and more while you are on fighting. ●For reference, we have also included the Trout models of 53 and 510 in the BlueCurrent III series. Although these 3 models from the BlueCurrent series are easy to twitch your minnows, it is no comparison to the Lupus series, which were designed for minnowing.



YAMAGA Blanks 2023  
OFF-SHORE  
JIGGING and CASTING CATEGORY

2023 New Tai-rubber Series

**SeaWalk** *Tairubber*

Light Jigging Series

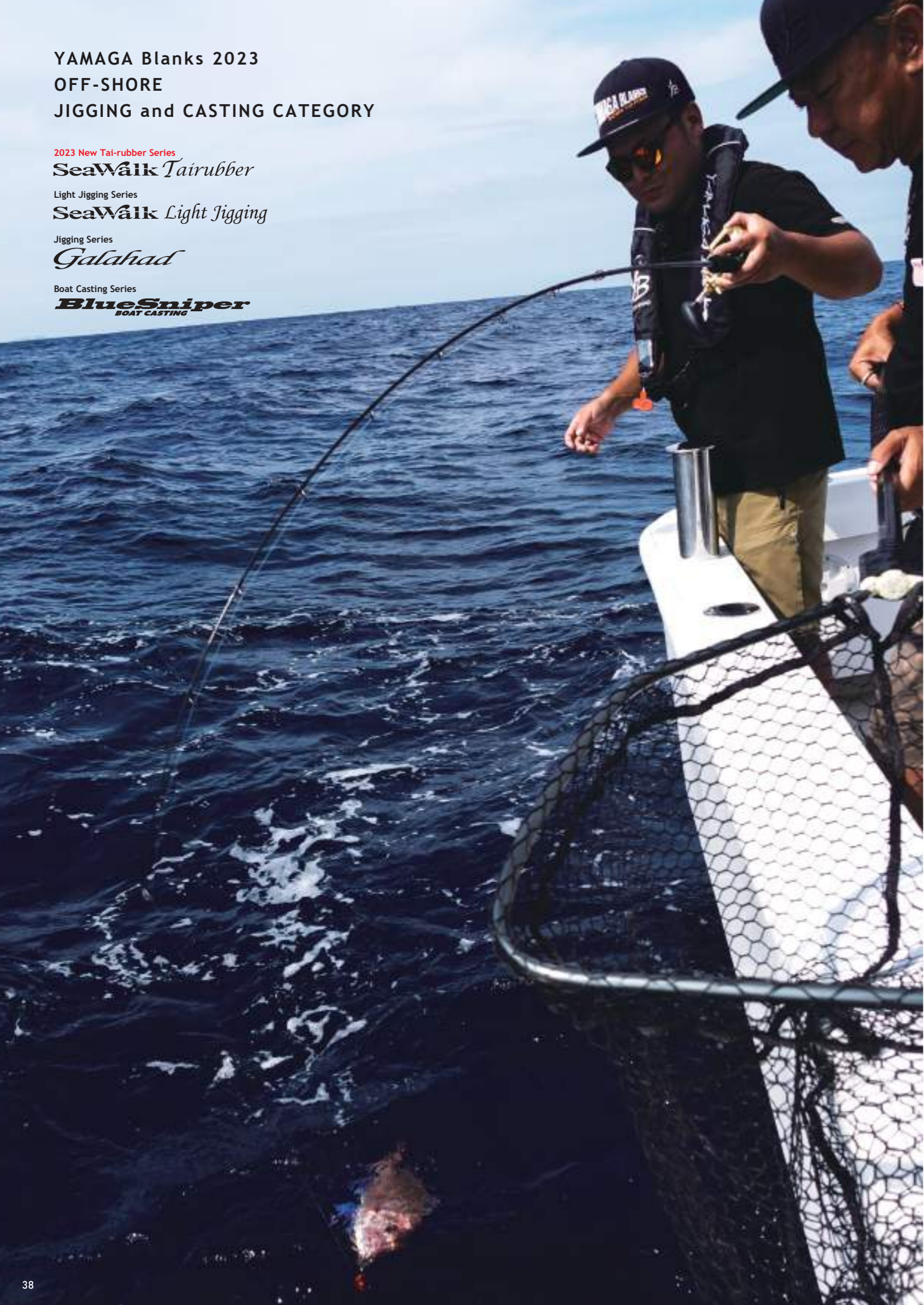
**SeaWalk** *Light Jigging*

Jigging Series

**Galafhad**

Boat Casting Series

**BlueSniper**  
BOAT CASTING



TYPE: AUTOMATIC  
SeaWalk *Tairubber 70AT*  
TYPE: DEEP  
SeaWalk *Tairubber 611D*  
TYPE: SENSITIVE  
SeaWalk *Tairubber 72S*  
TYPE: FAST  
SeaWalk *Tairubber 60F*

Tai-Rubber Game CATEGORY

**NEW SERIES**

# SeaWalk *Tairubber*

Tairubber Model / 4 Lineup



SeaWalk Tairubber series category page  
Details of each model are available from QR code on each model.  
YAMAGA Blanks Official Web site

To seek the possibility of tai rubber game.

The SeaWalk Tairubber series will be reborn in 2023 with a totally new design and concept. There are various methods to target Snapper around the world and Tairubber is just one of them. There are seasonal patterns, varying sea conditions depending on the area, simple reeling methods to highly technical approaches for targeting snapper with the Tairubber. For the new SeaWalk Tairubber series, we have differentiated the categories for the 4 rods depending on style and conditions rather than rod power to set them apart from one another. We have an "AT" (automatic) type for simple reeling of the tairubber, allowing for automatic setting of the hook. The "D" (Deep) type to decipher the complicated currents in deep (100m+) channels and straits. The "S" (sensitive) type, with the most flexible tip of the series, to capture the slightest bites of the spooky fish in the shallows area. Last but not least, the "F" (Fast) type which is a highly sensitive rod to swiftly hook up the fish with the high responsiveness. Our goal was to produce "equipment that will allow anglers to enjoy any given sea conditions". Equipped with not only the lightness of a light game rod, but also the sensitivity and strength, these blanks will be the extension to your arm enabling anglers to go head to head with monstrous snapper exceeding 80cm in length. We hope you can experience our exquisite blanks that will shine a new light into your snapper game.

Released in spring 2023





# AT

## TYPE : AUTOMATIC

"AT" (Automatic) type for simple reeling of the tai rubber, allowing for automatic setting of the hook.



[Rod Detail Page](#)

# SeaWalk Tairubber 70AT

Price

**LURE** 60~150g (Tai rubber) **LINE** PE 0.6~1.0


Rod Detail

Length : 2143mm (Closed length: 1624mm) Weight: 134g  
 Section : 2pcs (Grip Joint)  
 Guide : SIC-S Stainless frame K Guide / Spiral guide (Fuji) Reel Seat : PULS17  
 Suitable reel size : D:100~200 / S:100~300

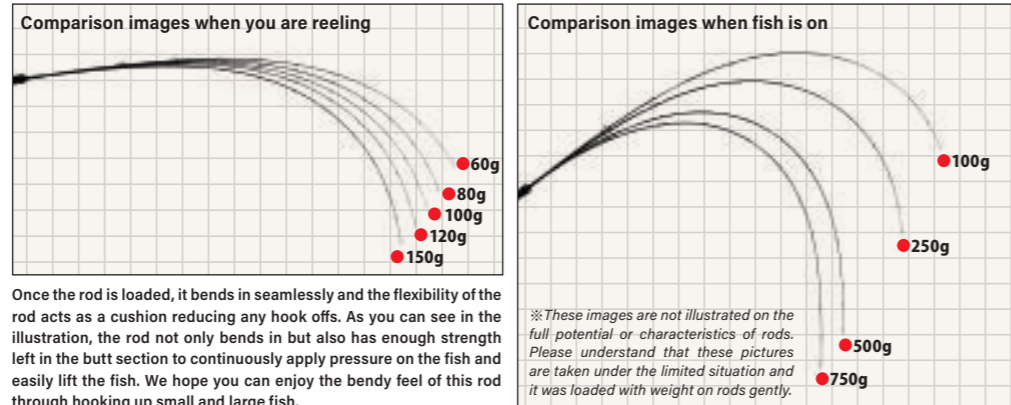
This is an all rounder Tairubber model which will allow for more automatic hooking of the fish. The astounding bending curve and lifting power will bring about a new fighting style for you.

This is a specialized model to automatically hook up snapper by simply continuing to reeling in your rig following the small nibbles which frequently occur prior to the main bite. The automatic yet smooth hooking of the fish is brought on by the flexible yet powerful blank. In addition, the 70ft length blank will absorb the rocking of the boat and allow for a more stable retrieval of your tairubber resulting in increased bites from the snapper. The thin yet outstanding strength in the butt section will allow anglers to easily lift the monstrous snapper from the deep while absorbing the neck shaking of the large fish. This model is the backbone for the series and can be recommended for use in various field conditions.

**Recommended field** Depth to about 30m~100m



### SeaWalk Tairubber 70AT BENDING CURVE



Once the rod is loaded, it bends in seamlessly and the flexibility of the rod acts as a cushion reducing any hook offs. As you can see in the illustration, the rod not only bends in but also has enough strength left in the butt section to continuously apply pressure on the fish and easily lift the fish. We hope you can enjoy the bendy feel of this rod through hooking up small and large fish.

# D

## TYPE : DEEP

"D" (Deep) type to decipher the complicated currents in deep (100m+) channels and straits.



[Rod Detail Page](#)

# SeaWalk Tairubber 611D

Price

**LURE** 100~250g (Tai rubber) **LINE** PE 0.8~1.2


Rod Detail

Length : 2125mm (Closed length: 1550mm) Weight : 179g  
 Section : 2pcs (Grip Joint)  
 Guide : SIC-S Stainless frame K Guide / Spiral guide (Fuji) Reel Seat : PLS18  
 Suitable reel size : D:200~300 Electric reel:200 / S:200~300 Electric reel:600

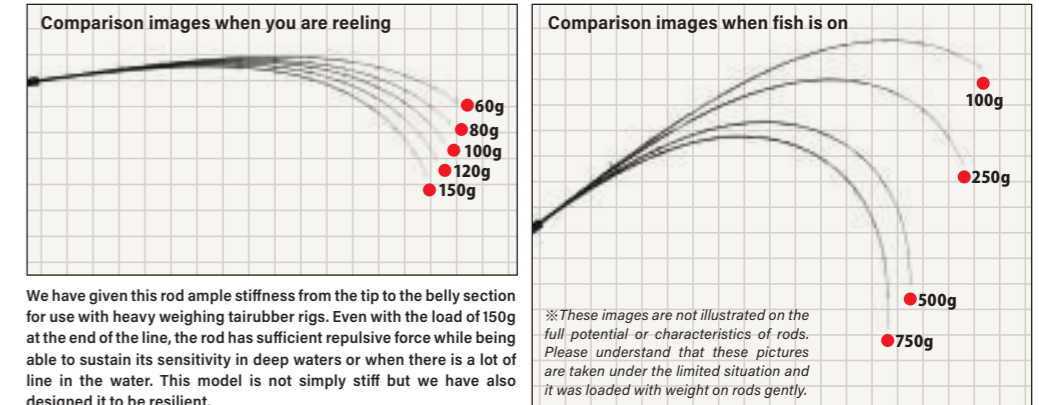
This is a specialized model packed with the characteristics which enable anglers to head out to the deep waters to easily and lightly handle the heavy Tairubber rigs.

Anglers will have to utilize heavy weight Tairubber jigs when fishing in 100m of water. This model is specifically designed to enable anglers to easily handle these heavy rigs. The blank was shaped to reduce the heavy load on the angler during the reeling of the heavy rig from the deep waters in intricate current conditions. Needless to say, the rod possesses outstanding butt power to lift the snapper from the deep and the longish designed front grip also allows anglers to pump the rod with the grip end on your waist and allows for use with electronic reels. We were able to create this rod with attention to the smallest detail in components for anglers to enjoy the Tairubber game in the deep waters.

**Recommended field** Depth to about 50m~150m



### SeaWalk Tairubber 611D BENDING CURVE



We have given this rod ample stiffness from the tip to the belly section for use with heavy weighing tairubber rigs. Even with the load of 150g at the end of the line, the rod has sufficient repulsive force while being able to sustain its sensitivity in deep waters or when there is a lot of line in the water. This model is not simply stiff but we have also designed it to be resilient.



[Rod Detail Page](#)





# S TYPE : SENSITIVE

"S" (sensitive) type, with the most flexible tip of the series, to capture the slightest bites of the spooky fish in the shallows area.

[Rod Detail Page](#)



## SeaWalk Tairubber 72S

Price

**LURE** 30~100g (Tai rubber) **LINE** PE 0.4~0.8


Rod Detail

Length : 2185mm (Closed length: 1118mm) Weight : 100g  
 Section : 2pcs (Center cut • Put over Ferrule)  
 Guide : SiC-S Stainless frame K Guide(Fuji) Reel Seat : PMTS17  
 Suitable reel size : D:100~200 / S:100~200

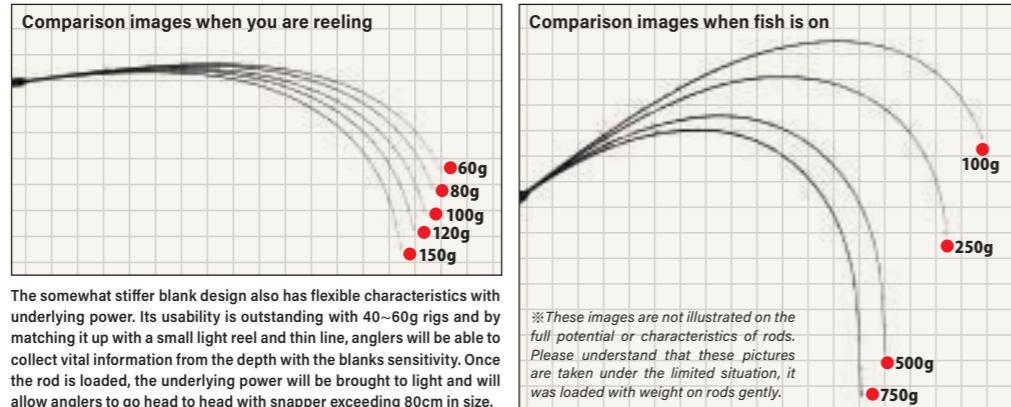
This is a super sensitive model built with a flexible and highly sensitive tip to sense out the most minute bites.

This is the sensitive Tairubber model packed with our expertise and knowledge from producing light game rods. It has the most flexible tip section of the series and its outstanding sensitivity will allow anglers to successfully hook up the slightest of bites. The delicate tip will transmit the vital information of the current and the slightest nibbles from the fish through the sensitive blank and successfully lead to a hookup. This model will become your biggest asset in situations where the fish are reluctant to take a proper bite when the boat is barely drifting and the flow of the current is super weak.

**Recommended field** Depth to about 20m~80m



### SeaWalk Tairubber 72S BENDING CURVE



The somewhat stiffer blank design also has flexible characteristics with underlying power. Its usability is outstanding with 40~60g rigs and by matching it up with a small light reel and thin line, anglers will be able to collect vital information from the depth with the blanks sensitivity. Once the rod is loaded, the underlying power will be brought to light and will allow anglers to go head to head with snapper exceeding 80cm in size.

# F TYPE : FAST

"F" (Fast) type which is a highly sensitive rod to swiftly hook up the fish with the high responsiveness.

[Rod Detail Page](#)



## SeaWalk Tairubber 60F

Price

**LURE** 60~120g (Tai rubber) / ~100g (Jig) **LINE** PE 0.6~1.0

Rod Detail

Length : 1853mm (Closed length: 950mm) Weight : 100g  
 Section : 2pcs (Center cut • Put over Ferrule) Tip : Carbon Solid  
 Guide : SiC-S Stainless frame K Guide(Fuji) Reel Seat : PMTS17  
 Suitable reel size : D:100~200 / S:100~300

This is the highly responsive Tairubber model with a highly repulsive blank for a more aggressive approach to the snapper game.

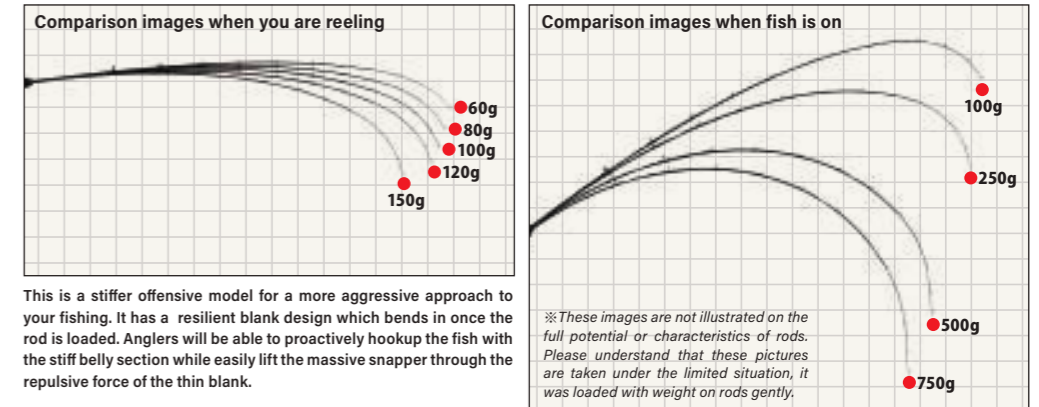
More specifically, the rod is built up of a carbon solid tip to feel the minute changes in currents and bites and the highly responsive belly section allows anglers to swiftly and aggressively hookup the fish. Although it is short in length with a stiffer blank, the smooth blank taper will reduce the instability when reeling in your rig, enabling anglers to maintain their concentration and aggressively hook up at your will. Furthermore, the highly responsive blank will allow for use with small snapper jigs. We highly recommend this model for those anglers who like to use both Tairubber rigs and snapper jigs depending on the fishing conditions.

**Recommended field** Depth to about 30m~100m



**Precaution for carbon solid tip model**  
 The material of carbon solid tip is extremely delicate and fragile. So please be careful with shock of impact and handle gently when you fish and stored them with care. Although you can fish in properly use with them, it might be cause of breakage of carbon solid tip if you retrieve your lure too much or wind up knot into top guide.

### SeaWalk Tairubber 60F BENDING CURVE



This is a stiffer offensive model for a more aggressive approach to your fishing. It has a resilient blank design which bends in once the rod is loaded. Anglers will be able to proactively hookup the fish with the stiff belly section while easily lift the massive snapper through the repulsive force of the thin blank.

※ These images are not illustrated on the full potential or characteristics of rods. Please understand that these pictures are taken under the limited situation, it was loaded with weight on rods gently.



LIGHT JIGGING CATEGORY

# SeaWalk Light Jigging

Light Jigging Model / 6 Lineup



SeaWalk Light Jigging series category page  
Details of each model are available from QR code on each model.  
YAMAGA Blanks Official Web site



You can aim Grunt, Horse mackerel, Blue runner, Rockfish, Sea bream or Hairtail systematically with these line up of Seawalk series. Blanks of light Jigging series have been employed flexibility on tip, high operational performance on belly section and huge power on butt section to keep large fish under control especially when you use Tungsten-Jig.

The most important factor of "light jigging" with Tungsten-jig is how rod itself make jig swim naturally and shift to let it fall with quick response automatically. Of course it is also important for fine result to sense condition of the sea, then adjust jig weight to your PE line. That is the reason why we have pursued high sensitivity and flexible tip section to let Jig swim naturally. As we have explained already, you do not have to worry if bigger fish than you have expected is on. All models of light jigging series have been loaded enough power to keep huge fish under control.


**TARGET** Bluerunner · Rockfish · Grunt · Horsemackerel · Hairtail · Flatfish · Seabass

**GUIDE** SiC-S stainless frame K guide (Fuji)

**REEL SEAT** (Spinning model) VSS16 (Fuji) / UP Lock  
(Overhead reel model) PULS17 (Fuji) / Down lock

**SECTION & JOINT** 2pcs (Grip-Joint)

SeaWalk Light Jigging Series Rod Detail



SeaWalk Light Jigging Series Model Data

Item	Reel	Length	Closed length	Weight	Suitable reel size	Target	Lure
67UL	Spinning	2015mm	1570mm	102g	D: LT2000-2500 / S: 2000-C3000	Bluerunner · Rockfish · Grunt · Horsemackerel	Metal jig (Up to 80g is available if you just reeling)
64L	Spinning	1935mm	1475mm	114g	D: LT2500-4000C / S: C3000-4000	Bluerunner · Rockfish · Grunt · Horsemackerel	Metal jig (Up to 120g is available if you just reeling)
64ML	Spinning	1935mm	1475mm	115g	D: LT2500-4000C / S: C3000-4000	Bluerunner · Rockfish · Hairtail · Bream	Metal jig (High pitch jerking is available)
B66L	Overhead reel	1985mm	1525mm	131g	D: 100-200 / S: 100-300	Bluerunner · Rockfish · Hairtail · Bream · Seabass	Metal jig · Tairubber
B66ML	Overhead reel	1985mm	1525mm	131g	D: 100-200 / S: 100-300	Bluerunner · Rockfish · Hairtail · Bream · Seabass	Metal jig · Tairubber
B65M	Overhead reel	1960mm	1490mm	128g	D: 100-200 / S: 100-300	Bluerunner · Rockfish · Hairtail · Bream	Metal jig (Up to 250g is available if you fish with slow pitch jerking)



## SeaWalk Light Jigging 67UL

**LURE** Jig 15~40g / Cast Max 25g  
**LINE** PE 0.4~0.8

Price



Rod Detail Page



## SeaWalk Light Jigging 64L

**LURE** Jig 30~80g / Cast Max 35g  
**LINE** PE 0.6~1

Price



Rod Detail Page



## SeaWalk Light Jigging 64ML

**LURE** Jig 60~120g / Cast Max 50g  
**LINE** PE 0.6~1.2

Price



Rod Detail Page



## SeaWalk Light Jigging B66L

**LURE** Jig 40~80g **LINE** PE 0.6~1

Price



Rod Detail Page



## SeaWalk Light Jigging B66ML

**LURE** Jig 40~120g **LINE** PE 0.8~1.2

Price



Rod Detail Page



## SeaWalk Light Jigging B65M

**LURE** Jig 60~150g **LINE** PE 0.8~1.5

Price



Rod Detail Page



This is the ultra-light class of light-jigging series to aim Grunt, Horse mackerel or else on shallow water with light weight jigs (around 20g). Combination of super fine PE line and Tungsten-jig make super light jigging possible to aim school of Grunt with falling action or Horse mackerel on the very bottom of the sea. And you will be able to cast jigs up to 25g or let jig up to 40g swim naturally in the 40m depth of water without any stress so you can aim variety of target depend on depth of water systematically. It is bent nicely when sea bream over 80cm or blue runner around 5kg without losing initiative.

This is the standard model for light-jigging with Tungsten-jig on inshore. If you wish to cast jig up to 35g compactly or if you wish to cast Tungsten jig or Tai rubber jig to search target widely around 30-60m depth of the sea, belly and butt section which have been loaded moderate stiffness and strength make it possible. Thanks to performance of well-balanced tip and belly section, you can manipulate jig up to 80g on 80m depth of the water and you can keep jig swimming naturally without too much kickback.

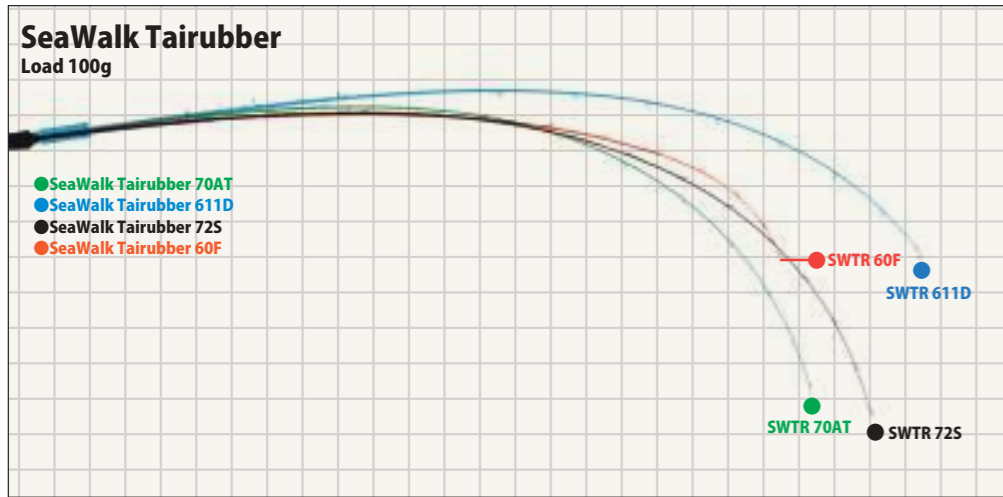
This is the heaviest model of spinning model in this series. It will suit to deep area such as 50m-100m depth or field that current running rapidly. You can cast jig up to 50g. At the situation of vertical and horizontal fishing, you can handle jig up to 120g without any stress. You will notice that strength of butt section of 64ML once bigger fish than you expected is on. Taking advantage of cast ability and falling speed as spinning model, this 64ML will be the huge advantage if you fish on the sea very deep or current running rapidly.

This 66L have employed high versatility to fish with Tungsten-Jig on 20m-50m depth of the sea. It will good to be used for Tairubber game thanks to its flexible tip section and belly section which have moderate stiffness with high sensitivity to let you notice vital information or slightly changes of current. If you wish to aim Hair tail or Sea bass on bay area and try not to let jig move too much, this 66L will make it easier than other models for sure.

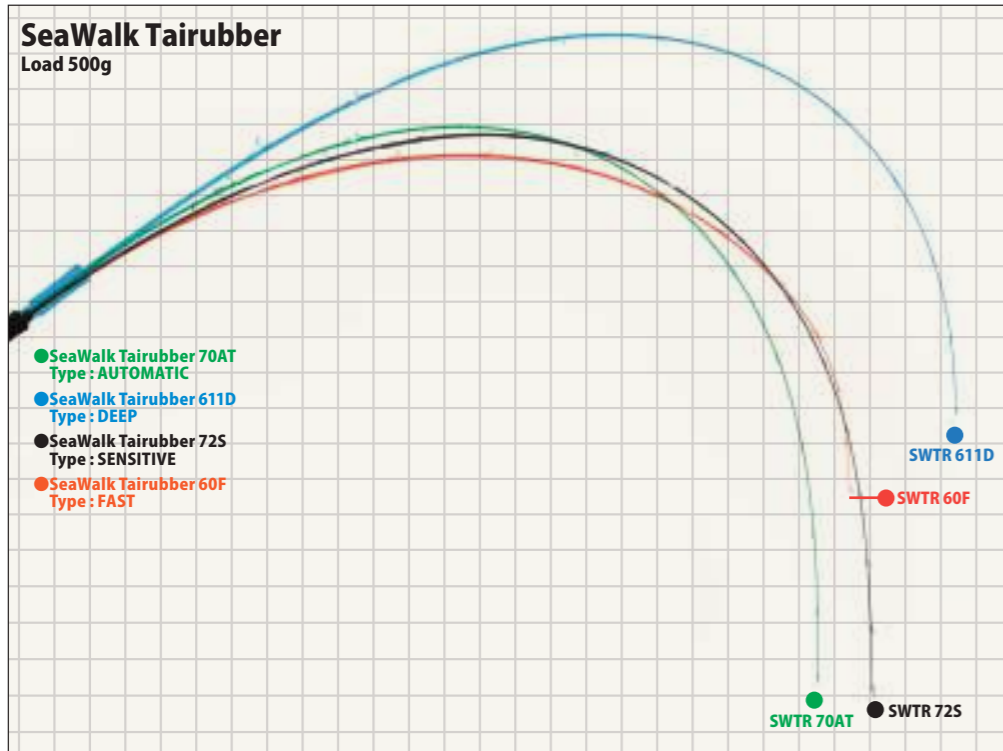
66ML have characteristic to cover wide range of depth of the sea (30m-80m) thanks to its well-balanced sensitiveness and powerfulness. Even you fish with Tungsten-jig, you will never lose response speed of jerk taking advantage of high sensitivity and manipulate ability thanks to characteristics of overhead model. It is also good to be used for Tairubber game in deep area(80m-100m) or current running rapidly.

This 65M is the most powerful model of light-jigging series which is good to be fished in high population of blue runner. Compared to other models of light-jigging series, it have been loaded a little stiffer blank than other and you can enjoy manipulating jig manually with this 65M at your will. You can handle 80g-150g of Tungsten-jig comfortably with it. If you are going to fish in 100m depth of water or rapid area with fine line, we recommend you to take this 65M.

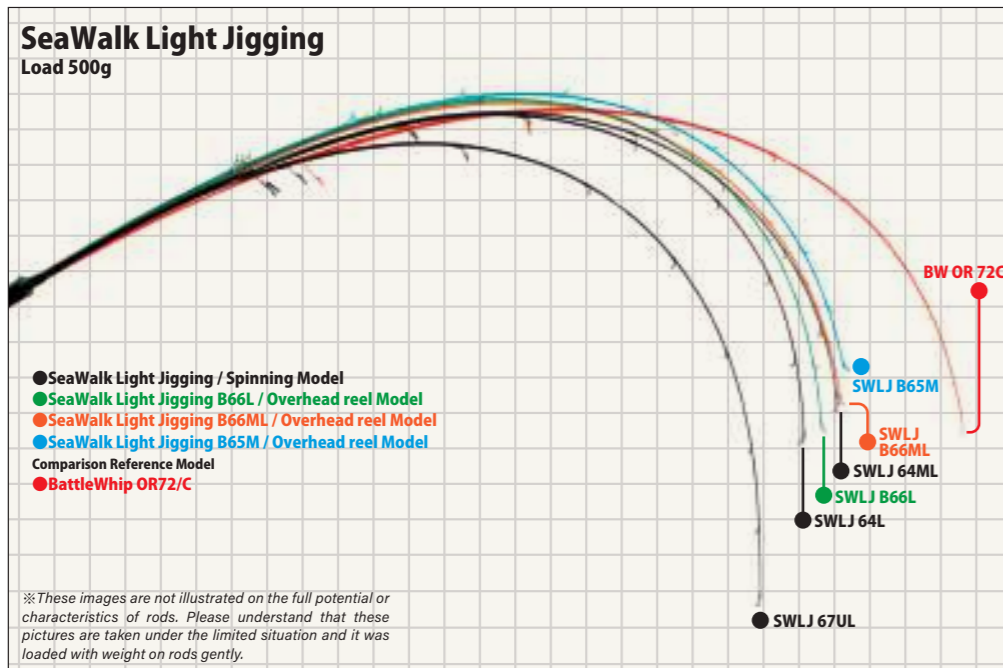




The picture illustrates the bending curve of the SeaWalk Tairubber series with a static load of 100g. Although each model has its distinct characteristics, all models are built to easily hook up the fish, allowing for usage of these rods throughout the world. The 70AT is the most standard model of the series allowing for use in various depths and wide range of tairubber weights. The stiffer 60F is ideal for use with jigs in addition to the use of Tairubber rigs for anglers to aggressively hookup aggressive bites.



The picture illustrates the bending curve of the SeaWalk Tairubber series with a static load of 500g. As you can see in the illustration, each model has a distinct bending curve yet possessing the power to go head to head with monstrous snapper over 80cm in length. The powerful and resilient 611D is especially designed to easily fight large snappers in deep and fast flowing currents. Other models also possess the repulsive force and power yet being more flexible and bendy to absorb the strength of the fish.



The picture illustrates the difference in the bending curve of the SeaWalk light jigging series with reel and line set through the guides with a static load of 500g. Although the power class may be the same, the spinning rods and bait-casting rods have a totally different curve and characteristics. What they do have in common though is the outstanding butt power. You can see that the UL is bending over yet possessing comparative butt strength to the rest of the series. All models can target fish over 5kg and the power class generally describes the difference in the blanks strength to give you an ideal of which rod to choose depending on depth you fish and jig weight you may use. The BattleWhip OR72/c is also included in the diagram for your reference. Although this model is for boat-egging (squid jigging), it is a very versatile rod able to handle light jigging and casting.

※These images are not illustrated on the full potential or characteristics of rods. Please understand that these pictures are taken under the limited situation and it was loaded with weight on rods gently.

Galahad



JIGGING CATEGORY

# Galahad

Jigging Model / 9 Lineup



◀ Galahad series category page  
Details of each model are available from QR code on each model.  
YAMAGA Blanks Official Web site



- TARGET** Bluerunner · Tuna
- GUIDE** SIC-S stainless frame K guide (Fuji)  
(526S · 526B) SIC Ocean Guide(Fuji)
- REEL SEAT** (632S · 633S · 634S · 585S) DPS18 (526S) DPS20  
(622B · 623B · 624B) PLS18 (526B) T-DPS20 (Fuji)  
(Spinning model) UP lock  
(Overhead reel Model) Down lock
- SECTION** 1pc

Galahad from YAMAGA Blanks which has been designed as 1 pc model to taking advantage of bending curve and repulsive force as a jointless stick are line up for jigging game.


632S,633S and 634S have been loaded flexible tip section to let jig swim naturally and moderate repulsive force on belly and butt section to let jig move rhythmically. 585S and 526S high elasticity to let jig move speedy and aggressively when you jerk vertically.

We have succeeded to load high sensitivity to sense small vital information, ease of manipulation to reduce physical burden and high speed of response to transfer your input power. You can jerk both short and long strokes as you wish easily. 3 models for electric reel which are enhanced durability and tenacity against continuous jerking action.

Galahad series have been developed well to cover various situation and method.



**Galahad Series Rod Detail**



**Galahad 632S**

**LURE Jig Max 140g** **LINE Max PE 2** **Price**  
**DRAG Max 3kg/45°**

This is the lightest model of spinning which have high flexibility on tip and belly section. Although it has flexibility and high sensitivity to sense slightly changes of current and reducing the chance of breaking line or hook, once loaded heavily tough butt section keep unexpected huge fish under control. If you focus to input the load on belly section, jig will swim very smoothly without unnatural movement.



**Galahad 633S**

**LURE Jig Max 180g** **LINE Max PE 3** **Price**  
**DRAG Max 4kg/45°**

You can call this 633S all-rounder of inshore jigging model. Sometimes you have to do one pitch jerk on horizontally, combination jerk on vertically with just one stick. 633S work well on various kind of jigging situation as an all-rounder. You can sense even a small vital information so if the target would not take your jig then you can switch the rhythm of jerking to let them bite. If you fish with jig around 150g please take 633S or if you use around 120g mainly, 632S is the best choice.



**Galahad 634S**

**LURE Jig Max 220g** **LINE Max PE 4** **Price**  
**DRAG Max 6kg/45°**

If you face the situation that you are required to move long jig naturally, to input load effectively on deep or rapid area, even on horizontally jigging in windy condition, 634S will cover all of these without any anxious. You will realize that 634S have massive power to fight with kingfish at shallow or rough reef. The versatility of 634S enable you to jerk in one pitch or combinational jerk if you necessary to approach with different method.



**Galahad 585S**

**LURE Jig Max 280g** **LINE Max PE 5** **Price**  
**DRAG Max 8kg/45°**

585S have been designed to control the game of kingfish or amberjack without losing initiative. Short and fine blank of 585S enable you to jerk jig aggressively does not matter the shape of Jig to approach the target. Of course, butt section has enough power to keep giving pressure on fish with PE5. If you wish to fall jig vertically and jerk aggressively to aim huge one at fish bed or rough reef, 585S is the perfect choice for sure.



**Galahad 526S**

**LURE Jig Max 350g** **LINE Max PE 6** **Price**  
**DRAG Max 12kg/45°**

If you wish to aim great amberjack, large dogtooth tuna around 200m depth of water or huge kingfish feeding on the fish bed, this 526S which is specialized for high pitch jerk will be perfect choice. You can transfer your loading to metal jig with small motion easily thanks to the high modulus design of blank. So, you can jerk very quickly as you wish to even in quite deep water. Although it has toughness and durability to keep unexpected big target under control on butt section, it bends much smoother than you expected.



**Galahad 622B**

**LURE Jig Max 150g** **LINE Max PE 2** **Price**  
**DRAG Max 3kg/45°**

This is the lightest model for overhead reel to be used on near shore with PE line up to 2. You can approach the target with various action as such as natural swimming action focused on tip section, high speed short pitch jerking concentrate on belly and butt section or long fall action to cover various situation thanks to sensitivity and lightness of blank itself. If you wish to aim yellowtail or kingfish delicately with fine line, 622B is the one.



**Galahad 623B**

**LURE Jig Max 200g** **LINE Max PE 3** **Price**  
**DRAG Max 4kg/45°**

If you wish to give metal jig various kind of action as such as one pitch jerk in slow tempo, long fall or high pitch jerk with just one stick, we recommend you to pick this 623B. It has high sensitivity to sense what is happening in the deep water so you will be able to switch the way of approach depends on situations. It have been achieved high standard as overhead reel jigging tackle to aim yellowtail, kingfish or amberjack technically without any anxious and stress.



**Galahad 624B**

**LURE Jig Max 250g** **LINE Max PE 4** **Price**  
**DRAG Max 6kg/45°**

This 624B is supposed to be chosen by anglers who is pursuing large kingfish or amberjack with PE4. 624B covers various way of approach as such as not only high pitch action thanks to blank which can transfer your loading of power very well but also good at long fall action in slow pitch. The potential of 624B will be shown by anglers especially who fish at deep or rapid area mainly to set hook on the target as you have planned exactly.



**Galahad 526B**

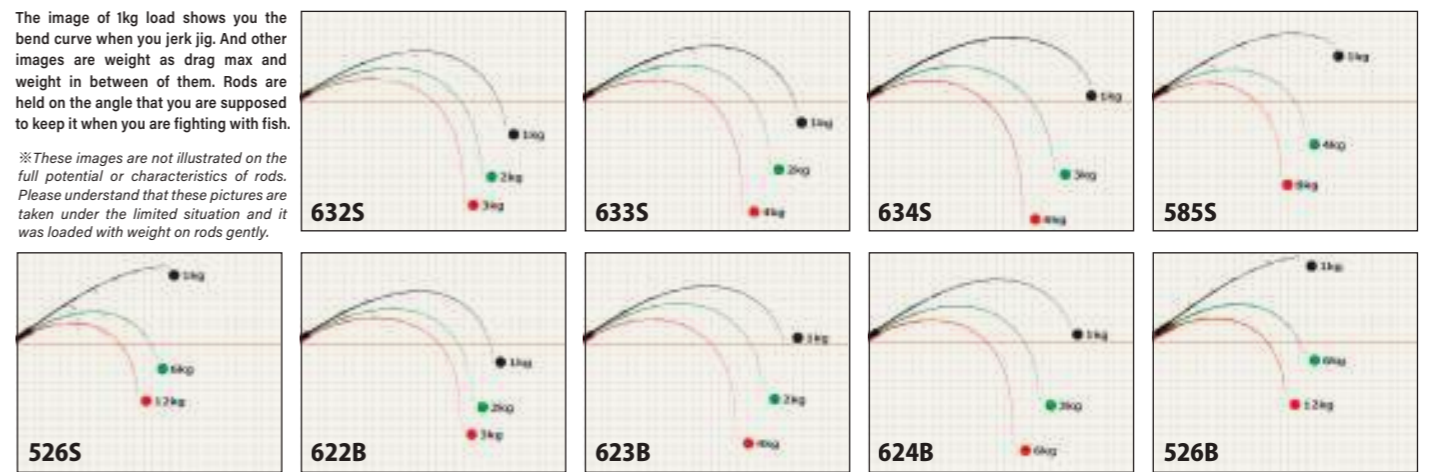

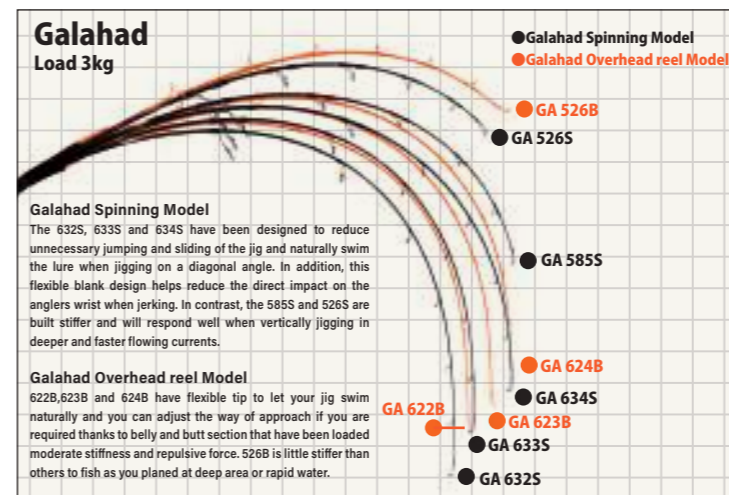
**LURE Jig Max 350g** **LINE Max PE 6** **Price**  
**DRAG Max 12kg/45°**

This is the overhead reel model as same blank as 526S. It is specialized overhead reel model to aim large amberjack or dogtooth tuna on water up to 200m depth or heavy and rapid area. Moderate stiffness of this blank will reduce physical burden of angler. The sensitiveness hidden in blank of it will let you sense slightly changes of current and help you to jerk jig delicately. You can hold the rod on the gimbal belt or under your arm while enjoying the bend curve of this 526B.



**Galahad Series model data**

Item	Reel	Length	Weight	Suitable reel size	Target	Field	Recommended jig action
632S	Spinning	1915mm	169g	S · D: 5000-6000	Blue-runner	Depth to about 60m	Vertical jerk / Bevel jerk
633S	Spinning	1915mm	178g	S · D: 5000-6000	Blue-runner	Depth to about 80m	Vertical jerk / Bevel jerk
634S	Spinning	1915mm	196g	S · D: 6000-8000	Blue-runner · Tuna	Depth to about 100m	Vertical jerk / Bevel jerk
585S	Spinning	1745mm	212g	S · D: 8000-10000	Huge Blue-runner · Tuna	Depth to about 120m	High-pitch jerk / Vertical jerk / Bevel jerk / Long-pitch jerk
526S	Spinning	1585mm	304g	S · D: 10000-20000	Huge Blue-runner · Tuna · etc	Depth to about 150m	High-pitch jerk / Vertical jerk / Bevel jerk / Long-pitch jerk
622B	Overhead reel	1890mm	187g	S · D: 1000-1500	Blue-runner	Depth to about 80m	Vertical jerk / Bevel jerk
623B	Overhead reel	1890mm	188g	S · D: 1000-2000	Blue-runner	Depth to about 100m	Vertical jerk / Bevel jerk
624B	Overhead reel	1890mm	191g	S · D: 2000	Blue-runner · Tuna	Depth to about 120m	Vertical jerk / Bevel jerk / Shallow and deep area
526B	Overhead reel	1585mm	303g	S · D: 3000-4000	Huge Blue-runner · Tuna · etc	Depth to about 200m	High-pitch jerk / Vertical jerk / Bevel jerk / Long-pitch jerk





JIGGING CATEGORY

# Galahad 電



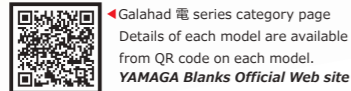
Electric Reel Jigging Model / 3 Lineup

**TARGET** Bluerunner・Tuna **GUIDE** SIC-S stainless frame K guide (Fuji) (586B電) SIC Ocean Guide(Fuji)


**REEL SEAT** TCS18 (Fuji) / Down lock **SECTION & JOINT** 1pc



The Galahad “電” are series especially designed for jigging with electric reels. These electric reels create a unique jig action which is difficult to replicate with ordinary reels that sometimes create unnecessary pauses. The heavy load placed on the blank by the mechanical winding of the reel is absorbed by the tip and the highly resilient belly section will allow anglers to rhythmically maneuver the jig through their rod-work. All 3 models are highly resilient and will assist the anglers to maintain a dominant position when fighting unexpected large species that may bite.



Galahad 電 Series Rod Detail



## Galahad 633B 電 for Electric reel Jigging

**LURE** Jig Max 150g **LINE** ~PE 3 **Price**  
**DRAG** Max 4kg/45°

If you are going to aim at small sized Blue Runner with PE 3, this 633 would be a perfect choice. Even though automatic reeling at constant speed, flexibility of tip and belly section will help you to jerk jig comfortably and set hook on with less failure. It will bend very much when fish is on, but you can fight with fun without any worry. You will be surprised that potential which is hidden inside blank of 633 for sure.



## Galahad 624B 電 for Electric reel Jigging

**LURE** Jig ~250g **LINE** ~PE 5 **Price**  
**DRAG** Max 6.5kg/45°

This is standard jigging rod for ER to aim bluerunner around 5kg. You can be reeling with any speed thanks to nice and flexible tip section, then you can give the action to jig at your own will. If you hooked bluerunner more than 10kg, you do not have to worry about anything! It will enable you to keep it under control without being anxious. We believe that it may be allowed to call almighty jigging rod for ER and we want anglers all over the world to fish with it.



## Galahad 586B 電 for Electric reel Jigging

**LURE** Jig ~350g **LINE** ~PE 6 **Price**  
**DRAG** Max 10kg/45°

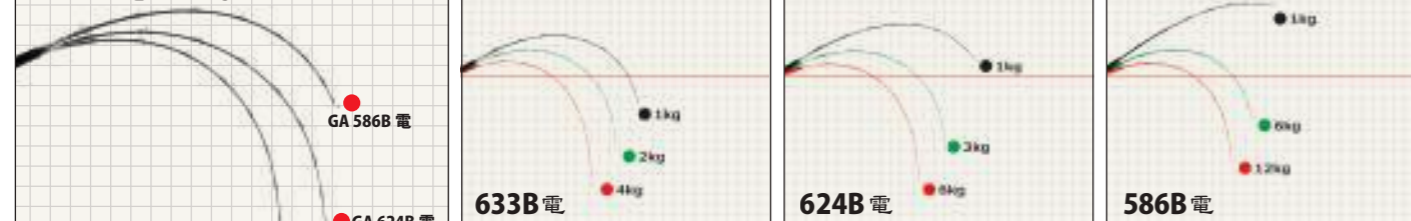
If you are going to aim king fish or yellow tail over 10kg we recommend you to choose this monster hunter. You can give action to jig around 300g in 100m depth of the sea effectively. It is going to help you to jerk heavy jig without any burden or stress and to fight with big fish with huge advantage thanks to its flexibility, toughness, and versatility. Fulcrum point is going to move to butt section when you fight. It is not just stiff rod, you can use it feel like your arm for sure.



Galahad 電 Series model data

Item	Reel	Length	Weight	Suitable reel size	Target	Field	Characteristic
633B電	Overhead reel	1925mm	200g	S・D: 1000-2000	Bluerunner	Depth to about 100m	Manual type of reel is available・Cover from horizontal to vertical jigging.
624B電	Overhead reel	1905mm	199g	S・D: 1000-2000	Bluerunner・Tuna	Depth to about 150m	Manual type of reel is available・Cover from horizontal to vertical jigging.
586B電	Overhead reel	1740mm	269g	S・D: 2000-3000	Huge Bluerunner・Tuna	Depth to about 200m	Manual type of reel is available・Cover from horizontal to vertical jigging.

### Galahad 電 Load 3kg



To absorb the impact of power loading by electric reel, blank of this series have been designed to become more seamless even on continuous supply of loading. These have kind of parabolic action so good to be fished with manual overhead reel as well.

JIGGING CATEGORY

# Galahad TRAVEX

2pcs jigging rod Model / 3 Lineup

**TARGET** Bluerunner・Tuna

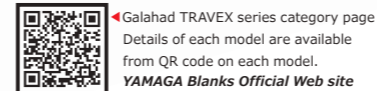
**GUIDE** SIC-S+SiC stainless frame K guide (Fuji) (595S) SIC Ocean Guide(Fuji)

**REEL SEAT** (593S・594S) DPS18 / UP lock (595S) DPS20 / UP lock

**SECTION & JOINT** 2pcs (Grip-Joint)



We have created 2pcs jigging rod Galahad-TRAVEX to achieve high portability while reducing cost of transport. TRAVEX have been returned to be transferred your power to metal jig directory thanks to high repulsive force hidden in new blanks. Also, it will be bent from little farther than previous models, you can give a various kind of action to your metal jig as such as one pitch jerk, high pitch jerk or combination easier than before. These models are not only ideal for your fishing trips overseas but also great for your local waters. The sharp, yet flexible blank is best suited for anglers who prefer a speedy and quick action of your jigs.



Galahad TRAVEX Series Rod Detail



## Galahad TRAVEX 593S

**LURE** Jig Max 180g **LINE** Max PE 3 **Price**  
**DRAG** Max 5kg/45°

This is versatile stick to cover various method of jigging such as horizontally or vertically with around PE3. Thanks to sharpness and lightness of this blanks, you can enjoy manipulating your jig as you wish to. If you aim yellowtail or kingfish with metal jig up to 180g on 30~80m depth of water, the potential of 593S will be shown definitely. Although blanks of 593S seems slim and delicate, fish will be stopped and lifted by butt section which have been loaded massive power.



## Galahad TRAVEX 594S

**LURE** Jig Max 240g **LINE** Max PE 4 **Price**  
**DRAG** Max 6.5kg/45°

If you aim kingfish or amberjack at near shore on expedition with around PE4, this 594S is the best choice. Lightness feeling of manipulation that is loaded as common characteristics of TRAVEX series enable you to handle long jig naturally at horizontally or to jerk jig aggressively at vertically. When you fish at fish bed with rough bottom or shallow area to aim tough target, you do not have to afraid to let it stop forcefully and aggressively without losing your initiative.



## Galahad TRAVEX 595S

**LURE** Jig Max 320g **LINE** Max PE 5 **Price**  
**DRAG** Max 8.5kg/45°

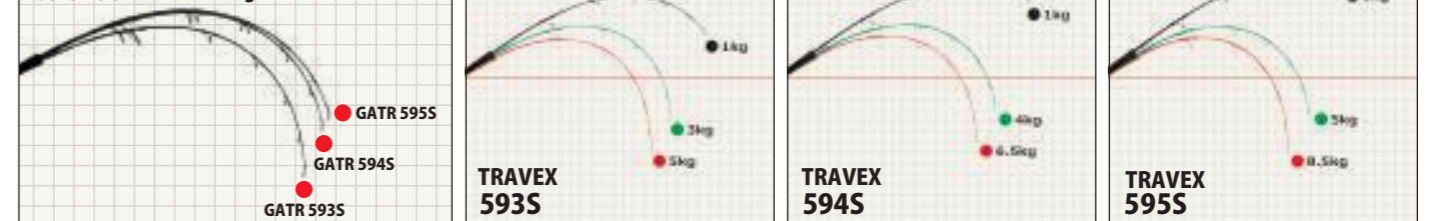
If you have plan to go to southern island of Japan or deep sea of overseas to aim large amberjack, dogtooth tuna or yellowfin tuna, please take 595S without hesitations. Tip section have been adjusted to become little flexible for increasing ability of manipulation and reducing burden of anglers when they jerk aggressively. Once huge fish is on, you will notice that it bends very smoothly and you might forget that it is 2pics grip jointed.



Galahad TRAVEX Series model data

Item	Reel	Length	Closed length	Weight	Suitable reel size	Target	Field	Recommended jig action
593S	Spinning	1775mm	1135mm	206g	S・D: 5000-6000	Bluerunner (Yellowtail・Kingfish・etc)	Depth to about 100m	High-pitch jerk / Vertical jerk / Bevel jerk
594S	Spinning	1775mm	1135mm	221g	S・D: 6000-8000	Huge Bluerunner (Amberjack・Kingfish・etc)	Depth to about 150m	High-pitch jerk / Vertical jerk
595S	Spinning	1780mm	1130mm	279g	S・D: 8000-10000	Huge Bluerunner・Dogtooth tuna・Tuna・etc	Depth to about 200m	High-pitch jerk / Vertical jerk

### Galahad TRAVEX 3kg



Galahad TRAVEX series are designed to become little stiffer and sharper than same power spec of 1piece model. Easier to load your power directory to jig when you start jerking especially on vertical jigging or approach to deep area with high pitch jerk.



BOAT CASTING CATEGORY

# BlueSniper Boat Casting

BlueSniper / Boat Casting Model / 7 Lineup

**TARGET** Migratory fish · Bluerunner · Tuna

**GUIDE** (81/2 · 70/2 · 72/3) SiC-S Stainless frame K(Fuji)  
(79/3 · 75/4 · 82/4) SiC-S Stainless frame K+SiC Ocean Guide(Fuji)  
(82/6) SiC Ocean Guide(Fuji)

**REEL SEAT** (82/4 · 82/6) DPS20 (Others) DPS18  
(All models) BACK STOP Double Nut(Fuji)

**SECTION & JOINT** 2pcs (Grip-Joint)




BlueSniper Boat series category page  
Details of each model are available from QR code on each model.  
YAMAGA Blanks Official Web site



The BlueSniper boat casting models are designed for all anglers to be able to easily cast and fight large species inhabiting the deep blue. In order to enjoy the boat casting game to target small~large Bluerunners, Kingfish and Tuna, it is vital for anglers to choose the right tackle balance which match your target size and fishing conditions. The lineup of the BlueSniper boat casting series have a vast array of models suitable from small Kayaks to even large charter boats. For all models, the common characteristics we pursued was light casting feel and the ability to easily fully load the rod with your weight. These characteristics will surely be of advantage to you in the challenging off-shore boat game.

## BlueSniper Boat Casting Rod Detail



## BlueSniper 81/2

This model will enable anglers to use lures not previously capable on its predecessor such as small sardine or 15cm size bait. The flexible tip allows usage on small lures and can still handle fish up to 10kg. Based on much wider range of lure capacity than previous series, you will be able to match the bait more than ever.

**LURE** 15~50g **LINE** PE 2~3 **Price**  
**DRAG** Max 4kg/45°



## BlueSniper 70/2

This is the short length model with high maneuverability. This is the one that will do great job, whereby the situations that needs you to cast from limited space such as small boat. The flexible tip enable anglers to cast lures around 15g in rhythmically and landing fish smoothly because of its length.

**LURE** 20~60g **LINE** PE 2~3 **Price**  
**DRAG** Max 4kg/45°



## BlueSniper 72/3

This is medium power class model which is easy to handle. If you aim bonito or other blue runner kind off the pleasure boat or kayak, you will be satisfied with handling ability and response speed of blanks. This is for the angler who feel that 79/3 is too strong or 70/2 is too mild. We believe that flexible and sensitive tip section of 72/3 let you manipulate small pencil bait or small cup mouth diving popper as like as your extended arm.

**LURE** 30~60g **LINE** PE 2~3 **Price**  
**DRAG** Max 5kg/45°



## BlueSniper 79/3

A technical rod by definition, this rod has incredible lure manipulation with a good casting feel. This has a tip section of a Pe 3 class but a Pe 4 class butt section. It has enough power to fight a blue fin tuna up to 20kg or a 10kg blue runner. During testing, we have caught a 40kg bluefin tuna. The potential of this rod is simply beyond imagination.

**LURE** 30~70g **LINE** PE 2~4 **Price**  
**DRAG** Max 5kg/45°



## BlueSniper 75/4

This is the short length model with good casting performance. Anglers will able to cast lures up to 80g with less force. And we believe that it will be helpful when you are in situation that your are required to cast from a limited space such as small boat.

**LURE** 30~100g **LINE** PE 3~4 **Price**  
**DRAG** Max 7kg/45°



## BlueSniper 82/4

This rod has a greater range of lures from 30g to 110g. When load applied, it bends nicely enabling anglers to land the fish easily. Just like the 79/3, it also performs well as a standard rod for kingfish or yellowtail. The 82/4 has power in spite of its lightness of handling, so it is recommended for beginners and women.

**LURE** 30~110g **LINE** PE 4~5 **Price**  
**DRAG** Max 8kg/45°



## BlueSniper 82/6

The most powerful model of the BlueSniper series. It can handle a huge kingfish and small GT. We have redesigned the whole rod to handle a greater lifting power but at the same time improving control of lures such as diving pencils. This is the one which enable anglers to lure fish technically, and also to keep fish under control and land speedy when they fight.

**LURE** 50~130g **LINE** PE 5~6 **Price**  
**DRAG** Max 12kg/45°



### BlueSniper Boat Series Model Data

Item	Type	Length	Closed length	Weight	Suitable reel size	Target	Lure	Characteristic
81/2	Spinning	2480mm	1830mm	233g	S · D: 4000~6000	Bluerunner up to 10kg	Plugs	A model that is good at handling small lures to catch bonito and yellowtail when they are feeding on the extremely small bait fish.
70/2	Spinning	2140mm	1550mm	220g	S · D: 4000~6000	Bluerunner up to 10kg	Plugs	Taking advantage of the good handling, it is recommended for aiming for bonito, dolphinfish, and Spanish mackerel from a small boat.
72/3	Spinning	2210mm	1655mm	222g	S · D: 5000~6000	Bluerunner up to 10kg	Plugs	The model that combines power, tenacity, and lightness for bonito, yellowtail, and kingfish up to 10 kg.
79/3	Spinning	2365mm	1740mm	263g	S · D: 6000~8000	Bluerunner up to 15kg	Plugs	Compatible with a wide range of lure weights and targets such as yellowtail and kingfish to large bonito
75/4	Spinning	2260mm	1670mm	279g	S · D: 6000~8000	Bluerunner up to 15kg	Plugs	Suitable for underhand casting on large boat, and it is recommended for casting games that emphasize operability.
82/4	Spinning	2520mm	1840mm	310g	S · D: 8000~14000	Bluerunner up to 20kg	Plugs	It is a standard model for casting game for kingfish and is also recommended for women thanks to its lightness.
82/6	Spinning	2505mm	1820mm	346g	S · D: 14000	Bluerunner up to 25kg	Plugs	It corresponds to the power game of large kingfish aiming at shallow and tough areas.



BOAT CASTING CATEGORY

# BlueSniper for Tuna Game

Boat Casting · Tuna Model / 4 Lineup



BlueSniper Tuna series category page  
Details of each model are available from QR code on each model.  
YAMAGA Blanks Official Web site

**TARGET** Tuna · Bluerunner

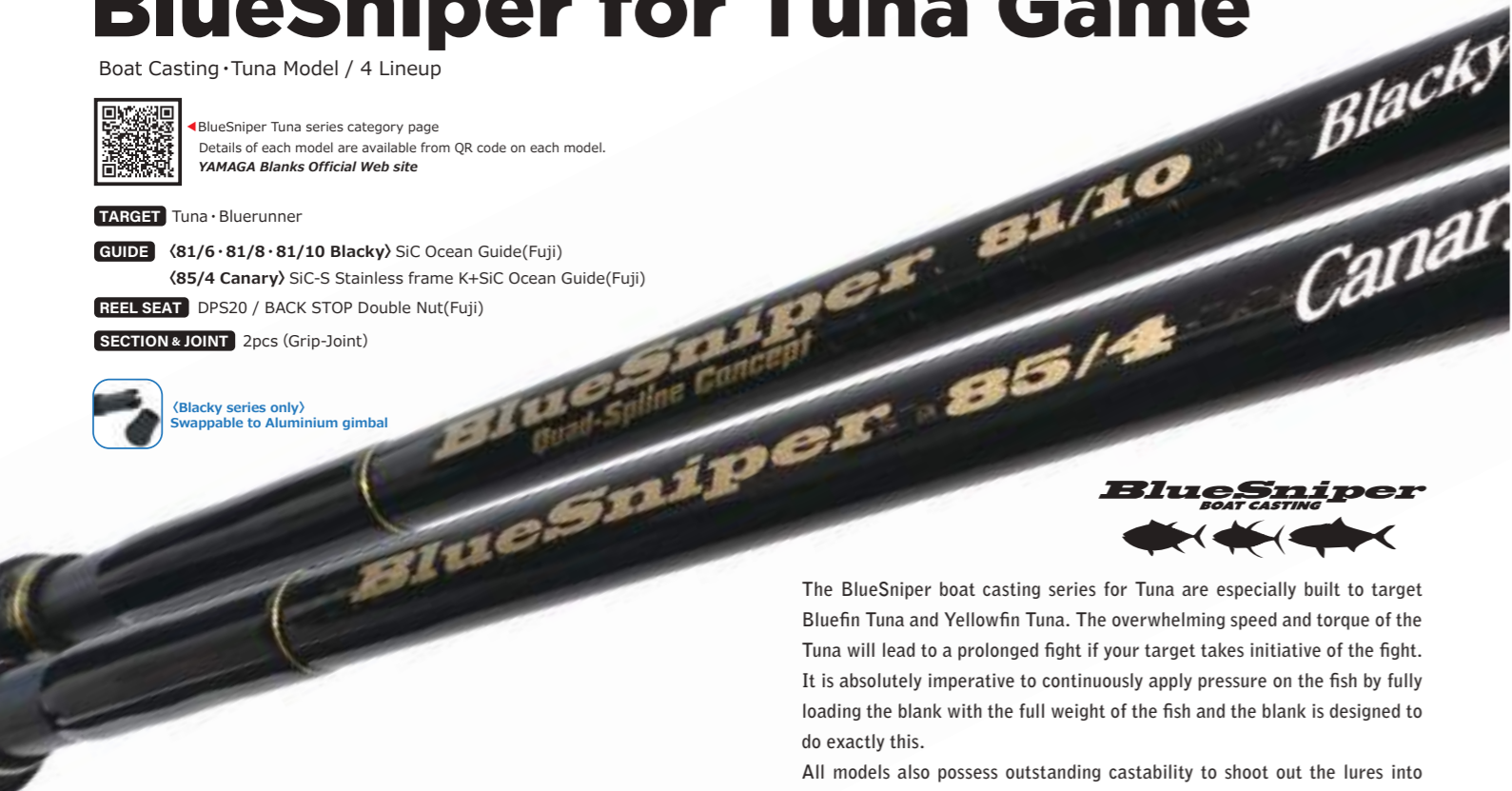
**GUIDE** (81/6 · 81/8 · 81/10 Blacky) SIC Ocean Guide(Fuji)  
(85/4 Canary) SiC-S Stainless frame K+SiC Ocean Guide(Fuji)

**REEL SEAT** DPS20 / BACK STOP Double Nut(Fuji)

**SECTION & JOINT** 2pcs (Grip-Joint)



(Blacky series only)  
Swappable to Aluminium gimbal



The BlueSniper boat casting series for Tuna are especially built to target Bluefin Tuna and Yellowfin Tuna. The overwhelming speed and torque of the Tuna will lead to a prolonged fight if your target takes initiative of the fight. It is absolutely imperative to continuously apply pressure on the fish by fully loading the blank with the full weight of the fish and the blank is designed to do exactly this. All models also possess outstanding castability to shoot out the lures into feeding Tuna.

BlueSniper for Tuna Game Rod Detail



Blacky models are not only for tuna It is also recommended for targeting large King Fish.

BlueSniper for Tuna Game series model data

Item	Type	Length	Closed length	Weight	Suitable reel size	Target	Lure	Characteristic
85/4 Canary	Spinning	2570mm	1860mm	339g	S · D: 8000-14000	TUNA up to 40kg · Huge Bluerunner	Plugs	For Yellow fin tuna and King fish feeding on small bait fish.
81/6 Blacky	Spinning	2480mm	1775mm	378g	S · D: 14000	TUNA up to 50kg · Huge Bluerunner	Plugs	For general kind of Tuna, especially recommended for Yellow fin tuna.
81/8 Blacky	Spinning	2480mm	1775mm	387g	S · D: 14000-20000	TUNA up to 70kg · Huge Bluerunner	Plugs	For general kind of Tuna, especially around 50 to 70kg is recommended.
81/10 Blacky	Spinning	2480mm	1775mm	399g	S · D: 14000-20000	TUNA up to 100kg · Huge Bluerunner	Plugs	For Tuna and King fish feeding on large bait fish.

BlueSniper 85/4 Canary

**LURE** 25~100g **LINE** PE 3~5 **Price**  
**DRAG** Max 8kg/45°



BlueSniper 81/6 Blacky

**LURE** 30~110g **LINE** PE 4~6 **Price**  
**DRAG** Max 13kg/45°



This is multiple and lighter model of Blacky series. As you can notice from "Canary" the name of 85/4, when you aim canary-colored fish as such as yellow fin tuna or kingfish, it will be the perfect partner of you. And you will be able to get enough distance to aim large fish with small lure such as less than 30g. When you do not want fish to run as it likes, powerful butt section will help you to stop the sudden run of lively fish and to pull it to surface quicker than you thought.

This is primarily a light tuna rod that enable to cast smaller lures which closely mimics actual baitfish. You can cast a small lure weighing 30g but it also has enough power to wrestle a tuna around 50kg. The same performance as currently blacky series, it has been designed to be bent nicely, and will correspond with the sudden run of big tuna, and to reduce the burden of anglers.

BlueSniper 81/8 Blacky

**LURE** 45~120g **LINE** PE 6~8 **Price**  
**DRAG** Max 15kg/45°



This has been designed as a versatile tuna rod which can cast not only small lures matching the size of sardines but also medium lures size of Dorado or baby yellow tail. Although the belly section will be bent and enable you to hold it with 70° of angle, it still has enough power to pull up a tuna to the surface. Of course, you can use this 81/8 for large king fish without losing initiative.

BlueSniper 81/10 Blacky

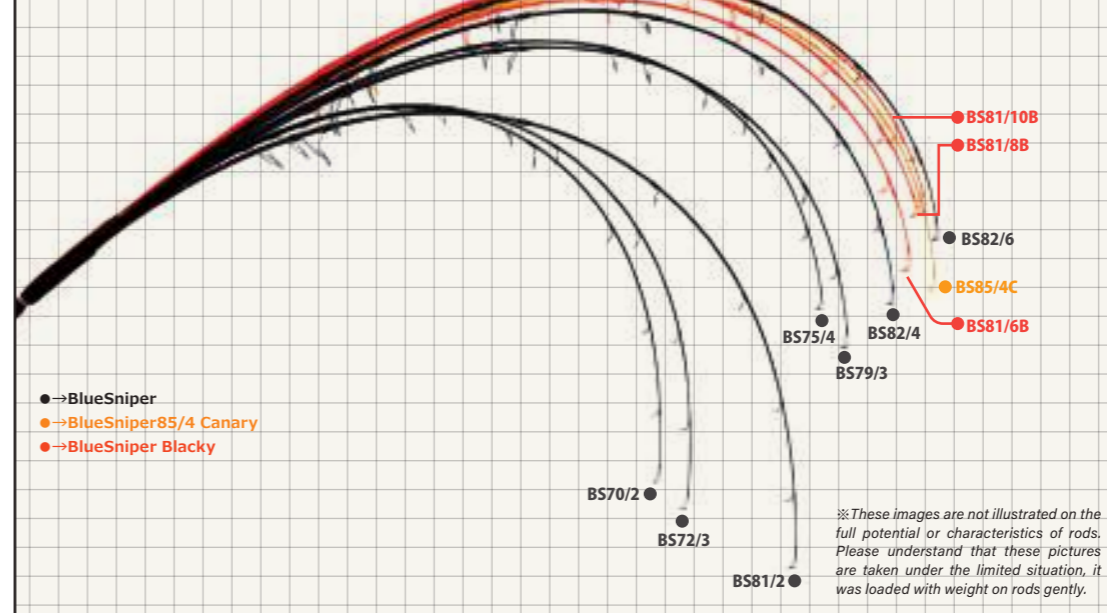
**LURE** 50~130g **LINE** PE 8~10 **Price**  
**DRAG** Max 17kg/45°



Rated at Pe 10 class for power, this rod targets big tunas around 100kg. The blank has more power than the 81/8 to enable casting lures up to 160g. Like the Blacky series, it bends nicely when loaded to endure the violent runs of tunas. 4ways carbon material are used on the butt section to reduce twisting of the blanks and adding another advantage during fights with big tuna.

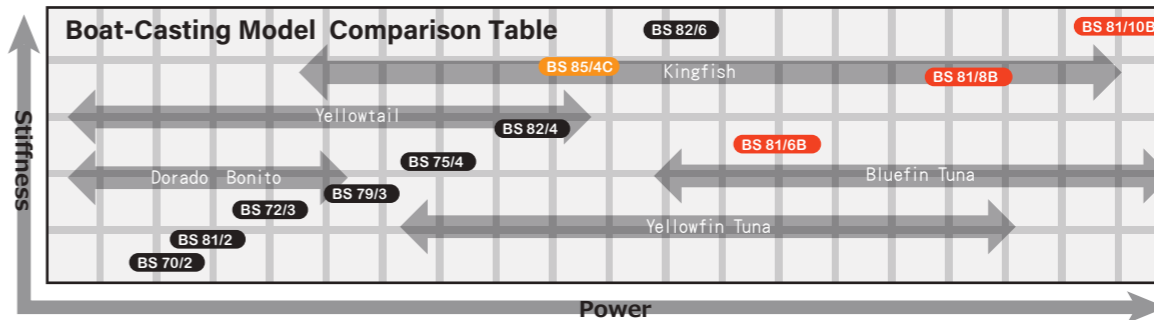


BlueSniper Boat Casting Load 3kg



● These are comparison images of BlueSniper series which were loaded 3kg weight on tip.  
● Bluesniper 72/3 have been designed to aim bonito, cero or yellow tail from small boat or kayak. Although 79/3 looks more powerful than 72/3, the target which can be aimed with 79/3 is bigger as such as yellowfin tuna or king fish so please note that design and concept of those two are different.  
● Although Blacky series for tuna bend like rod for Pe6 even if it is Pe10 class, butt power of these are almost as same as GT rods. These have been designed to enable you to hold 70 degrees while fish is on. By doing so, potential of power which is hidden in butt section will be brought out.

※ Please note that only Blacky series can be held 70 degrees angle.



Characteristic of rods for boat casting will be differed because of lure that you use, or style of your fishing. If you use diving pencil mainly, better choose rod with flexible tip or use popper mainly, better choose rod with stiff tip.

※ Comparison chart shows strength and stiffness visually. But it is based on reference value from the concept of design so the feeling of stiffness and strength of these rods is depend on personal equation. And also please note that the stiffness doesn't mean the breaking strength.



# Limited Model & Original Item

EARLY Limited series / BlueCurrent PROFESSOR and other / FWP

Apparel, Gear & Goods

## Light Game Limited Series

# BlueCurrent Limited

6 Lineup



BlueCurrent series category page  
Details of each model are available from QR code on each model.  
YAMAGA Blanks Official Web site

**GUIDE** TORZITE Titanium frame K Guide(Fuji) (60Jr.) Alconite ring・Stainless frame K Guide(Fuji) **REEL SEAT** VSS16 / Down Lock (60Jr.) IPS16 / Down Lock (Fuji)  
**SECTION & JOINT** (PROFESSOR Series) 2pcs / Spigot Ferrule (70TZ Trippers) 4pcs / Spigot Ferrule (60Jr.) 2pcs / Put over Ferrule

### BlueCurrent Limited Series model Data

Model	Type	Length	Closed length	Weight	Suitable reel size	Target	Lure
57 PROFESSOR	Spinning	1715mm	875mm	58g	D: LT1000~2000 / S: 1000~C2000	Horse Mackerel (Aji)・Rock fish	Jighead・Small Sized Plug
66 PROFESSOR	Spinning	1990mm	1020mm	63g	D: LT1000~2000 / S: 1000~C2000	Horse Mackerel (Aji)・Rock fish	Jighead・Small Sized Plug
70 PROFESSOR	Spinning	2140mm	1090mm	67g	D: LT2000 / S: 2000~C2500	Horse Mackerel (Aji)・Rock fish・Bream	Jighead・Small Sized Plug
73 PROFESSOR	Spinning	2225mm	1135mm	73g	D: LT2000~2500C / S: 2000~2500	Anything	Anything
70 Trippers	Spinning	2145mm	560mm	72g	D: LT1000~2000 / S: C2000~2500	Anything	Anything
60 Junior	Spinning	1830mm	940mm	62g	D: LT1000 / S: 1000~C2000	Anything	Anything

## BlueCurrent 57 JH TZ/NANO PROFESSOR

**LURE** JH~5g **LINE** PE ~0.4/NY・FC 1~3lb **Price**



Grip a.205mm | b.270mm | Spinning Model

Rod Detail Page



The 57JH is especially designed to utilize light weight jig-head rigs with outstanding castability, control and sensitivity. The sharp blank will surely assist anglers for close range targets which are reluctant to bite. The blank is not only sensitive and flexible but the butt section is also powerful enough to withstand any unexpected encounters. Its not just a rod to target small species, but an aggressive ultra light class rod.

## BlueCurrent 66 JH TZ/NANO PROFESSOR

**LURE** JH 0.2~6g **LINE** PE ~0.4/NY・FC 1~3lb **Price**



Grip a.265mm | b.330mm | Spinning Model

Rod Detail Page



The 66JH is a specialized model for use with jig-head rigs with sharp and hyper sensitive characteristics. Although it is flexible, the blank possesses a sharp casting feel and will enable anglers to easily control the light jig-heads. This sharpness will also assist you to cast with pinpoint accuracy and transmit the subtle information of currents and water pressure through the blank. It is an ideal choice for light gamers who prefer a more aggressive approach. We are confident that the sharpness in the blank will bring out the best in your abilities.

## BlueCurrent 70 Plug TZ/NANO PROFESSOR

**LURE** Plug Max 7.8g / ComfortWeight 1.6~4.5g **LINE** PE 0.2~0.4 **Price**



Grip a.275mm | b.340mm | Spinning Model

Rod Detail Page



The 70Plug is a plugging model to target Japanese Horse Mackerel and Japanese rock fish with hard bodied lures. It is suitable for use with surface type plugs which are effective when the fish are feeding on Krill and the controllability of super small top water lures are exceptional. The response of the blank is also outstanding for twitching small minnows and the flexibility will drastically reduce miss-bites from your target.

## BlueCurrent 73 All-Range TZ/NANO PROFESSOR

**LURE** 0.5~12g **LINE** PE 0.2~0.6 **Price**



Grip a.275mm | b.340mm | Spinning Model

Rod Detail Page



The 73All-Range is a light~middle class versatile rod able to handle various species around the world utilizing various fishing methods. By shortening and sharpening the 85TZ/NANO All-Range, has allowed for a more technical approach. The enhanced response and controllability of the rod has enabled easier use of jig-heads, various rigs, hard bodied lures and even small egi (squid jigs). We hope you have a chance to take hold of this sharp and highly resilient blank in the field.

## BlueCurrent 70 TZ Trippers

**LURE** ~12g **LINE** PE 0.3~0.8 **Price**



Grip a.275mm | b.340mm | Spinning Model

Rod Detail Page



This is a 4 piece light game model for travelling anglers around the world. You will be able to experience first handedly Yamaga Blanks state of the art designs in this pack-rod which possesses a strong butt section yet allowing the whole rod to smoothly bend. Although the rod may feel stiff, the flexibility of the blank creates a beautiful bending curve and is suitable for not only salt-water species but also trout and even large mouth bass in fresh-water environments.

## BlueCurrent 60 Junior

**LURE** ~7g **LINE** PE 0.3~0.8 **Price**



Grip a.240mm | b.300mm | Spinning Model

Rod Detail Page



This is the BlueCurrent series kids model. We have enhanced the strength of the blank and it is absolutely value for money. We can strongly recommend this rod for fishing enthusiasts and kids who are not bound to one type of fishing style but those who can enjoy not only the lure game but also utilize bait for when the fishing is slow.

## Shore Casting Limited Model

# EARLY Limited Series

3 Lineup



BlueCurrent series category page  
Details of each model are available from QR code on each model.  
YAMAGA Blanks Official Web site

**GUIDE** SiC-S Titanium frame K Guide(Fuji) ※RV Guide on butt Guide **REEL SEAT** VSS17 (Fuji) / Up Lock **SECTION & JOINT** 2pcs / Put over Ferrule

### EARLY Limited Series model data

Model	Type	Length	Closed length	Weight	Suitable reel size	Target	Lure
103M Limited	Spinning	3150mm	1610mm	176g	D: LT4000C-5000C / S: 4000~C5000	Flatfish・BlueRunner・Seabass・Sea Trout	Plug・Jig
109MMH Limited	Spinning	3295mm	1690mm	190g	D: LT4000C-5000C / S: 4000~C5000	Flatfish・BlueRunner・Seabass・Blackfin Seabass・Sea Trout	Plug・Jig
105MH Limited	Spinning	3180mm	1630mm	192g	D: LT4000C-5000C / S: 4000~C5000	Flatfish・BlueRunner・Seabass・Blackfin Seabass・Sea Trout	Plug・Jig・Jig-head

## EARLY 103M LTD for Surf

**LURE** 8~42g **LINE** PE 0.8~1.5 **Price**



Grip a.420mm | b.555mm | Spinning Model

Rod Detail Page



This is a limited model especially tuned with the highest-grade components to bring out the true potential of the EARLY 103 blank built for surf casting. In order to reduce the weight of the tip, we have changed the guides from SiC-S stainless steel K guides to SiC-S titanium frame. In addition, the butt guide has also been changed to the RV guide which will drastically reduce the flickering of the tip and will smoothly exert line. These upgrades will truly be of advantage to you in the vast surf game to cast further with heightened sensitivity.

## EARLY 109MMH LTD for Surf

**LURE** 8~50g **LINE** PE 1~2 **Price**



Grip a.455mm | b.585mm | Spinning Model


Rod Detail Page



This is a limited edition of the EARLY 109MMH with the upgrades in guides, like the 103M limited, and customized the grip from a straight style to a separate grip. Compared to the standard model, the rebalanced limited edition will enable anglers to cast farther with less effort allowing for you to fish all day long without any stress. The outstanding castability of the standard model has been refined to cast farther, easier and with more accuracy.

## EARLY 105MH LTD for Surf

**LURE** 10~50g **LINE** PE 1~2 **Price**



Grip a.455mm | b.585mm | Spinning Model

Rod Detail Page



All 3 models in the EARLY limited edition have been built up of the same blank as the standard models, however, the tuning of the components have drastically solidified the experience and potential of the original blank. This 105MH Limited edition is no exception with the honing of its sensitivity and technical controllability of heavy lures. We present this rod to those hard-core anglers out there who are in pursuit of the true essence of the intricate surf game.

## YAMAGA Blanks INTERNATIONAL

# FWP for Freshwater Predator

1 Lineup




**GUIDE** SiC-S Stainless frame K Guide (Fuji) **REEL SEAT** DPS18 (Fuji) **SECTION & JOINT** 2pcs / Put over ferrule

### FWP Model data

Model	Type	Length	Closed length	Weight	Suitable reel size	Target	Lure	Field
FWP-90H	Spinning	2670mm	1415mm	208g	D:3000~4000 / S:4000~5000	Pike, Hucho, Catfish	Big jig heads, Minnows, Plug	River, Lake

## FWP-90H for Freshwater Predator

**LURE** 20~100g **LINE** MAX PE 3 **Price**



Grip a.455mm | b.585mm | Spinning Model

Rod Detail Page



This versatile model is specially designed for big freshwater predators like pike, hucho, catfish etc. Powerful, light and precise. During testing in the European area, we focused on the guide diameter that it could be used without stress even in extremely cold areas where the guide would be frozen. Also, it has enough power to cast big lures up to 100g, but on the other way sensitive enough to fish with small and light lures around 20g. When you require to cast long distance with big lures, especially on wide rivers targeting big hucho, with this rod it is not a problem anymore. FWP-90H has been designed to cast big jig heads, minnows from 10 to 20cm or heavy sponge lures for hucho.





**NEW YB Silky touch long sleeve T-shirt**

Price :

- Size : M/L/XL ●Color : Black/Navy
- Materials : Polyester 100% (4.7oz)

The material of this long sleeve T shirts equipped UV proof, quick absorption and drying to keep you comfortable. Especially the function of UV Proof is helpful for anglers who fish often and person who loves outdoor activities.



Black FRONT



BACK



Layered image



Logo of YAMAGA Blanks on left arm jump to the eye when layering the T shirts.



FRONT BACK

**NEW YB Dry Cotton Touch T-shirt**

Price :

- Size : M/L/XL
- Color : Black/Navy/Sand beige
- Materials : Polyester 100% (5.6oz)

Although, this Dry T shirts look and texture like cotton made, this is 5.6oz, 100% polyester made which provide you nice and light feeling. The function of UV Proof, quick absorption and drying that material named VORTEX® equips is helpful for anglers who fish often and person who loves outdoor activities.



Navy BACK



FRONT

**NEW YB 15th T-shirt**

Price :

- Size : M/L/XL ●Color : Black/White
- Materials : Cotton 100% (5.6oz)

5.6oz cotton Tshirt which is in commemoration of the 15 anniversary of foundation of YAMAGA Blanks in 2023.



White

Black

BACK

FRONT

**NEW YB Automatic inflation life jacket**

Waist belt type

Price :

※2023 NEW MODEL

- Size : 70~100cm
- Materials : Cordura 500D Nylon +PVC Tarpaulin



Embroidery designs



Inflated image

Neck over type

Price :

- Size : One-size-fits-all
- Materials : Polyester



**NEW YB Mesh Cap**

Price :

- Size : One-size-fits-all
- Color : Black / Green
- Materials : Cotton 100%

The fabric which is called "nano-wing" twill cotton is chosen. It is excellent in moisture absorption, moisture absorption, quick drying, and durability.



Green

Black

**NEW YB Flat Visor Cap**

Price :

- Size : One-size-fits-all ●Color : Multicam Black/Black
- Materials : Multicam Black: Cotton 98% P.U.SPANDEX 2% Black: Acrylic 80% Wool 20%



NEW COLOR

Multicam Black (Embroidered in metallic khaki)

Black(Embroidered in Black)

**YB Light Weight Dry Zip Hoodie**

Price :

- Size : M/L/XL
- Color : Dark gray / Navy
- Material : Polyester 100% UV CUT (SPF20)



Dark gray

Navy

**YB Flat Visor Mesh Cap**

Price :

- Size : One-size-fits-all
- Color : Multicam Black / Charcoal Gray
- Material : Charcoal Gray : Polyester 65% Cotton 35% Multicam Black : Polyester 60% Cotton 39% P.U.SPANDEX 1%



Multicam Black (Embroidered in Black)

Charcoal Gray (Embroidered in Black)

**YB Shoulder Belt**

Price :



- Belt length : 670mm~1130mm
- Pad length : 200mm
- Rod belt length : 320mm

It is a shoulder hang belt, that is able to conveniently transport the YB zoom shaft and rods. Also, we have added D-ring on shoulder pad, you can equip the poach.

**YB Embroidery Emblem**

Price :

- Material : Polyester 100%
- Embroidery : Rayon 100%



**Rod Belt**

- Color : Black ●Material : Neoprene & Piece of Velcro



- S 26mm×190mm 1set:2pcs Price:
- L 40mm×350mm 1set:2pcs Price:
- LL 99mm×500mm 1set:1pc Price:
- LL 99mm×500mm 1set:2pcs Price:

**YB ORIGINAL POUCH**

Price :

- Size : W : 90mm H : 145mm D : 50mm
- Material : Polyester (Lining : Nylon)

Carabiner and strap with it to attach your life vest or belt. Water stop double zipper specification ※It is not waterproof product.



Image



**YB Dry Polo Shirt**

Price :

- Size : M/L/XL
- Color : Metro blue / Black
- Material : Polyester 100%



Metro blue

Black

**YB Zoom Shaft**

YB MEMBERS ONLY

Price :



It is a telescopic type landing shaft that originated YAMAGA Blanks. Can be used widely from light games to sea bass.

- Telescopic type : 8pcs ●Weight : 310g
- Deployment length : 2900mm ●Closed size : 455mm

**YB Landing Handle**

YB MEMBERS ONLY

Price :



- Body : Made of carbon ●Surface : Rubber processing
- Screw standard : W 1/2 ●length : 275mm ●Weight : 144g

It is a carbon handle ideal as for the landing net of seabass wading games.

**YB Landing Handle · Stay**

YB MEMBERS ONLY

Price :



- Material : Stainless (SUS316L)
- Size : W20mm×H44mm×D165mm
- Weight : 58g

It is a "Stay" which can be attached to the YB landing handle. Useful when you are wading.

**YB Tip Cover S**

Price :

- Length : 360mm
- Material : Neoprene for BlueCurrent, and using LiteGame-Rods.



**YB Tip Cover M**

Price :

- Length : 450mm
- Material : Neoprene for BlueSinner, Galahad, and using Offshore-Rods.

**PG Rod Belt**

●Color : Black ●Material : Neoprene & Piece of Velcro You can use it as rod belt ordinarily situation, and if the joint was fixed too tight, please grab and twist with antiskid rubber to separate them. Incredible power of grip will help you to separate them in each piece safely.

- L 40mm×350mm 1set:2pcs Price:


- LL 99mm×500mm 1set:1pcs Price:



**YB Cutting Sticker**

- M : 6 Color Size : 309mm×127mm (Sticker body size : 300mm×117mm) Price:
- S : 8 Color Size : 182mm×76mm (Sticker body size : 173mm×67mm) Price:

- YB Orange M size & S size
- Ice Blue M size & S size
- Aurora Turquoise S size Only
- Aqua Sunrise S size Only
- Gun Black M size & S size
- Snow White M size & S size
- Scratched Silver M size & S size
- Scratched Gold M size & S size



① ② ③ ④ ⑤ ⑥ ⑦ ⑧



# YAMAGA Blanks 2023 Line up / Detailed data list

## YAMAGA Blanks / Versatile Category

Item	Price	JAN CODE	S	R	LT [mm]	CL-Lt [mm]	Wt [g]	Lure	Line	Guide	Reel Seat	Lock nut	Drag Max	Joint	Carbon (%)	Tip [mm]	Butt [mm]	Position [mm]
New 88 CHAIN		4571584101224	2	S	2650	1355	138	8 ~ 40g	PE 0.8 ~ 2	SiC-S Titanium frame K + RV	DPS17※	U	-	Spigot	99.8	2.0	11.6	540

※Nut on reel seat is BACK STOP Double Lock Nut.

## Calista / Eging Category

New 90ML / S		4571584101217	2	S	2744	1404	96(P)	Egi 2.5 ~ 3.5	PE 0.4 ~ 0.8	TZ Titanium frame K + RV	VSS16	U	-	Spigot	99.6	1.7	11.3	410
New 76ML / TJ		4571584101170	2	S	2293	1175	87(P)	Egi 2.5 ~ 3.5	PE 0.4 ~ 1	TZ Titanium frame K + RV	VSS16	U	-	Spigot	99.6	1.7	10.6	385
New 82ML / AR		4571584101194	2	S	2496	1282	92(P)	Egi 2.5 ~ 3.5	PE 0.4 ~ 1	TZ Titanium frame K + RV	VSS16	U	-	Spigot	99.6	1.7	10.6	400
New 86M / PF		4571584101200	2	S	2573	1320	99(P)	Egi 2.5 ~ 4.0	PE 0.4 ~ 1	TZ Titanium frame K + RV	VSS16	U	-	Spigot	99.6	1.8	11.7	410
New 79MMH / AG		4571584101187	2	S	2380	1226	99(P)	Egi 3.0 ~ 4.5	PE 0.6 ~ 1	TZ Titanium frame K + RV	VSS16	U	-	Spigot	99.6	1.9	11.2	410

※(p)=Proto model Weight

## Mebius / Eging Category

710L		4571584100548	2	S	2390	1225	84	Egi 1.8 ~ 3.5 (~ 21g)	PE 0.3 ~ 0.6	SiC-S Stainless frame K	VSS16	D	-	Put over	96.4	1.5	9.3	385
88L		4571584100555	2	S	2645	1350	93	Egi 2.5 ~ 3.5 (~ 21g)	PE 0.4 ~ 0.8	SiC-S Stainless frame K	VSS16	D	-	Put over	96.5	1.5	10.3	405
85ML		4571584100562	2	S	2555	1305	93	Egi 2.5 ~ 3.5 (~ 24g)	PE 0.5 ~ 0.8	SiC-S Stainless frame K	VSS16	D	-	Put over	96.5	1.6	10.9	415
79M		4571584100579	2	S	2365	1210	89	Egi 2.5 ~ 4.0 (~ 28g)	PE 0.5 ~ 1	SiC-S Stainless frame K	VSS16	D	-	Put over	96.5	1.7	10.4	470
86M		4571584100586	2	S	2595	1325	98	Egi 2.5 ~ 4.0 (~ 30g)	PE 0.5 ~ 1	SiC-S Stainless frame K	VSS16	D	-	Put over	96.6	1.7	11.7	420
83MH		4571584100593	2	S	2515	1285	98	Egi 3.0 ~ 4.5 (~ 35g)	PE 0.6 ~ 1.2	SiC-S Stainless frame K	VSS16	D	-	Put over	96.6	1.8	12.0	415

## BattleWhip / Boat Eging Category

TR 63/N		4571584100609	2	S	1920	975	75	Egi 30 ~ 60g / Depth 20 ~ 50m	PE 0.4 ~ 0.8	SiC-S Stainless frame K + LDB	VSS16	D	-	Put over	95.2	0.8	8.5	380
TR 73/S		4571584100616	2	S	2225	1145	83	Egi 20 ~ 40g / Depth ~ 30m	PE 0.4 ~ 0.8	SiC-S Stainless frame K + LDB	VSS16	D	-	Put over	95.1	0.8	9.6	390
TR 69/D		4571584100623	2	S	2075	1060	80	Egi 50 ~ 80g / Depth 40 ~ 90m	PE 0.6 ~ 1	SiC-S Stainless frame K + LDB	VSS16	D	-	Put over	95.3	0.8	9.5	380
IM 69S		4571584100630	2	S	2070	1060	86	Egi Max #25 (90g)	PE 0.4 ~ 0.8	SiC-S Stainless frame K + LDB	VSS16	D	-	Put over	89.1	0.8	8.0	585
IM 69B		4571584100647	2	B	2070	1060	100	Egi Max #30 (110g)	PE 0.4 ~ 0.8	SiC-S Stainless frame K + LDB	PMTS17	D	-	Put over	89.1	0.8	7.8	620
OR 72/C		4571584100654	2	S	2190	1125	99	CAST Max #40 (150g)	Max PE 1	SiC-S Stainless frame K	VSS16	D	-	Put over	85.6	1.7	9.6	540

## BlueCurrent TZ/NANO / Light Game Category

610 Plug Quickness		4571584100111	2	S	2100	1075	64	Plug 1.5 ~ 6g / JH 0.5 ~ 5g	PE 0.1 ~ 0.4	TZ Titanium frame K	VSS16	D	-	Put over	99.8	1.3	8.0	355
73 Plug Seamless		4571584100128	2	S	2220	1135	67	Plug 1.5 ~ 6g / JH 0.3 ~ 5g	PE 0.1 ~ 0.4	TZ Titanium frame K	VSS16	D	-	Put over	99.8	1.3	8.9	360
62 JH Special		4571584100135	2	S	1880	965	53	JH ~ 3g	NY · FC 1 ~ 3lb	TZ Titanium frame K	VSS16	D	-	Put over	99.8	1.4	6.9	290
67 JH Special		4571584100142	2	S	2020	1035	61	JH ~ 5g / Plug ~ 3.5g	PE ~ 0.4 / NY · FC 1 ~ 3lb	TZ Titanium frame K	VSS16	D	-	Put over	99.8	1.3	7.9	340
71 JH Special		4571584100159	2	S	2175	1115	63	JH 0.3~5g / Rig ~7g / Plug 1.6~4.5g	PE ~ 0.4 / NY · FC 1 ~ 4lb	TZ Titanium frame K	VSS16	D	-	Put over	99.7	1.4	8.7	343
83 Flex		4571584100180	2	S	2520	1290	73	JH 0.8~5g / Rig 1.8~10.5g / Plug 1.5~8g	PE 0.2 ~ 0.6	TZ Titanium frame K	VSS16	D	-	Put over	99.8	1.4	10.4	407
85 All Range		4571584100197	2	S	2570	1315	84	3 ~ 21g	PE 0.4 ~ 1	TZ Titanium frame K	VSS16	D	-	Put over	99.7	1.6	11.2	395
93 All Range		4571584100203	2	S	2825	1440	90	3 ~ 21g	PE 0.4 ~ 1	TZ Titanium frame K	VSS16	D	-	Put over	99.7	1.6	12.7	420

## BlueCurrent III / Light Game Category

53		4571584100005	2	S	1610	835	53	Max 4.5g ※	PE 0.06~0.3 / NY · FC 1~3lb	SiC-S Stainless frame K	VSS16	D	-	Put over	91.3	1.3	6.9	240
510		4571584100012	2	S	1775	915	56	Max 4.5g ※	PE 0.06~0.3 / NY · FC 1~3lb	SiC-S Stainless frame K	VSS16	D	-	Put over	91.5	1.3	7.2	295
63		4571584100029	2	S	1910	985	59	Max 5g ※	PE 0.06~0.3 / NY · FC 1~3lb	SiC-S Stainless frame K	VSS16	D	-	Put over	91.6	1.3	7.7	300
69		4571584100036	2	S	2070	1065	66	Max 7g ※	PE 0.08~0.4 / NY · FC 1~4lb	SiC-S Stainless frame K	VSS16	D	-	Put over	91.6	1.3	8.2	350
74		4571584100043	2	S	2235	1145	71	Max 10g ※	PE 0.1~0.5 / NY · FC 1~5lb	SiC-S Stainless frame K	VSS16	D	-	Put over	92.1	1.3	9.5	360
76 Stream		4571584100050	2	S	2290	1175	81	Max 12g ※	PE 0.3 ~ 0.8	SiC-S Stainless frame K	VSS16	D	-	Put over	96.4	1.5	9.7	360
711		4571584100067	2	S	2425	1245	81	Max 11g ※	PE 0.2 ~ 0.6	SiC-S Stainless frame K	VSS16	D	-	Put over	91.6	1.4	9.9	380
82		4571584100074	2	S	2495	1280	83	Max 20g ※	PE 0.3 ~ 0.8	SiC-S Stainless frame K	VSS16	D	-	Put over	90.5	1.4	11.2	405
53B		4571584100081	2	B	1610	835	67	Max 4.5g ※	PE 0.3~0.5 / NY · FC 3~5lb	SiC-S Stainless frame K + RV ※	PMTS17	D	-	Put over	91.3	1.3	6.5	320
69B		4571584100098	2	B	2070	1065	77	Max 7g ※	PE 0.3~0.6 / NY · FC 3~6lb	SiC-S Stainless frame K + RV ※	PMTS17	D	-	Put over	91.6	1.3	8.0	380
82B		4571584100104	2	B	2495	1280	93	Max 20g ※	PE 0.4~0.8 / NY · FC 4~10lb	SiC-S Stainless frame K	PMTS17	D	-	Put over	90.5	1.4	10.8	445

※A part of suitable lure weight for BlueCurrentIII is omitted. ※SiC-S titanium frame RV guide is equipped only on butt guide. Please refer to products page for more details.

## EARLY / All Casting Category

99ML for Surf		4571584100241	2	S	2980	1525	155	7 ~ 35g	PE 0.8 ~ 1.5	SiC-S Stainless frame K	VSS16	U	-	Put over	95.1	1.8	12.7	540
103M for Surf		4571584100210	2	S	3150	1610	174	8 ~ 42g	PE 0.8 ~ 1.5	SiC-S Stainless frame K	DPS18	U	-	Put over	94.2	1.7	14.1	555
109MMH for Surf		4571584100227	2	S	3295	1690	195	8 ~ 50g	PE 1 ~ 2	SiC-S Stainless frame K	DPS18	U	-	Put over	95.6	2.1	16.3	565
105MH for Surf		4571584100234	2	S	3180	1630	192	10 ~ 50g	PE 1 ~ 2	SiC-S Stainless frame K	DPS18	U	-	Put over	95.9	1.8	14.8	570
105MMH/B for Surf		4571584100258	2	B	3175	1625	189	15 ~ 50g	PE 1.5 ~ 2.5	SiC-S Stainless frame K	ACS17	D	-	Put over	94.3	1.9	15.3	585
86MH for Rock		4571584100265	2	S	2590	1325	123	7 ~ 40g	PE 1 ~ 2	SiC-S Stainless frame K	VSS16	U	-	Put over	91.2	1.9	11.7	500
104H for Rock		4571584100272	2	S	3160	1615	205	15 ~ 60g	PE 1 ~ 3	SiC-S Stainless frame K	DPS18	U	-	Put over	94.0	2.2	14.4	555
93MH/B for Rock		4571584100289	2	B	2815	1445	149	10 ~ 50g	PE 1.2 ~ 2.5 / FC 12 ~ 20lb	SiC-S Stainless frame K	ACS17	D	-	Put over	93.5	2.0	13.0	535
93M for Seabass		4571584100296	2	S	2819	1445	147	7 ~ 35g	PE 0.8 ~ 1.5	SiC-S Stainless frame K	VSS16	U	-	Put over	94.9	2.0	12.7	525
97MMH for Seabass		4571584100302	2	S	2925	1500	156	8 ~ 42g	PE 1 ~ 2	SiC-S Stainless frame K	VSS16	U	-	Put over	94.9	1.8	12.9	525
84ML for Mobile		4571584100333	4	S	2540	667	126	5 ~ 24g	PE 0.6 ~ 1.2	SiC-S Stainless frame K	VSS16	U	-	PO&ST	94.2	1.7	10.8	485
76MMH for Mobile		4571584100340	3	S	2305	807	145	8 ~ 55g	PE 1 ~ 2	SiC-S Stainless frame K	VSS16	U	-	PO&ST	97.2	2.0	11.9	505
96MMH for Mobile		4571584100357	4	S	2915	768	180	10 ~ 60g	PE 1 ~ 2	SiC-S Stainless frame K	VSS16	U	-	PO&ST	98.7	2.0	14.4	530
68M for Boat		4571584100319	2	S	2055	1060	104	7 ~ 32g	PE 0.8 ~ 1.5	SiC-S Stainless frame K	VSS16	U	-	Put over	94.4	1.9	8.4	420
610MH/B for Boat		4571584100326	2	B	2100	1080	125	10 ~ 50g	PE 1.2 ~ 2.5	SiC-S Stainless frame K	ACS17	D	-	Put over	94.3	2.1	9.2	470

## Ballistic / Seabass Category

86M		4571584100364	2	S	2605	1330	122	6 ~ 32g	PE 0.8 ~ 1.5	TZ Titanium frame K	VSS16	U	-	Spigot	99.8	1.6	10.5	475
94M		4571584100371	2	S	2850	1455	143	6 ~ 35g	PE 0.8 ~ 1.5	TZ Titanium frame K	VSS16	U	-	Spigot	99.8	1.8	11.7	480
96MMH		4571584100388	2	S	2910	1485	151	8 ~ 38g	PE 1 ~ 2	TZ Titanium frame K	VSS17	U	-	Spigot	99.8	2.0	12.2	495
102MH		4571584100395	2	S	3110	1590	177	8 ~ 42g	PE 1 ~ 2	TZ Titanium frame K	VSS17	U	-	Spigot	99.8	2.3	15.0	510
93M / Bait		4571584100425	2	B	2830	1445	159	8 ~ 42g	PE 1 ~ 2	SiC-S Titanium frame K	ACS17	D	-	Spigot	99.8	2.4	13.0	505
103MH / Bait		4571584100432	2	B	3135	1600	191	10 ~ 45g	PE 1.5 ~ 2.5	SiC-S Titanium frame K	ACS17	D	-	Spigot	99.8	2.1	14.8	555





## Precautions for use and repair

### Precautions for use

- Do not cast with a tangled line or line trouble in the reel. This may cause the rod to break. Furthermore, if you miss or forget to put the line through a guide, this may result in damage or breakage of your rod.
- If you continue to reel in your rig (lure, popper, lig etc) after it has reached the top guide, this will cause the rod to break.
- If you force the joint section of the rod when joining together, this will cause cracking or splitting of the joints.
- If you use the rod while the joint section is still loose, this may cause breakage.
- If the joint section is stuck together, use a rubber sheet for added grip while twisting away from each other.
- Beware of power cables, overhead power lines, or phone lines. The material (carbon) will easily pass through electricity causing serious injury or death.
- If you hear or see lightning approaching while in use, pack the rod away or stay away from the rod. Lightning may strike causing serious injury or death.

### About the contents on this catalog

- Specifications might be changed without previous notice.
- Some of images on this catalog are proto type so it might be different from actual products.
- Images on this catalog might be different from actual products depending on the condition of printing.

### Maintenance and storage

- Wash the rod with running water to rid of any filth and salt. Then wipe off any excess water. If you store your rod without wiping off excess water, this may cause blisters on the blank. Storage in well ventilated areas with no high temperature.
- Please do not leave the rod in your vehicle for long durations in summer. This will cause blisters and warping of the blank.

### Contents in this catalog

- Include accurate specifications of rods, written in accordance with the regulations set by the Japanese National Fishing Rod Fair Trade Conference.
- Specifications listed on this catalog may be altered without notice.
- The colors presented in the pictures may differ from the actual color. Furthermore, some products are prototype rods in the developmental stage and may differ when it reaches the final product.

### Repair and support

- Please take products which is required repairing to sales outlet. At that moment, please send a whole rod (not only the section of the breakage)
- Please be aware that any rod that was personally modified will not be covered by warranty (even if it is under warranty) Any repair that we have judged as changed/tampered with the specification or made to order is unacceptable.

## About YAMAGA Blanks

YAMAGA Blanks  
Official Web Site

<https://yamaga-blanks.com/>



YAMAGA Blanks  
Movies

YouTube



945 OBARU YAMAGA-CITY  
KUMAMOTO-PREF 861-0543 JAPAN  
E-Mail: [info@yamaga-blanks.com](mailto:info@yamaga-blanks.com)



YAMAGA Blanks  
Facebook



YAMAGA Blanks  
Instagram



@YAMAGABlanks.JP

yamagablanks\_official