

YAMAGA Blanks 2023
OFF-SHORE
JIGGING and CASTING CATEGORY

2023 New Tai-rubber Series

SeaWalk Tairubber

Light Jigging Series

SeaWalk Light Jigging

Jigging Series

Galahad

Boat Casting Series

BlueSniper
BOAT CASTING



TYPE: AUTOMATIC
SeaWalk Tairubber 70AT
TYPE: DEEP
SeaWalk Tairubber 611D
TYPE: SENSITIVE
SeaWalk Tairubber 72S
TYPE: FAST
SeaWalk Tairubber 60F

Tai-Rubber Game CATEGORY

NEW SERIES

SeaWalk Tairubber

Tairubber Model / 4 Lineup



◀ SeaWalk Tairubber series category page
Details of each model are available from QR code on each model.
YAMAGA Blanks Official Web site

To seek the possibility of tai rubber game.

The SeaWalk Tairubber series will be reborn in 2023 with a totally new design and concept. There are various methods to target Snapper around the world and Tairubber is just one of them. There are seasonal patterns, varying sea conditions depending on the area, simple reeling methods to highly technical approaches for targeting snapper with the Tairubber. For the new SeaWalk Tairubber series, we have differentiated the categories for the 4 rods depending on style and conditions rather than rod power to set them apart from one another. We have an "AT" (automatic) type for simple reeling of the tairubber, allowing for automatic setting of the hook. The "D" (Deep) type to decipher the complicated currents in deep (100m+) channels and straits. The "S" (sensitive) type, with the most flexible tip of the series, to capture the slightest bites of the spooky fish in the shallows area. Last but not least, the "F" (Fast) type which is a highly sensitive rod to swiftly hook up the fish with the high responsiveness. Our goal was to produce "equipment that will allow anglers to enjoy any given sea conditions". Equipped with not only the lightness of a light game rod, but also the sensitivity and strength, these blanks will be the extension to your arm enabling anglers to go head to head with monstrous snapper exceeding 80cm in length. We hope you can experience our exquisite blanks that will shine a new light into your snapper game.

Released in spring 2023



AT

TYPE : AUTOMATIC

"AT" (Automatic) type for simple reeling of the tai rubber, allowing for automatic setting of the hook.



SeaWalk Tairubber 70AT

Price

LURE 60~150g (Tai rubber) **LINE** PE 0.6~1.0

Rod Detail

Length : 2143mm (Closed length: 1624mm) Weight: 134g

Section : 2pcs (Grip Joint)


Guide : SIC-S Stainless frame K Guide / Spiral guide (Fuji) Reel Seat : PULS17

Suitable reel size : D:100~200 / S:100~300

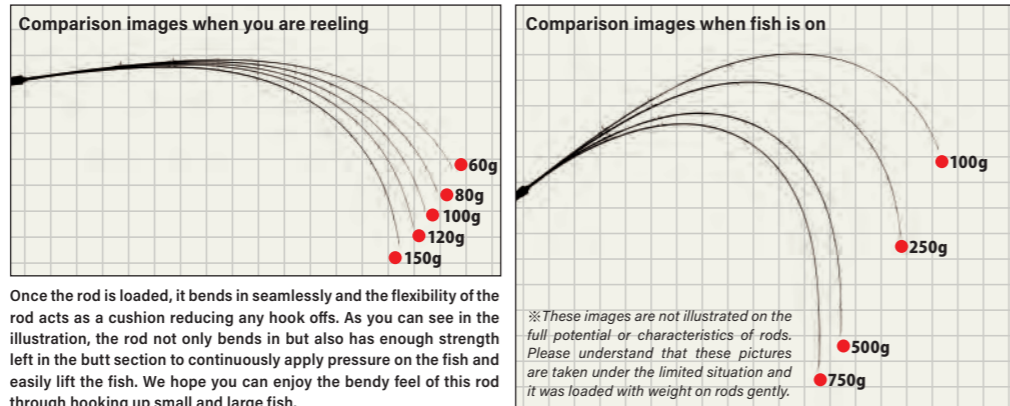
This is an all rounder Tairubber model which will allow for more automatic hooking of the fish. The astounding bending curve and lifting power will bring about a new fighting style for you.

This is a specialized model to automatically hook up snapper by simply continuing to reeling in your rig following the small nibbles which frequently occur prior to the main bite. The automatic yet smooth hooking of the fish is brought on by the flexible yet powerful blank. In addition, the 7.0ft length blank will absorb the rocking of the boat and allow for a more stable retrieval of your tairubber resulting in increased bites from the snapper. The thin yet outstanding strength in the butt section will allow anglers to easily lift the monstrous snapper from the deep while absorbing the neck shaking of the large fish. This model is the backbone for the series and can be recommended for use in various field conditions.

Recommended field Depth to about 30m~100m



SeaWalk Tairubber 70AT BENDING CURVE



Once the rod is loaded, it bends in seamlessly and the flexibility of the rod acts as a cushion reducing any hook offs. As you can see in the illustration, the rod not only bends in but also has enough strength left in the butt section to continuously apply pressure on the fish and easily lift the fish. We hope you can enjoy the bendy feel of this rod through hooking up small and large fish.

D

TYPE : DEEP

"D" (Deep) type to decipher the complicated currents in deep (100m+) channels and straits.



SeaWalk Tairubber 611D

Price

LURE 100~250g (Tai rubber) **LINE** PE 0.8~1.2

Rod Detail

Length : 2125mm (Closed length: 1550mm) Weight : 179g

Section : 2pcs (Grip Joint)


Guide : SIC-S Stainless frame K Guide / Spiral guide (Fuji) Reel Seat : PLS18

Suitable reel size : D:200~300 Electric reel:200 / S:200~300 Electric reel:600

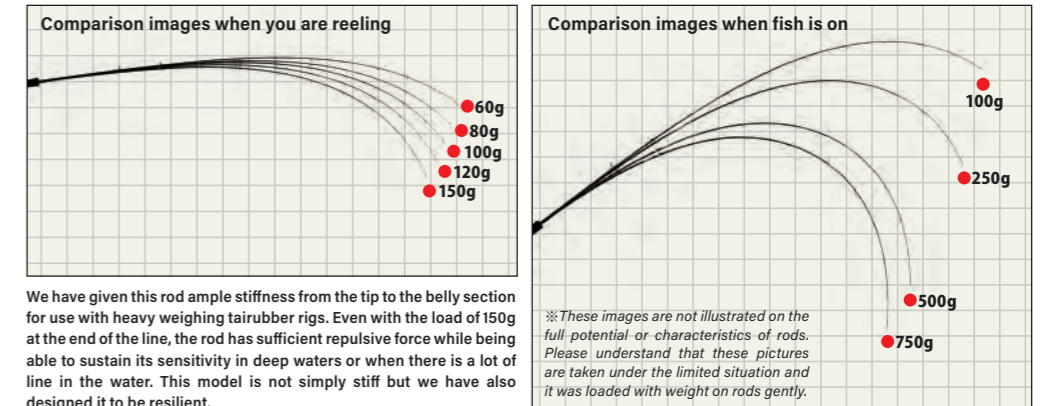
This is a specialized model packed with the characteristics which enable anglers to head out to the deep waters to easily and lightly handle the heavy Tairubber rigs.

Anglers will have to utilize heavy weight Tairubber jigs when fishing in 100m of water. This model is specifically designed to enable anglers to easily handle these heavy rigs. The blank was shaped to reduce the heavy load on the angler during the reeling of the heavy rig from the deep waters in intricate current conditions. Needless to say, the rod possesses outstanding butt power to lift the snapper from the deep and the longish designed front grip also allows anglers to pump the rod with the grip end on your waist and allows for use with electronic reels. We were able to create this rod with attention to the smallest detail in components for anglers to enjoy the Tairubber game in the deep waters.

Recommended field Depth to about 50m~150m



SeaWalk Tairubber 611D BENDING CURVE



We have given this rod ample stiffness from the tip to the belly section for use with heavy weighing tairubber rigs. Even with the load of 150g at the end of the line, the rod has sufficient repulsive force while being able to sustain its sensitivity in deep waters or when there is a lot of line in the water. This model is not simply stiff but we have also designed it to be resilient.



Electric reel compatible model



Rod Detail Page



S TYPE : SENSITIVE

"S" (sensitive) type, with the most flexible tip of the series, to capture the slightest bites of the spooky fish in the shallows area.



Rod Detail Page

SeaWalk Tairubber 72S

Price

LURE 30~100g (Tai rubber) LINE PE 0.4~0.8


Rod Detail

Length : 2185mm (Closed length: 1118mm) Weight: 100g
 Section : 2pcs (Center cut • Put over Ferrule)
 Guide : SiC-S Stainless frame K Guide(Fuji) Reel Seat : PMTS17
 Suitable reel size : D:100~200 / S:100~200

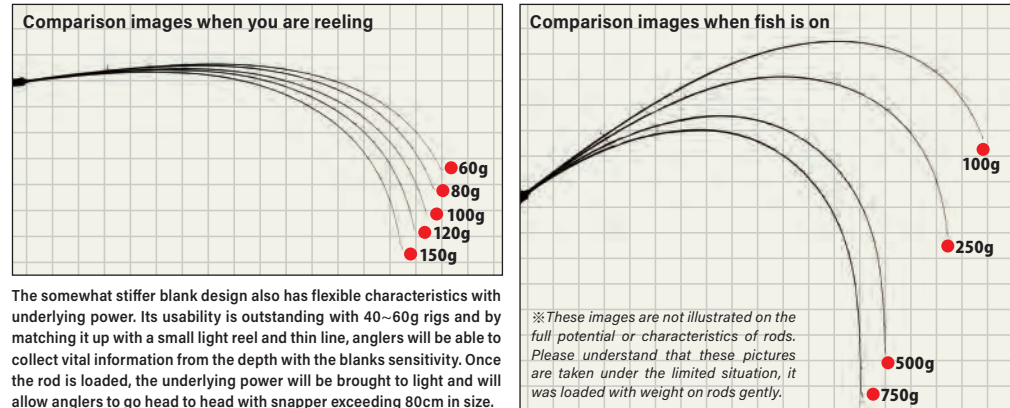
This is a super sensitive model built with a flexible and highly sensitive tip to sense out the most minute bites.

This is the sensitive Tairubber model packed with our expertise and knowledge from producing light game rods. It has the most flexible tip section of the series and its outstanding sensitivity will allow anglers to successfully hook up the slightest of bites. The delicate tip will transmit the vital information of the current and the slightest nibbles from the fish through the sensitive blank and successfully lead to a hookup. This model will become your biggest asset in situations where the fish are reluctant to take a proper bite when the boat is barely drifting and the flow of the current is super weak.

Recommended field Depth to about 20m~80m



SeaWalk Tairubber 72S BENDING CURVE



The somewhat stiffer blank design also has flexible characteristics with underlying power. Its usability is outstanding with 40~60g rigs and by matching it up with a small light reel and thin line, anglers will be able to collect vital information from the depth with the blanks sensitivity. Once the rod is loaded, the underlying power will be brought to light and will allow anglers to go head to head with snapper exceeding 80cm in size.

F TYPE : FAST

"F" (Fast) type which is a highly sensitive rod to swiftly hook up the fish with the high responsiveness.



Rod Detail Page

SeaWalk Tairubber 60F

Price

LURE 60~120g (Tai rubber) / ~100g (Jig) LINE PE 0.6~1.0


Rod Detail

Length : 1853mm (Closed length: 950mm) Weight : 100g
 Section : 2pcs (Center cut • Put over Ferrule) Tip : Carbon Solid
 Guide : SiC-S Stainless frame K Guide(Fuji) Reel Seat : PMTS17
 Suitable reel size : D:100~200 / S:100~300

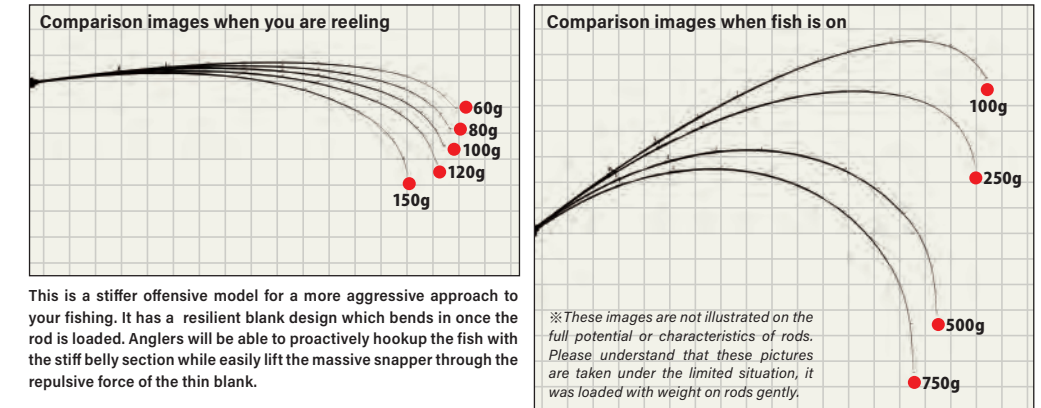
This is the highly responsive Tairubber model with a highly repulsive blank for a more aggressive approach to the snapper game.

More specifically, the rod is built up of a carbon solid tip to feel for the minute changes in currents and bites and the highly responsive belly section allows anglers to swiftly and aggressively hookup the fish. Although it is short in length with a stiffer blank, the smooth blank taper will reduce the instability when reeling in your rig, enabling anglers to maintain their concentration and aggressively hook up at your will. Furthermore, the highly responsive blank will allow for use with small snapper jigs. We highly recommend this model for those anglers who like to use both Tairubber rigs and snapper jigs depending on the fishing conditions.

Recommended field Depth to about 30m~100m



SeaWalk Tairubber 60F BENDING CURVE



This is a stiffer offensive model for a more aggressive approach to your fishing. It has a resilient blank design which bends in once the rod is loaded. Anglers will be able to proactively hookup the fish with the stiff belly section while easily lift the massive snapper through the repulsive force of the thin blank.

※ These images are not illustrated on the full potential or characteristics of rods. Please understand that these pictures are taken under the limited situation, it was loaded with weight on rods gently.

LIGHT JIGGING CATEGORY

SeaWalk Light Jigging

Light Jigging Model / 6 Lineup



SeaWalk Light Jigging series category page
Details of each model are available from QR code on each model.
YAMAGA Blanks Official Web site



You can aim Grunt, Horse mackerel, Blue runner, Rockfish, Sea bream or Hairtail systematically with these line up of Seawalk series. Blanks of light Jigging series have been employed flexibility on tip, high operational performance on belly section and huge power on butt section to keep large fish under control especially when you use Tungsten-Jig.

The most important factor of "light jigging" with Tungsten-jig is how rod itself make jig swim naturally and shift to let it fall with quick response automatically. Of course it is also important for fine result to sense condition of the sea, then adjust jig weight to your PE line. That is the reason why we have pursued high sensitivity and flexible tip section to let Jig swim naturally. As we have explained already, you do not have to worry if bigger fish than you have expected is on. All models of light jigging series have been loaded enough power to keep huge fish under control.


TARGET Bluerunner · Rockfish · Grunt · Horse mackerel · Hairtail · Flatfish · Seabass

GUIDE SIC-S stainless frame K guide (Fuji)

REEL SEAT (Spinning model) VSS16 (Fuji) / UP lock
(Overhead reel model) PULS17 (Fuji) / Down lock


SECTION & JOINT 2pcs (Grip-Joint)

SeaWalk Light Jigging Series Rod Detail



SeaWalk Light Jigging Series Model Data

Item	Reel	Length	Closed length	Weight	Suitable reel size	Target	Lure
67UL	Spinning	2015mm	1570mm	102g	D: LT2000-2500 / S: 2000-C3000	Bluerunner · Rockfish · Grunt · Horse mackerel	Metal jig (Up to 80g is available if you just reeling)
64L	Spinning	1935mm	1475mm	114g	D: LT2500-4000C / S: C3000-4000	Bluerunner · Rockfish · Grunt · Horse mackerel	Metal jig (Up to 120g is available if you just reeling)
64ML	Spinning	1935mm	1475mm	115g	D: LT2500-4000C / S: C3000-4000	Bluerunner · Rockfish · Hairtail · Bream	Metal jig (High pitch jerking is available)
B66L	Overhead reel	1985mm	1525mm	131g	D: 100-200 / S: 100-300	Bluerunner · Rockfish · Hairtail · Bream · Seabass	Metal jig · Tairubber
B66ML	Overhead reel	1985mm	1525mm	131g	D: 100-200 / S: 100-300	Bluerunner · Rockfish · Hairtail · Bream · Seabass	Metal jig · Tairubber
B65M	Overhead reel	1960mm	1490mm	128g	D: 100-200 / S: 100-300	Bluerunner · Rockfish · Hairtail · Bream	Metal jig (Up to 250g is available if you fish with slow pitch jerking)



SeaWalk Light Jigging 67UL

LURE Jig 15~40g / Cast Max 25g
LINE PE 0.4~0.8

Price



Rod Detail Page



SeaWalk Light Jigging 64L

LURE Jig 30~80g / Cast Max 35g
LINE PE 0.6~1

Price



Rod Detail Page



SeaWalk Light Jigging 64ML

LURE Jig 60~120g / Cast Max 50g
LINE PE 0.6~1.2

Price



Rod Detail Page



SeaWalk Light Jigging B66L

LURE Jig 40~80g
LINE PE 0.6~1

Price



Rod Detail Page



SeaWalk Light Jigging B66ML

LURE Jig 40~120g
LINE PE 0.8~1.2

Price



Rod Detail Page



SeaWalk Light Jigging B65M

LURE Jig 60~150g
LINE PE 0.8~1.5

Price



Rod Detail Page



This is the ultra-light class of light-jigging series to aim Grunt, Horse mackerel or else on shallow water with light weight jigs (around 20g). Combination of super fine PE line and Tungsten-jig make super light jigging possible to aim school of Grunt with falling action or Horse mackerel on the very bottom of the sea. And you will be able to cast jigs up to 25g or let jig up to 40g swim naturally in the 40m depth of water without any stress so you can aim variety of target depend on depth of water systematically. It is bent nicely when sea bream over 80cm or blue runner around 5kg without losing initiative.

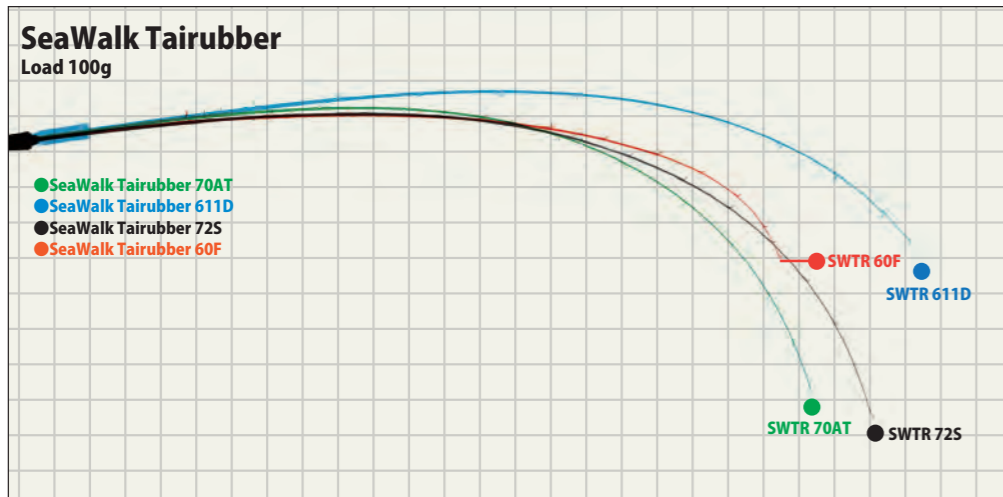
This is the standard model for light-jigging with Tungsten-jig on inshore. If you wish to cast jig up to 35g compactly or if you wish to cast Tungsten jig or Tai rubber jig to search target widely around 30-60m depth of the sea, belly and butt section which have been loaded moderate stiffness and strength make it possible. Thanks to performance of well-balanced tip and belly section, you can manipulate jig up to 80g on 80m depth of the water and you can keep jig swimming naturally without too much kickback.

This is heaviest model of spinning model in this series. It will suit to deep area such as 50m-100m depth or field that current running rapidly. You can cast jig up to 50g. At the situation of vertical and horizontal fishing, you can handle jig up to 120g without any stress. You will notice that strength of butt section of 64ML once bigger fish than you expected is on. Taking advantage of cast ability and falling speed as spinning model, this 64ML will be the huge advantage if you fish on the sea very deep or current running rapidly.

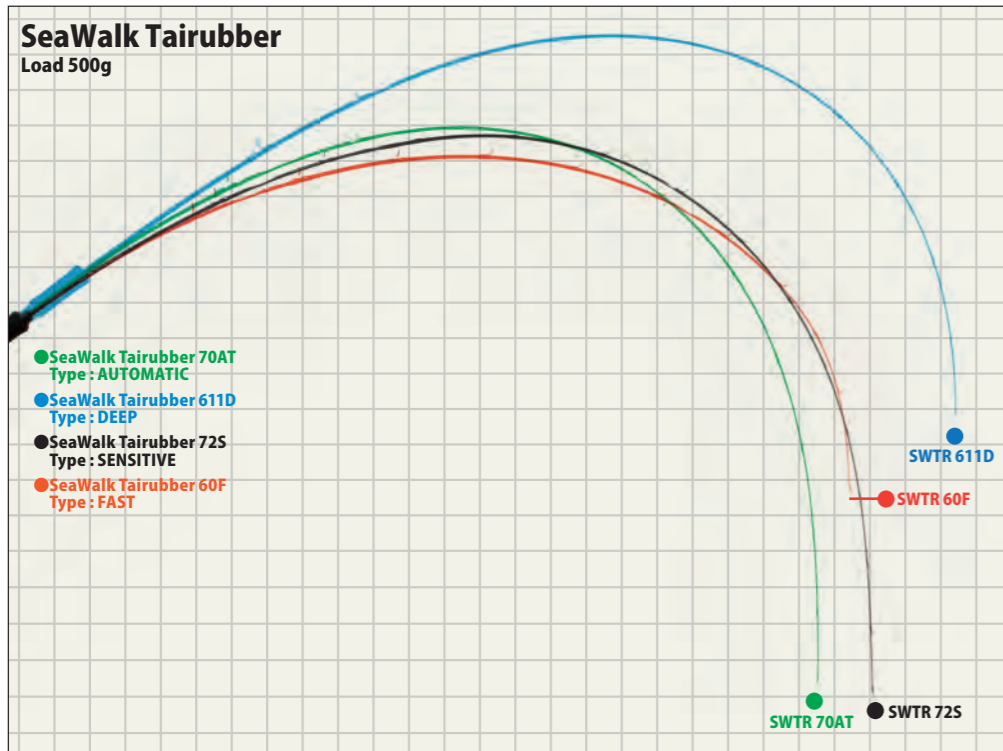
This 66L have employed high versatility to fish with Tungsten-Jig on 20m-50m depth of the sea. It will good to be used for Tairubber game thanks to its flexible tip section and belly section which have moderate stiffness with high sensitivity to let you notice vital information or slightly changes of current. If you wish to aim Hair tail or Sea bass on bay area and try not to let jig move too much, this 66L will make it easier than other models for sure.

66ML have characteristic to cover wide range of depth of the sea (30m-80m) thanks to its well-balanced sensitiveness and powerfulness. Even you fish with Tungsten-jig, you will never lose response speed of jerk taking advantage of high sensitivity and manipulate ability thanks to characteristics of overhead model. It is also good to be used for Tairubber game in deep area(80m-100m) or current running rapidly.

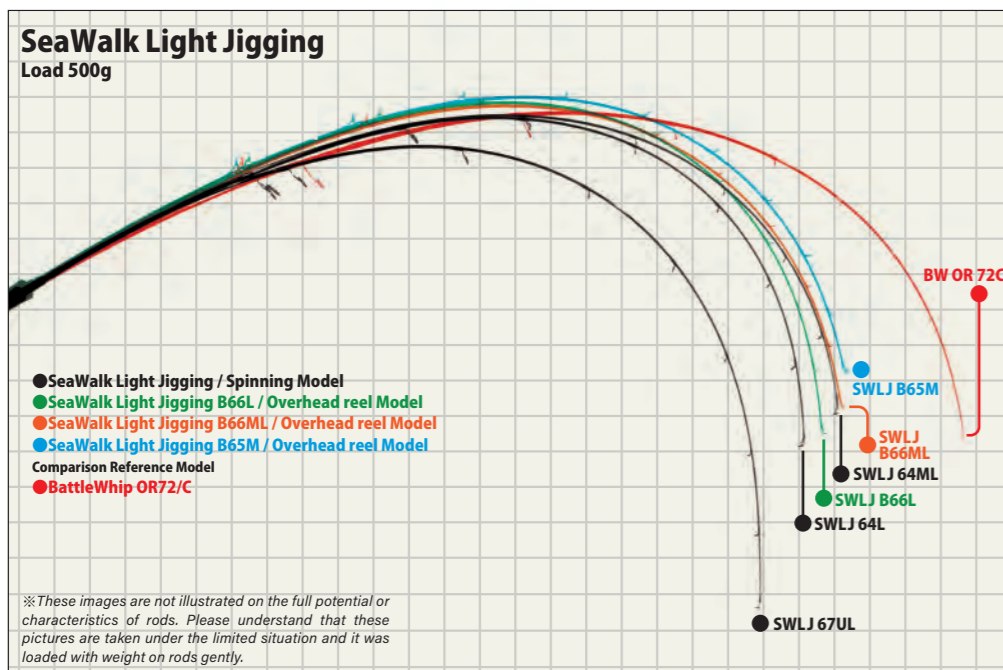
This 65M is the most powerful model of light-jigging series which is good to be fished in high population of blue runner. Compared to other models of light-jigging series, it have been loaded a little stiffer blank than other and you can enjoy manipulating jig manually with this 65M at your will. You can handle 80g-150g of Tungsten-jig comfortably with it. If you are going to fish in 100m depth of water or rapid area with fine line, we recommend you to take this 65M.



The picture illustrates the bending curve of the SeaWalk Tairubber series with a static load of 100g. Although each model has its distinct characteristics, all models are built to easily hook up the fish, allowing for usage of these rods throughout the world. The 70AT is the most standard model of the series allowing for use in various depths and wide range of tairubber weights. The stiffer 60F is ideal for use with jigs in addition to the use of Tairubber rigs for anglers to aggressively hookup aggressive bites.



The picture illustrates the bending curve of the SeaWalk Tairubber series with a static load of 500g. As you can see in the illustration, each model has a distinct bending curve yet possessing the power to go head to head with monstrous snapper over 80cm in length. The powerful and resilient 611D is especially designed to easily fight large snappers in deep and fast flowing currents. Other models also possess the repulsive force and power yet being more flexible and bendy to absorb the strength of the fish.



The picture illustrates the difference in the bending curve of the SeaWalk light jigging series with reel and line set through the guides with a static load of 500g. Although the power class may be the same, the spinning rods and bait-casting rods have a totally different curve and characteristics. What they do have in common though is the outstanding butt power. You can see that the UL is bending over yet possessing comparative butt strength to the rest of the series. All models can target fish over 5kg and the power class generally describes the difference in the blanks strength to give you an ideal of which rod to choose depending on depth you fish and jig weight you may use. The BattleWhip OR72/c is also included in the diagram for your reference. Although this model is for boat-egging (squid jigging), it is a very versatile rod able to handle light jigging and casting.

※These images are not illustrated on the full potential or characteristics of rods. Please understand that these pictures are taken under the limited situation and it was loaded with weight on rods gently.

Galahad



JIGGING CATEGORY

Galahad

Jigging Model / 9 Lineup



● Galahad series category page
Details of each model are available from QR code on each model.
YAMAGA Blanks Official Web site



- TARGET** Bluerunner · Tuna
- GUIDE** SIC-S stainless frame K guide (Fuji)
(526S · 526B) SIC Ocean Guide(Fuji)
- REEL SEAT** (632S · 633S · 634S · 585S) DPS18 (526S) DPS20
(622B · 623B · 624B) PLS18 (526B) T-DPS20 (Fuji)
(Spinning model) UP lock
(Overhead reel Model) Down lock
- SECTION** 1pc


Galahad from YAMAGA Blanks which has been designed as 1 pc model to taking advantage of bending curve and repulsive force as a jointless stick are line up for jigging game.

632S,633S and 634S have been loaded flexible tip section to let jig swim naturally and moderate repulsive force on belly and butt section to let jig move rhythmically. 585S and 526S high elasticity to let jig move speedy and aggressively when you jerk vertically.

We have succeeded to load high sensitivity to sense small vital information, ease of manipulation to reduce physical burden and high speed of response to transfer your input power. You can jerk both short and long strokes as you wish easily. 3 models for electric reel which are enhanced durability and tenacity against continuous jerking action.

Galahad series have been developed well to cover various situation and method.

Galahad Series Rod Detail



Galahad 632S

LURE Jig Max 140g **LINE** Max PE 2 **DRAG** Max 3kg/45° **Price**

This is the lightest model of spinning which have high flexibility on tip and belly section. Although it has flexibility and high sensitivity to sense slightly changes of current and reducing the chance of breaking line or hook, once loaded heavily tough butt section keep unexpected huge fish under control. If you focus to input the load on belly section, jig will swim very smoothly without unnatural movement.



Galahad 633S

LURE Jig Max 180g **LINE** Max PE 3 **DRAG** Max 4kg/45° **Price**

You can call this 633S all-rounder of inshore jigging model. Sometimes you have to do one pitch jerk on horizontally, combination jerk on vertically with just one stick. 633S work well on various kind of jigging situation as an all-rounder. You can sense even a small vital information so if the target would not take your jig then you can switch the rhythm of jerking to let them bite. If you fish with jig around 150g please take 633S or if you use around 120g mainly, 632S is the best choice.



Galahad 634S

LURE Jig Max 220g **LINE** Max PE 4 **DRAG** Max 6kg/45° **Price**

If you face the situation that you are required to move long jig naturally, to input load effectively on deep or rapid area, even on horizontally jigging in windy condition, 634S will cover all of these without any anxious. You will realise that 634S have massive power to fight with kingfish at shallow or rough reef. The versatility of 634S enable you to jerk in one pitch or combinational jerk if you necessary to approach with different method.



Galahad 585S

LURE Jig Max 280g **LINE** Max PE 5 **DRAG** Max 8kg/45° **Price**

585S have been designed to control the game of kingfish or amberjack without losing initiative. Short and fine blank of 585S enable you to jerk jig aggressively does not matter the shape of Jig to approach the target. Of course, butt section has enough power to keep giving pressure on fish with PE5. If you wish to fall jig vertically and jerk aggressively to aim huge one at fish bed or rough reef, 585S is the perfect choice for sure.



Galahad 526S

LURE Jig Max 350g **LINE** Max PE 6 **DRAG** Max 12kg/45° **Price**

If you wish to aim great amberjack, large dogtooth tuna around 200m depth of water or huge kingfish feeding on the fish bed, this 526S which is specialized for high pitch jerk will be perfect choice. You can transfer your loading to metal jig with small motion easily thanks to the high modulus design of blank. So, you can jerk very quickly as you wish to even in quite deep water. Although it has toughness and durability to keep unexpected big target under control on butt section, it bends much smoother than you expected.



Galahad 622B

LURE Jig Max 150g **LINE** Max PE 2 **DRAG** Max 3kg/45° **Price**

This is the lightest model for overhead reel to be used on near shore with PE line up to 2. You can approach the target with various action as such as natural swimming action focused on tip section, high speed short pitch jerking concentrate on belly and butt section or long fall action to cover various situation thanks to sensitivity and lightness of blank itself. If you wish to aim yellowtail or kingfish delicately with fine line, 622B is the one.



Galahad 623B

LURE Jig Max 200g **LINE** Max PE 3 **DRAG** Max 4kg/45° **Price**

If you wish to give metal jig various kind of action as such as one pitch jerk in slow tempo, long fall or high pitch jerk with just one stick, we recommend you to pick this 623B. It has high sensitivity to sense what is happening in the deep water so you will be able to switch the way of approach depends on situations. It have been achieved high standard as overhead reel jigging tackle to aim yellowtail, kingfish or amberjack technically without any anxious and stress.



Galahad 624B

LURE Jig Max 250g **LINE** Max PE 4 **DRAG** Max 6kg/45° **Price**

This 624B is supposed to be chosen by anglers who is pursuing large kingfish or amberjack with PE4. 624B covers various way of approach as such as not only high pitch action thanks to blank which can transfer your loading of power very well but also good at long fall action in slow pitch. The potential of 624B will be shown by anglers especially who fish at deep or rapid area mainly to set hook on the target as you have planned exactly.



Galahad 526B

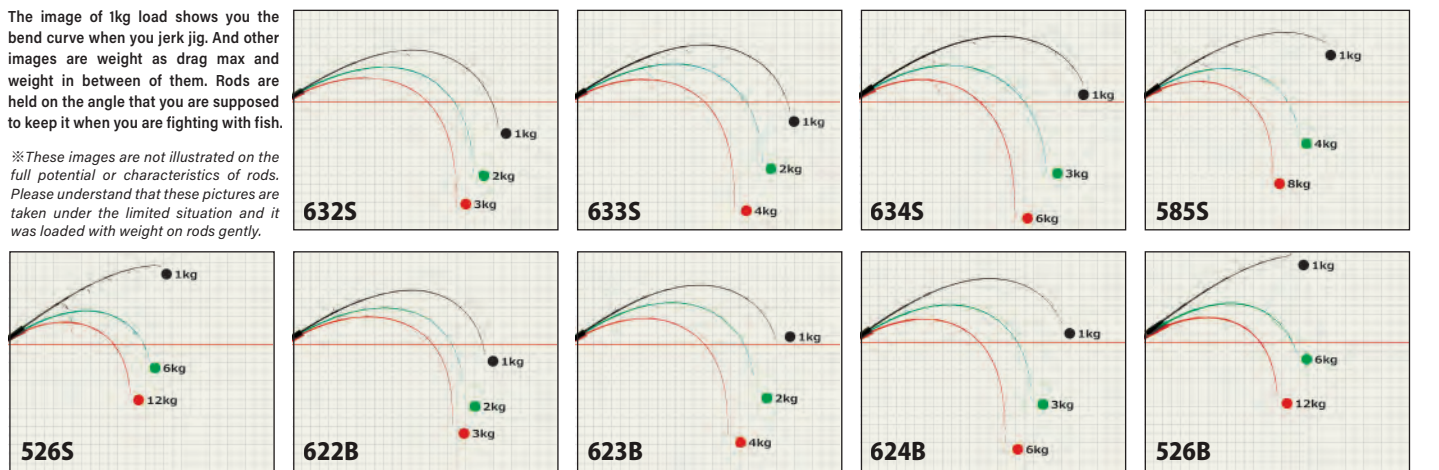
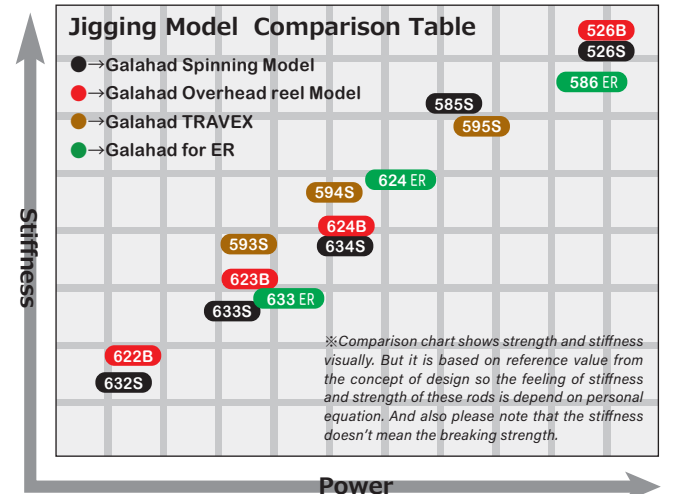
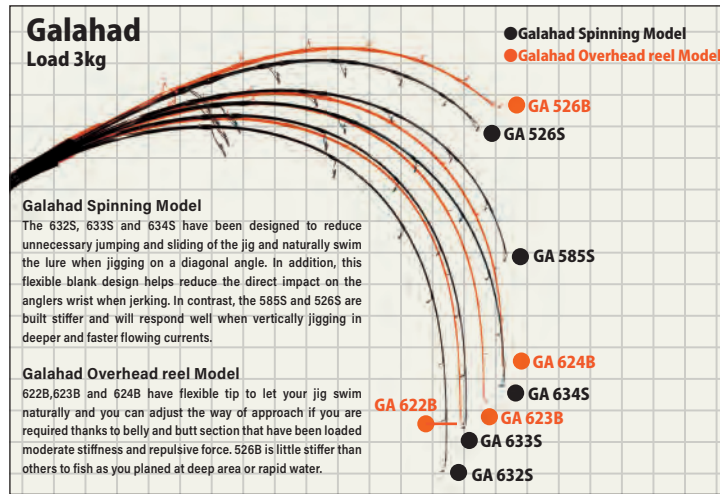
LURE Jig Max 350g **LINE** Max PE 6 **DRAG** Max 12kg/45° **Price**

This is the overhead reel model as same blank as 526S. It is specialized overhead reel model to aim large amberjack or dogtooth tuna on water up to 200m depth or heavy and rapid area. Moderate stiffness of this blank will reduce physical burden of angler. The sensitiveness hidden in blank of it will let you sense slightly changes of current and help you to jerk jig delicately. You can hold the rod on the gimbal belt or under your arm while enjoying the bend curve of this 526B.



Galahad Series model data

Item	Reel	Length	Weight	Suitable reel size	Target	Field	Recommended jig action
632S	Spinning	1915mm	169g	S · D: 5000-6000	Blue-runner	Depth to about 60m	Vertical jerk / Bevel jerk
633S	Spinning	1915mm	178g	S · D: 5000-6000	Blue-runner	Depth to about 80m	Vertical jerk / Bevel jerk
634S	Spinning	1915mm	196g	S · D: 6000-8000	Blue-runner · Tuna	Depth to about 100m	Vertical jerk / Bevel jerk
585S	Spinning	1745mm	212g	S · D: 8000-10000	Huge Blue-runner · Tuna	Depth to about 120m	High-pitch jerk / Vertical jerk / Bevel jerk / Long-pitch jerk
526S	Spinning	1585mm	304g	S · D: 10000-20000	Huge Blue-runner · Tuna · etc	Depth to about 150m	High-pitch jerk / Vertical jerk / Bevel jerk / Long-pitch jerk
622B	Overhead reel	1890mm	187g	S · D: 1000-1500	Blue-runner	Depth to about 80m	Vertical jerk / Bevel jerk
623B	Overhead reel	1890mm	188g	S · D: 1000-2000	Blue-runner	Depth to about 100m	Vertical jerk / Bevel jerk
624B	Overhead reel	1890mm	191g	S · D: 2000	Blue-runner · Tuna	Depth to about 120m	Vertical jerk / Bevel jerk / Shallow and deep area
526B	Overhead reel	1585mm	303g	S · D: 3000-4000	Huge Blue-runner · Tuna · etc	Depth to about 200m	High-pitch jerk / Vertical jerk / Bevel jerk / Long-pitch jerk



JIGGING CATEGORY

Galahad 電



Electric Reel Jigging Model / 3 Lineup

TARGET Bluerunner・Tuna **GUIDE** SIC-S stainless frame K guide (Fuji) (586B電) SIC Ocean Guide(Fuji)


REEL SEAT TCS18 (Fuji) / Down lock **SECTION & JOINT** 1pc



The Galahad “電” are series especially designed for jigging with electric reels. These electric reels create a unique jig action which is difficult to replicate with ordinary reels that sometimes create unnecessary pauses. The heavy load placed on the blank by the mechanical winding of the reel is absorbed by the tip and the highly resilient belly section will allow anglers to rhythmically maneuver the jig through their rod-work. All 3 models are highly resilient and will assist the anglers to maintain a dominant position when fighting unexpected large species that may bite.

QR code linking to Galahad 電 series category page. Details of each model are available from QR code on each model. YAMAGA Blanks Official Web site

Galahad 電 Series Rod Detail



Galahad 633B 電 for Electric reel Jigging

LURE Jig Max 150g **LINE** ~PE 3 **DRAG** Max 4kg/45° **Price**

If you are going to aim at small sized Blue Runner with PE 3, this 633 would be a perfect choice. Even though automatic reeling at constant speed, flexibility of tip and belly section will help you to jerk jig comfortably and set hook on with less failure. It will bend very much when fish is on, but you can fight with fun without any worry. You will be surprised that potential which is hidden inside blank of 633 for sure.



Galahad 624B 電 for Electric reel Jigging

LURE Jig ~250g **LINE** ~PE 5 **DRAG** Max 6.5kg/45° **Price**

This is standard jigging rod for ER to aim bluerunner around 5kg. You can be reeling with any speed thanks to nice and flexible tip section, then you can give the action to jig at your own will. If you hooked bluerunner more than 10kg, you do not have to worry about anything! It will enable you to keep it under control without being anxious. We believe that it may be allowed to call almighty jigging rod for ER and we want anglers all over the world to fish with it.



Galahad 586B 電 for Electric reel Jigging

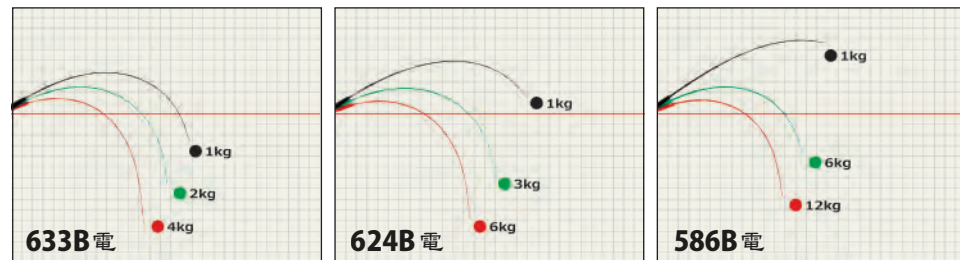
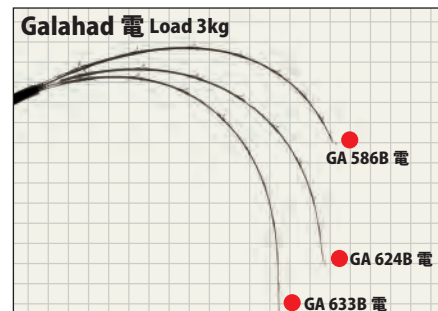
LURE Jig ~350g **LINE** ~PE 6 **DRAG** Max 10kg/45° **Price**

If you are going to aim king fish or yellow tail over 10kg we recommend you to choose this monster hunter. You can give action to jig around 300g in 100m depth of the sea effectively. It is going to help you to jerk heavy jig without any burden or stress and to fight with big fish with huge advantage thanks to its flexibility, toughness, and versatility. Fulcrum point is going to move to butt section when you fight. It is not just stiff rod, you can use it feel like your arm for sure.



Galahad 電 Series model data

Item	Reel	Length	Weight	Suitable reel size	Target	Field	Characteristic
633B電	Overhead reel	1925mm	200g	S・D: 1000-2000	Bluerunner	Depth to about 100m	Manual type of reel is available・Cover from horizontal to vertical jigging.
624B電	Overhead reel	1905mm	199g	S・D: 1000-2000	Bluerunner・Tuna	Depth to about 150m	Manual type of reel is available・Cover from horizontal to vertical jigging.
586B電	Overhead reel	1740mm	269g	S・D: 2000-3000	Huge Bluerunner・Tuna	Depth to about 200m	Manual type of reel is available・Cover from horizontal to vertical jigging.



To absorb the impact of power loading by electric reel, blank of this series have been designed to become more seamless even on continuous supply of loading. These have kind of parabolic action so good to be fished with manual overhead reel as well.

JIGGING CATEGORY

Galahad TRAVEX

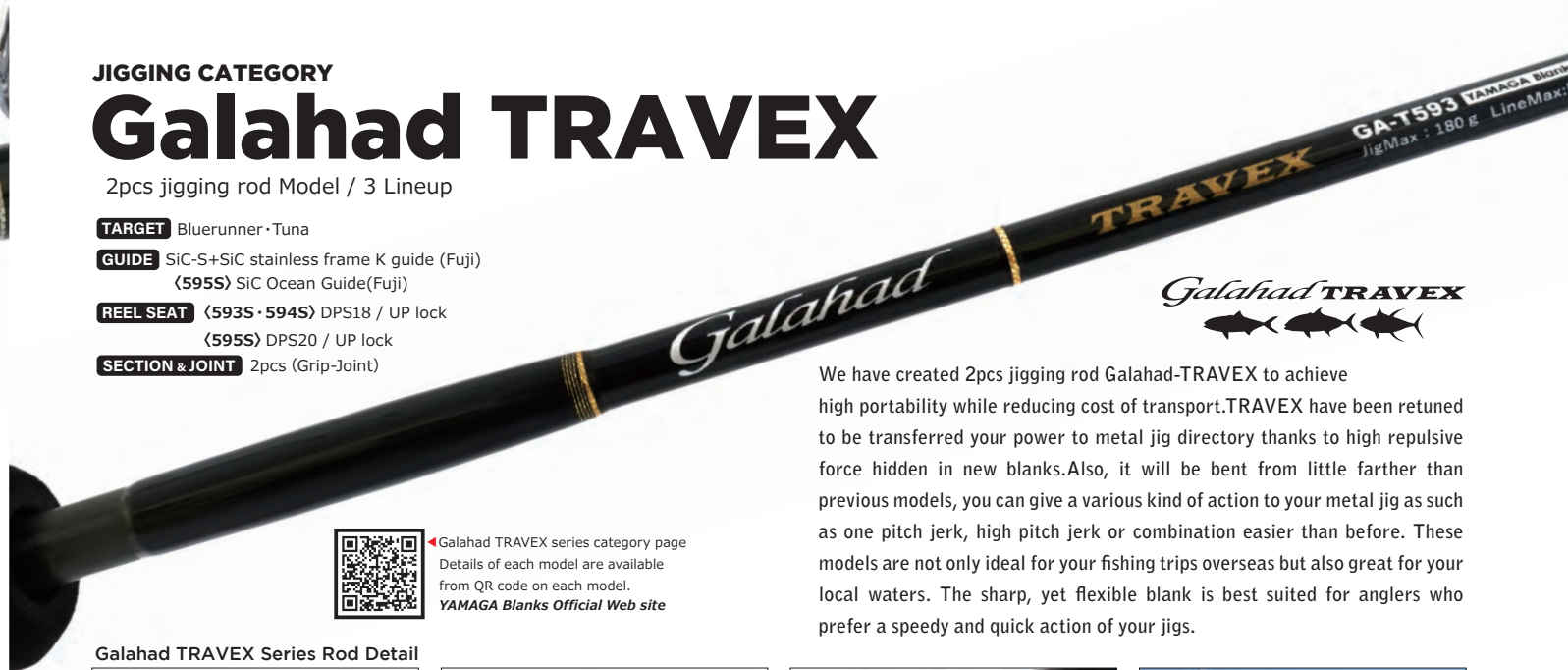
2pcs jigging rod Model / 3 Lineup

TARGET Bluerunner・Tuna

GUIDE SIC-S+SiC stainless frame K guide (Fuji) (595S) SIC Ocean Guide(Fuji)

REEL SEAT (593S・594S) DPS18 / UP lock (595S) DPS20 / UP lock

SECTION & JOINT 2pcs (Grip-Joint)



We have created 2pcs jigging rod Galahad-TRAVEX to achieve high portability while reducing cost of transport. TRAVEX have been returned to be transferred your power to metal jig directory thanks to high repulsive force hidden in new blanks. Also, it will be bent from little farther than previous models, you can give a various kind of action to your metal jig as such as one pitch jerk, high pitch jerk or combination easier than before. These models are not only ideal for your fishing trips overseas but also great for your local waters. The sharp, yet flexible blank is best suited for anglers who prefer a speedy and quick action of your jigs.

QR code linking to Galahad TRAVEX series category page. Details of each model are available from QR code on each model. YAMAGA Blanks Official Web site

Galahad TRAVEX Series Rod Detail



Galahad TRAVEX 593S

LURE Jig Max 180g **LINE** Max PE 3 **DRAG** Max 5kg/45° **Price**

This is versatile stick to cover various method of jigging such as horizontally or vertically with around PE3. Thanks to sharpness and lightness of this blanks, you can enjoy manipulating your jig as you wish to. If you aim yellowtail or kingfish with metal jig up to 180g on 30~80m depth of water, the potential of 593S will be shown definitely. Although blanks of 593S seems slim and delicate, fish will be stopped and lifted by butt section which have been loaded massive power.



Galahad TRAVEX 594S

LURE Jig Max 240g **LINE** Max PE 4 **DRAG** Max 6.5kg/45° **Price**

If you aim kingfish or amberjack at near shore on expedition with around PE4, this 594S is the best choice. Lightness feeling of manipulation that is loaded as common characteristics of TRAVEX series enable you to handle long jig naturally at horizontally or to jerk jig aggressively at vertically. When you fish at fish bed with rough bottom or shallow area to aim tough target, you do not have to afraid to let it stop forcefully and aggressively without losing your initiative.



Galahad TRAVEX 595S

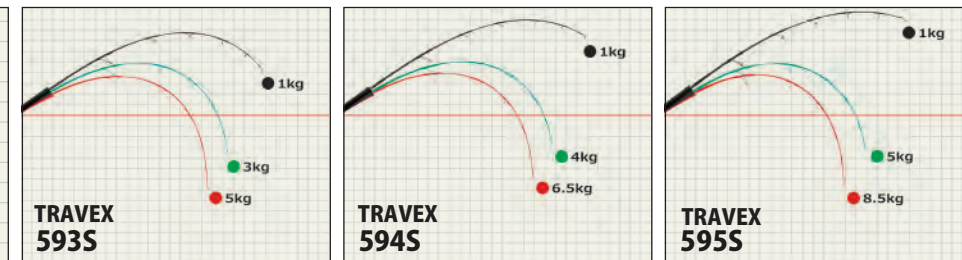
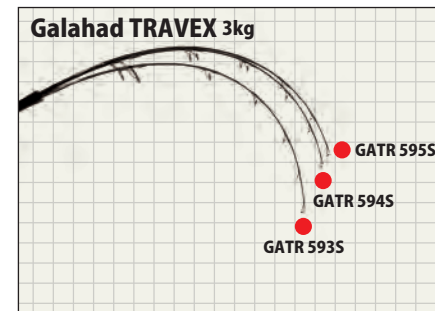
LURE Jig Max 320g **LINE** Max PE 5 **DRAG** Max 8.5kg/45° **Price**

If you have plan to go to southern island of Japan or deep sea of overseas to aim large amberjack, dogtooth tuna or yellowfin tuna, please take 595S without hesitations. Tip section have been adjusted to become little flexible for increasing ability of manipulation and reducing burden of anglers when they jerk aggressively. Once huge fish is on, you will notice that it bends very smoothly and you might forget that it is 2pics grip jointed.



Galahad TRAVEX Series model data

Item	Reel	Length	Closed length	Weight	Suitable reel size	Target	Field	Recommended jig action
593S	Spinning	1775mm	1135mm	206g	S・D: 5000-6000	Bluerunner (Yellowtail・Kingfish・etc)	Depth to about 100m	High-pitch jerk / Vertical jerk / Bevel jerk
594S	Spinning	1775mm	1135mm	221g	S・D: 6000-8000	Huge Bluerunner (Amberjack・Kingfish・etc)	Depth to about 150m	High-pitch jerk / Vertical jerk
595S	Spinning	1780mm	1130mm	279g	S・D: 8000-10000	Huge Bluerunner・Dogtooth tuna・Tuna・etc	Depth to about 200m	High-pitch jerk / Vertical jerk



Galahad TRAVEX series are designed to become little stiffer and sharper than same power spec of 1piece model. Easier to load your power directory to jig when you start jerking especially on vertical jigging or approach to deep area with high pitch jerk.

BOAT CASTING CATEGORY

BlueSniper Boat Casting

BlueSniper / Boat Casting Model / 7 Lineup

TARGET Migratory fish · Bluerunner · Tuna

GUIDE (81/2 · 70/2 · 72/3) SiC-S Stainless frame K(Fuji)
 (79/3 · 75/4 · 82/4) SiC-S Stainless frame K+SiC Ocean Guide(Fuji)
 (82/6) SiC Ocean Guide(Fuji)

REEL SEAT (82/4 · 82/6) DPS20 (Others) DPS18
 (All models) BACK STOP Double Nut(Fuji)

SECTION & JOINT 2pcs (Grip-Joint)




BlueSniper Boat series category page
 Details of each model are available from QR code on each model.
 YAMAGA Blanks Official Web site



The BlueSniper boat casting models are designed for all anglers to be able to easily cast and fight large species inhabiting the deep blue. In order to enjoy the boat casting game to target small~large Bluerunners, Kingfish and Tuna, it is vital for anglers to choose the right tackle balance which match your target size and fishing conditions. The lineup of the BlueSniper boat casting series have a vast array of models suitable from small Kayaks to even large charter boats. For all models, the common characteristics we pursued was light casting feel and the ability to easily fully load the rod with your weight. These characteristics will surely be of advantage to you in the challenging off-shore boat game.

BlueSniper Boat Casting Rod Detail



BlueSniper 81/2

This model will enable anglers to use lures not previously capable on its predecessor such as small sardine or 15cm size bait. The flexible tip allows usage on small lures and can still handle fish up to 10kg. Based on much wider range of lure capacity than previous series, you will be able to match the bait more than ever.

LURE 15~50g **LINE** PE 2~3 **Price**
DRAG Max 4kg/45°



BlueSniper 70/2

This is the short length model with high maneuverability. This is the one that will do great job, whereby the situations that needs you to cast from limited space such as small boat. The flexible tip enable anglers to cast lures around 15g in rhythmically and landing fish smoothly because of its length.

LURE 20~60g **LINE** PE 2~3 **Price**
DRAG Max 4kg/45°



BlueSniper 72/3

This is medium power class model which is easy to handle. If you aim bonito or other blue runner kind off the pleasure boat or kayak, you will be satisfied with handling ability and response speed of blanks. This is for the angler who feel that 79/3 is too strong or 70/2 is too mild. We believe that flexible and sensitive tip section of 72/3 let you manipulate small pencil bait or small cup mouth diving popper as like as your extended arm.

LURE 30~60g **LINE** PE 2~3 **Price**
DRAG Max 5kg/45°



BlueSniper 79/3

A technical rod by definition, this rod has incredible lure manipulation with a good casting feel. This has a tip section of a Pe 3 class but a Pe 4 class butt section. It has enough power to fight a blue fin tuna up to 20kg or a 10kg blue runner. During testing, we have caught a 40kg bluefin tuna. The potential of this rod is simply beyond imagination.

LURE 30~70g **LINE** PE 2~4 **Price**
DRAG Max 5kg/45°



BlueSniper 75/4

This is the short length model with good casting performance. Anglers will able to cast lures up to 80g with less force. And we believe that it will be helpful when you are in situation that your are required to cast from a limited space such as small boat.

LURE 30~100g **LINE** PE 3~4 **Price**
DRAG Max 7kg/45°



BlueSniper 82/4

This rod has a greater range of lures from 30g to 110g. When load applied, it bends nicely enabling anglers to land the fish easily. Just like the 79/3, it also performs well as a standard rod for kingfish or yellowtail. The 82/4 has power in spite of its lightness of handling, so it is recommended for beginners and women.

LURE 30~110g **LINE** PE 4~5 **Price**
DRAG Max 8kg/45°



BlueSniper 82/6

The most powerful model of the BlueSniper series. it can handle a huge kingfish and small GT. We have redesigned the whole rod to handle a greater lifting power but at the same time improving control of lures such as diving pencils. This is the one which enable anglers to lure fish technically, and also to keep fish under control and land speedy when they fight.

LURE 50~130g **LINE** PE 5~6 **Price**
DRAG Max 12kg/45°



BlueSniper Boat Series Model Data

Item	Type	Length	Closed length	Weight	Suitable reel size	Target	Lure	Characteristic
81/2	Spinning	2480mm	1830mm	233g	S · D: 4000~6000	Bluerunner up to 10kg	Plugs	A model that is good at handling small lures to catch bonito and yellowtail when they are feeding on the extremely small bait fish.
70/2	Spinning	2140mm	1550mm	220g	S · D: 4000~6000	Bluerunner up to 10kg	Plugs	Taking advantage of the good handling, it is recommended for aiming for bonito, dolphinfish, and Spanish mackerel from a small boat.
72/3	Spinning	2210mm	1655mm	222g	S · D: 5000~6000	Bluerunner up to 10kg	Plugs	The model that combines power, tenacity, and lightness for bonito, yellowtail, and kingfish up to 10 kg.
79/3	Spinning	2365mm	1740mm	263g	S · D: 6000~8000	Bluerunner up to 15kg	Plugs	Compatible with a wide range of lure weights and targets such as yellowtail and kingfish to large bonito
75/4	Spinning	2260mm	1670mm	279g	S · D: 6000~8000	Bluerunner up to 15kg	Plugs	Suitable for underhand casting on large boat, and it is recommended for casting games that emphasize operability.
82/4	Spinning	2520mm	1840mm	310g	S · D: 8000~14000	Bluerunner up to 20kg	Plugs	It is a standard model for casting game for kingfish and is also recommended for women thanks to its lightness.
82/6	Spinning	2505mm	1820mm	346g	S · D: 14000	Bluerunner up to 25kg	Plugs	It corresponds to the power game of large kingfish aiming at shallow and tough areas.

BOAT CASTING CATEGORY

BlueSniper for Tuna Game

Boat Casting · Tuna Model / 4 Lineup



BlueSniper Tuna series category page
Details of each model are available from QR code on each model.
YAMAGA Blanks Official Web site

TARGET Tuna · Bluerunner

GUIDE <81/6 · 81/8 · 81/10 Blacky> SiC Ocean Guide(Fuji)

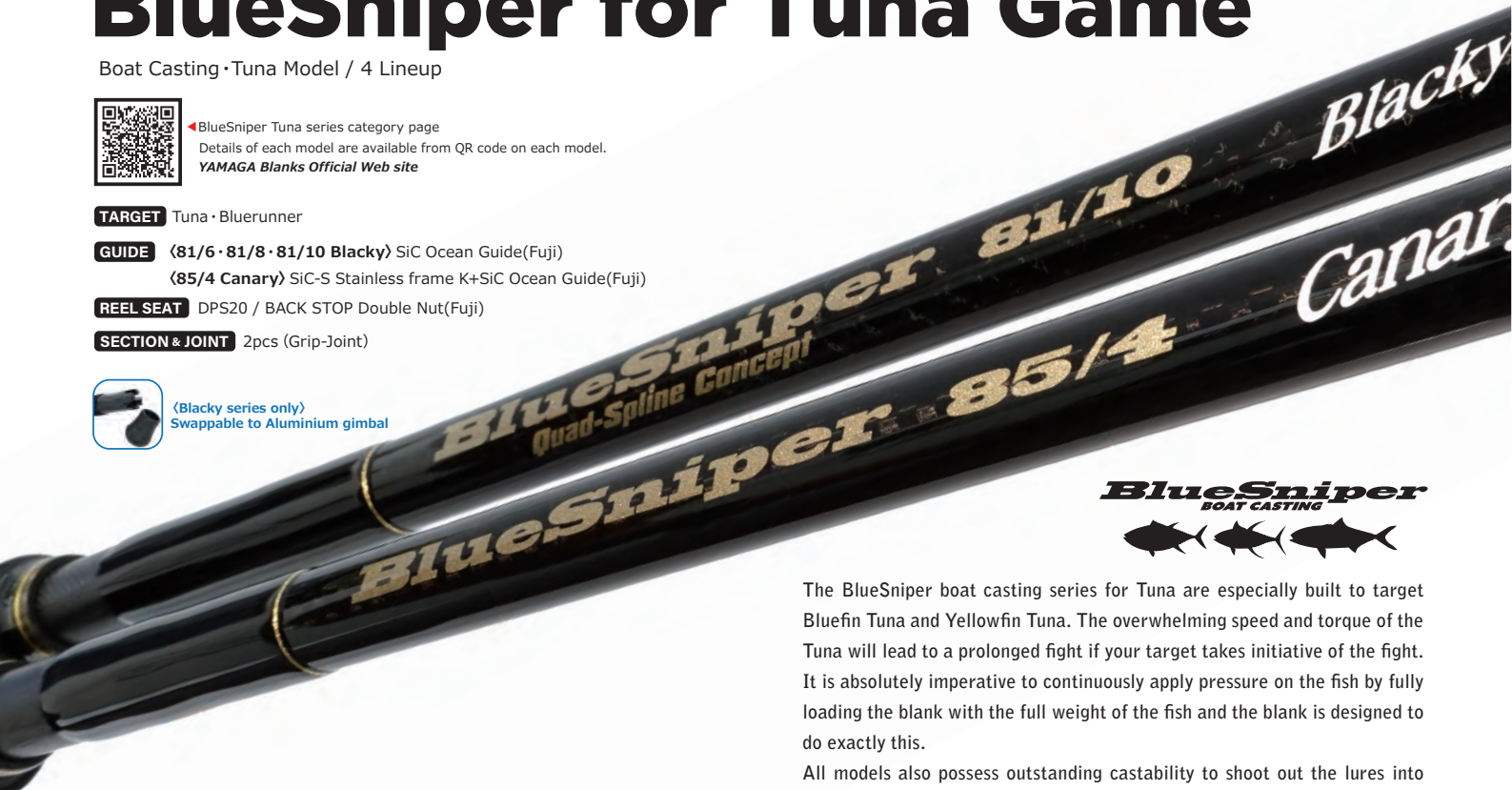
<85/4 Canary> SiC-S Stainless frame K+SiC Ocean Guide(Fuji)

REEL SEAT DPS20 / BACK STOP Double Nut(Fuji)

SECTION & JOINT 2pcs (Grip-Joint)

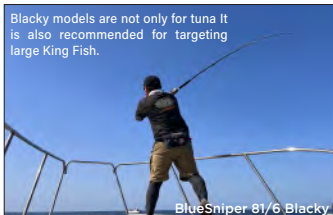


(Blacky series only)
Swappable to Aluminium gimbal



The BlueSniper boat casting series for Tuna are especially built to target Bluefin Tuna and Yellowfin Tuna. The overwhelming speed and torque of the Tuna will lead to a prolonged fight if your target takes initiative of the fight. It is absolutely imperative to continuously apply pressure on the fish by fully loading the blank with the full weight of the fish and the blank is designed to do exactly this. All models also possess outstanding castability to shoot out the lures into feeding Tuna.

BlueSniper for Tuna Game Rod Detail



BlueSniper for Tuna Game series model data

Item	Type	Length	Closed length	Weight	Suitable reel size	Target	Lure	Characteristic
85/4 Canary	Spinning	2570mm	1860mm	339g	S · D: 8000-14000	TUNA up to 40kg · Huge Bluerunner	Plugs	For Yellow fin tune and King fish feeding on small bait fish.
81/6 Blacky	Spinning	2480mm	1775mm	378g	S · D: 14000	TUNA up to 50kg · Huge Bluerunner	Plugs	For general kind of Tuna, especially recommended for Yellow fin tuna.
81/8 Blacky	Spinning	2480mm	1775mm	387g	S · D: 14000-20000	TUNA up to 70kg · Huge Bluerunner	Plugs	For general kind of Tuna, especially around 50 to 70kg is recommended.
81/10 Blacky	Spinning	2480mm	1775mm	399g	S · D: 14000-20000	TUNA up to 100kg · Huge Bluerunner	Plugs	For Tuna and King fish feeding on large bait fish.

BlueSniper 85/4 Canary

LURE 25~100g **LINE** PE 3~5 **Price**
DRAG Max 8kg/45°



BlueSniper 81/6 Blacky

LURE 30~110g **LINE** PE 4~6 **Price**
DRAG Max 13kg/45°



This is multiple and lighter model of Blacky series. As you can notice from "Canary" the name of 85/4, when you aim canary-colored fish as such as yellow fin tuna or kingfish, it will be the perfect partner of you. And you will be able to get enough distance to aim large fish with small lure such as less than 30g. When you do not want fish to run as it likes, powerful butt section will help you to stop the sudden run of lively fish and to pull it to surface quicker than you thought.

This is primarily a light tuna rod that enable to cast smaller lures which closely mimics actual baitfish. You can cast a small lure weighing 30g but it also has enough power to wrestle a tuna around 50kg. The same performance as currently blacky series, it has been designed to be bent nicely, and will correspond with the sudden run of big tuna, and to reduce the burden of anglers.

BlueSniper 81/8 Blacky

LURE 45~120g **LINE** PE 6~8 **Price**
DRAG Max 15kg/45°



This has been designed as a versatile tuna rod which can cast not only small lures matching the size of sardines but also medium lures size of Dorado or baby yellow tail. Although the belly section will be bent and enable you to hold it with 70° of angle, it will still has enough power to pull up a tuna to the surface. Of course, you can use this 81/8 for large king fish without losing initiative.

BlueSniper 81/10 Blacky

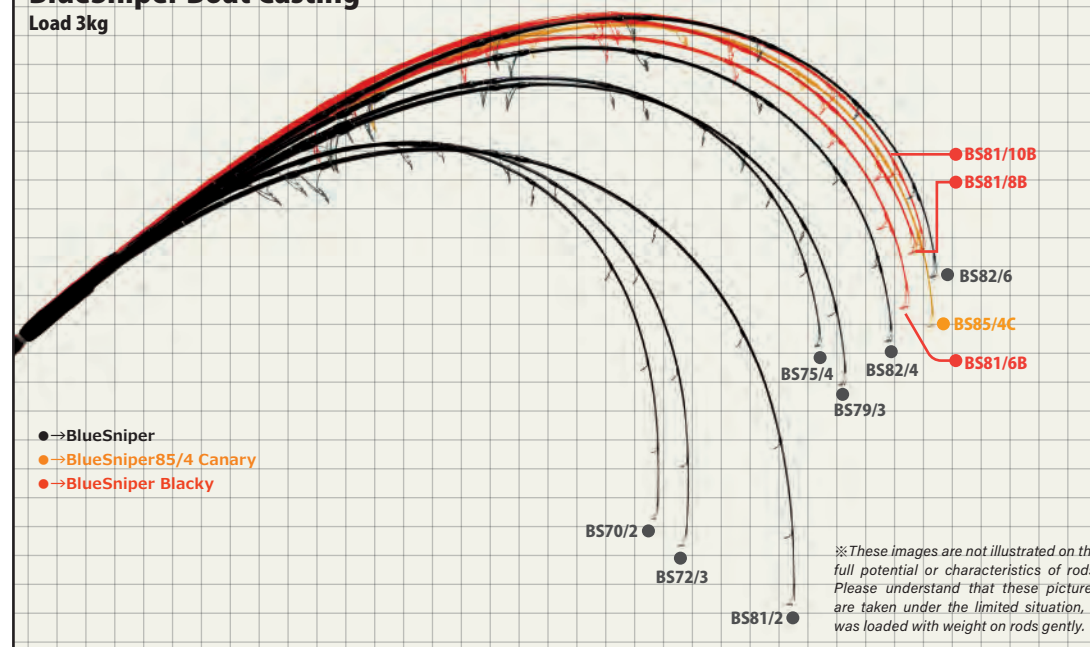
LURE 50~130g **LINE** PE 8~10 **Price**
DRAG Max 17kg/45°



Rated at Pe 10 class for power, this rod targets big tunas around 100kg. The blank has more power than the 81/8 to enable casting lures up to 160g. Like the Blacky series, it bends nicely when loaded to endure the violent runs of tunas. 4ways carbon material are used on the butt section to reduce twisting of the blanks and adding another advantage during fights with big tuna.

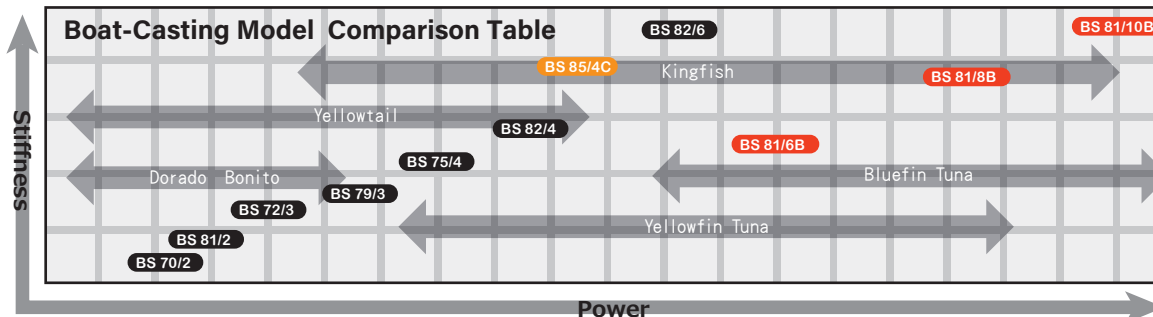


BlueSniper Boat Casting Load 3kg



● These are comparison images of BlueSniper series which were loaded 3kg weight on tip.
● Bluesniper 72/3 have been designed to aim bonito, cero or yellow tail from small boat or kayak. Although 79/3 looks more powerful than 72/3, the target which can be aimed with 79/3 is bigger as such as yellowfin tuna or king fish so please note that design and concept of those two are different.
● Although Blacky series for tuna bend like rod for Pe6 even if it is Pe10 class, butt power of these are almost same as GT rods. These have been designed to enable you to hold 70 degrees while fish is on. By doing so, potential of power which is hidden in butt section will be brought out.

※Please note that only Blacky series can be held 70 degrees angle.



Characteristic of rods for boat casting will be differed because of lure that you use, or style of your fishing. If you use diving pencil mainly, better choose rod with flexible tip or use popper mainly, better choose rod with stiff tip.

※Comparison chart shows strength and stiffness visually. But it is based on reference value from the concept of design so the feeling of stiffness and strength of these rods is depend on personal equation. And also please note that the stiffness doesn't mean the breaking strength.

Limited Model & Original Item

EARLY Limited series / BlueCurrent PROFESSOR and other / FWP

Apparel, Gear & Goods

Light Game Limited Series

BlueCurrent Limited

6 Lineup



BlueCurrent series category page
Details of each model are available from QR code on each model.
YAMAGA Blanks Official Web site

GUIDE TORZITE Titanium frame K Guide(Fuji) <60Jr.> Alconite ring · Stainless frame K Guide(Fuji) **REEL SEAT** VSS16 / Down Lock <60Jr.> IPS16 / Down Lock (Fuji)
SECTION & JOINT (PROFESSOR Series) 2pcs / Spigot Ferrule <70TZ Trippers> 4pcs / Spigot Ferrule <60Jr.> 2pcs / Put over Ferrule

BlueCurrent Limited Series model Data

Model	Type	Length	Closed length	Weight	Suitable reel size	Target	Lure
57 PROFESSOR	Spinning	1715mm	875mm	58g	D: LT1000-2000 / S: 1000-C2000	Horse Mackerel (Aji) · Rock fish	Jighead · Small Sized Plug
66 PROFESSOR	Spinning	1990mm	1020mm	63g	D: LT1000-2000 / S: 1000-C2000	Horse Mackerel (Aji) · Rock fish	Jighead · Small Sized Plug
70 PROFESSOR	Spinning	2140mm	1090mm	67g	D: LT2000 / S: 2000-C2500	Horse Mackerel (Aji) · Rock fish · Bream	Jighead · Small Sized Plug
73 PROFESSOR	Spinning	2225mm	1135mm	73g	D: LT2000-2500C / S: 2000-2500	Anything	Anything
70 Trippers	Spinning	2145mm	560mm	72g	D: LT1000-2000 / S: C2000-2500	Anything	Anything
60 Junior	Spinning	1830mm	940mm	62g	D: LT1000 / S: 1000-C2000	Anything	Anything

BlueCurrent 57 JH TZ/NANO PROFESSOR

LURE JH~5g **LINE** PE ~0.4/NY · FC 1~3lb **Price**



Grip a.205mm | b.270mm | Spinning Model

Rod Detail Page



The 57JH is especially designed to utilize light weight jig-head rigs with outstanding castability, control and sensitivity. The sharp blank will surely assist anglers for close range targets which are reluctant to bite. The blank is not only sensitive and flexible but the butt section is also powerful enough to withstand any unexpected encounters. Its not just a rod to target small species, but an aggressive ultra light class rod.

BlueCurrent 66 JH TZ/NANO PROFESSOR

LURE JH 0.2~6g **LINE** PE~0.4/NY · FC 1~3lb **Price**



Grip a.265mm | b.330mm | Spinning Model

Rod Detail Page



The 66JH is a specialized model for use with jig-head rigs with sharp and hyper sensitive characteristics. Although it is flexible, the blank possesses a sharp casting feel and will enable anglers to easily control the light jig-heads. This sharpness will also assist you to cast with pinpoint accuracy and transmit the subtle information of currents and water pressure through the blank. It is an ideal choice for light gamers who prefer a more aggressive approach. We are confident that the sharpness in the blank will bring out the best in your abilities.

BlueCurrent 70 Plug TZ/NANO PROFESSOR

LURE Plug Max 7.8g / ComfortWeight 1.6~4.5g **LINE** PE 0.2~0.4 **Price**



Grip a.275mm | b.340mm | Spinning Model

Rod Detail Page



The 70Plug is a plugging model to target Japanese Horse Mackerel and Japanese rock fish with hard bodied lures. It is suitable for use with surface type plugs which are effective when the fish are feeding on Krill and the controllability of super small top water lures are exceptional. The response of the blank is also outstanding for twitching small minnows and the flexibility will drastically reduce miss-bites from your target.

BlueCurrent 73 All-Range TZ/NANO PROFESSOR

LURE 0.5~12g **LINE** PE 0.2~0.6 **Price**



Grip a.275mm | b.340mm | Spinning Model

Rod Detail Page



The 73All-Range is a light~middle class versatile rod able to handle various species around the world utilizing various fishing methods. By shortening and sharpening the 85TZ/NANO All-Range, has allowed for a more technical approach. The enhanced response and controllability of the rod has enabled easier use of jig-heads, various rigs, hard bodied lures and even small egi (squid jigs). We hope you have a chance to take hold of this sharp and highly resilient blank in the field.

BlueCurrent 70 TZ Trippers

LURE ~12g **LINE** PE 0.3~0.8 **Price**



Grip a.275mm | b.340mm | Spinning Model

Rod Detail Page



This is a 4 piece light game model for travelling anglers around the world. You will be able to experience first handedly Yamaga Blanks state of the art designs in this pack-rod which possesses a strong butt section yet allowing the whole rod to smoothly bend. Although the rod may feel stiff, the flexibility of the blank creates a beautiful bending curve and is suitable for not only salt-water species but also trout and even large mouth bass in fresh-water environments.

BlueCurrent 60 Junior

LURE ~7g **LINE** PE 0.3~0.8 **Price**



Grip a.240mm | b.300mm | Spinning Model

Rod Detail Page



This is the BlueCurrent series kids model. We have enhanced the strength of the blank and it is absolutely value for money. We can strongly recommend this rod for fishing enthusiasts and kids who are not bound to one type of fishing style but those who can enjoy not only the lure game but also utilize bait for when the fishing is slow.

Shore Casting Limited Model

EARLY Limited Series

3 Lineup



BlueCurrent series category page
Details of each model are available from QR code on each model.
YAMAGA Blanks Official Web site

GUIDE SiC-S Titanium frame K Guide(Fuji) ※RV Guide on butt Guide **REEL SEAT** VSS17 (Fuji) / Up Lock **SECTION & JOINT** 2pcs / Put over Ferrule

EARLY Limited Series model data

Model	Type	Length	Closed length	Weight	Suitable reel size	Target	Lure
103M Limited	Spinning	3150mm	1610mm	176g	D: LT4000C-5000C / S: 4000-C5000	Flatfish · BlueRunner · Seabass · Sea Trout	Plug · Jig
109MMH Limited	Spinning	3295mm	1690mm	190g	D: LT4000C-5000C / S: 4000-C5000	Flatfish · BlueRunner · Seabass · Blackfin Seabass · Sea Trout	Plug · Jig
105MH Limited	Spinning	3180mm	1630mm	192g	D: LT4000C-5000C / S: 4000-C5000	Flatfish · BlueRunner · Seabass · Blackfin Seabass · Sea Trout	Plug · Jig · Jig-head

EARLY 103M LTD for Surf

LURE 8~42g **LINE** PE 0.8~1.5 **Price**



Grip a.420mm | b.555mm | Spinning Model

Rod Detail Page



This is a limited model especially tuned with the highest-grade components to bring out the true potential of the EARLY 103 blank built for surf casting. In order to reduce the weight of the tip, we have changed the guides from SiC-S stainless steel K guides to SiC-S titanium frame. In addition, the butt guide has also been changed to the RV guide which will drastically reduce the flickering of the tip and will smoothly exert line. These upgrades will truly be of advantage to you in the vast surf game to cast further with heightened sensitivity.

EARLY 109MMH LTD for Surf

LURE 8~50g **LINE** PE 1~2 **Price**



Grip a.455mm | b.585mm | Spinning Model

Rod Detail Page



This is a limited edition of the EARLY 109MMH with the upgrades in guides, like the 103M limited, and customized the grip from a straight style to a separate grip. Compared to the standard model, the rebalanced limited edition will enable anglers to cast farther with less effort allowing for you to fish all day long without any stress. The outstanding castability of the standard model has been refined to cast farther, easier and with more accuracy.

EARLY 105MH LTD for Surf

LURE 10~50g **LINE** PE 1~2 **Price**



Grip a.455mm | b.585mm | Spinning Model

Rod Detail Page



All 3 models in the EARLY limited edition have been built up of the same blank as the standard models, however, the tuning of the components have drastically solidified the experience and potential of the original blank. This 105MH Limited edition is no exception with the honing of its sensitivity and technical controllability of heavy lures. We present this rod to those hard-core anglers out there who are in pursuit of the true essence of the intricate surf game.

YAMAGA Blanks INTERNATIONAL

FWP for Freshwater Predator

1 Lineup



GUIDE SiC-S Stainless frame K Guide (Fuji) **REEL SEAT** DPS18 (Fuji) **SECTION & JOINT** 2pcs / Put over ferrule

FWP Model data

Model	Type	Length	Closed length	Weight	Suitable reel size	Target	Lure	Field
FWP-90H	Spinning	2670mm	1415mm	208g	D:3000-4000 / S:4000-5000	Pike, Hucho, Catfish	Big jig heads, Minnows, Plug	River, Lake

FWP-90H for Freshwater Predator

LURE 20~100g **LINE** MAX PE 3 **Price**



Grip a.455mm | b.585mm | Spinning Model

Rod Detail Page



This versatile model is specially designed for big freshwater predators like pike, hucho, catfish etc. Powerful, light and precise. During testing in the European area, we focused on the guide diameter that it could be used without stress even in extremely cold areas where the guide would be frozen. Also, it has enough power to cast big lures up to 100g, but on the other way sensitive enough to fish with small and light lures around 20g. When you require to cast long distance with big lures, especially on wide rivers targeting big hucho, with this rod it is not a problem anymore. FWP-90H has been designed to cast big jig heads, minnows from 10 to 20cm or heavy sponge lures for hucho.

NEW YB Silky touch long sleeve T-shirt

Price:

- Size: M/L/XL ●Color: Black/Navy
- Materials: Polyester 100% (4.7oz)

The material of this long sleeve T shirts equipped UV proof, quick absorption and drying to keep you comfortable. Especially the function of UV Proof is helpful for anglers who fish often and person who loves outdoor activities.



Layered image

Logo of YAMAGA Blanks on left arm jump to the eye when layering the T shirts.



Black FRONT

BACK

FRONT BACK

NEW YB Dry Cotton Touch T-shirt

Price:

- Size: M/L/XL
- Color: Black/Navy/Sand beige
- Materials: Polyester 100% (5.6oz)

Although, this Dry T shirts look and texture like cotton made, this is 5.6oz, 100% polyester made which provide you nice and light feeling. The function of UV Proof, quick absorption and drying that material named VORTEX® equips is helpful for anglers who fish often and person who loves outdoor activities.



Navy BACK



FRONT



Sand beige



Black

NEW YB 15th T-shirt

Price:

- Size: M/L/XL ●Color: Black/White
- Materials: Cotton 100% (5.6oz)

5.6oz cotton T-shirt which is in commemoration of the 15th anniversary of foundation of YAMAGA Blanks in 2023.



BACK



White



Black

FRONT

NEW YB Automatic inflation life jacket

Waist belt type

Price:

※2023 NEW MODEL

- Size: 70~100cm
- Materials: Cordura 500D Nylon +PVC Tarpaulin



Embroidery designs



Inflated image

Neck over type

Price:

- Size: One-size-fits-all
- Materials: Polyester



NEW YB Mesh Cap

Price:

- Size: One-size-fits-all
- Color: Black / Green
- Materials: Cotton 100%

The fabric which is called "nano-wing" twill cotton is chosen. It is excellent in moisture absorption, moisture absorption, quick drying, and durability.



Green

Black

NEW YB Flat Visor Cap

Price:

- Size: One-size-fits-all ●Color: Multicam Black/Black
- Materials: Multicam Black: Cotton 98% P.U.SPANDEX 2% Black: Acrylic 80% Wool 20%



NEW COLOR

Multicam Black (Embroidered in metallic khaki)

Black(Embroidered in Black)

YB Light Weight Dry Zip Hoodie

Price:

- Size: M/L/XL
- Color: Dark gray / Navy
- Material: Polyester 100% UV CUT (SPF20)



Dark gray

Navy

YB Flat Visor Mesh Cap

Price:

- Size: One-size-fits-all
- Color: Multicam Black / Charcoal Gray
- Material: Charcoal Gray: Polyester 65% Cotton 35% Multicam Black: Polyester 60% Cotton 39% P.U.SPANDEX 1%



Multicam Black (Embroidered in Black)

Charcoal Gray (Embroidered in Black)

YB Shoulder Belt

Price:

It is a shoulder hang belt, that is able to conveniently transport the YB zoom shaft and rods. Also, we have added D-ring on shoulder pad, you can equip the poach.

- Belt length: 670mm~1130mm
- Pad length: 200mm
- Rod belt length: 320mm

YB Embroidery Emblem

Price:

- Material: Polyester 100%
- Embroidery: Rayon 100%



Rod Belt

- Color: Black ●Material: Neoprene & Piece of Velcro



- S 26mm×190mm 1set:2pcs Price: S size Only
- L 40mm×350mm 1set:2pcs Price: S size Only
- LL 99mm×500mm 1set:1pc Price: S size Only
- LL 99mm×500mm 1set:2pcs Price: S size Only

YB ORIGINAL POUCH

Price:

- Size: W: 90mm H: 145mm D: 50mm
- Material: Polyester (Lining: Nylon)

Carabiner and strap with it to attach your life vest or belt. Water stop double zipper specification. ※It is not waterproof product.



Image



YB Dry Polo Shirt

Price:

- Size: M/L/XL
- Color: Metro blue / Black
- Material: Polyester 100%



Metro blue

Black

YB Zoom Shaft

Price:



It is a telescopic type landing shaft that originated YAMAGA Blanks. Can be used widely from light games to sea bass.

- Telescopic type: 8pcs ●Weight: 310g
- Deployment length: 2900mm ●Closed size: 455mm

YB Landing Handle

Price:




- Body: Made of carbon ●Surface: Rubber processing
- Screw standard: W 1/2 ●length: 275mm ●Weight: 144g

It is a carbon handle ideal as for the landing net of seabass wading games.

YB Landing Handle · Stay

Price:



- Material: Stainless (SUS316L)
- Size: W20mm×H44mm×D165mm
- Weight: 58g

It is a "Stay" which can be attached to the YB landing handle. Useful when you are wading.

YB Tip Cover S

Price:

- Length: 360mm
- Material: Neoprene for BlueCurrent, and using LiteGame-Rods.



YB Tip Cover M

Price:

- Length: 450mm
- Material: Neoprene for BlueSinner, Galahad, and using Offshore-Rods.

PG Rod Belt

- Color: Black ●Material: Neoprene & Piece of Velcro
- You can use it as rod belt ordinarily situation, and if the joint was fixed too tight, please grab and twist with antiskid rubber to separate them. Incredible power of grip will help you to separate them in each piece safely.

- L 40mm×350mm 1set:2pcs Price:

- LL 99mm×500mm 1set:1pcs Price:



YB Cutting Sticker

- M: 6 Color Size: 309mm×127mm (Sticker body size: 300mm×117mm) Price:
- S: 8 Color Size: 182mm×76mm (Sticker body size: 173mm×67mm) Price:

- ①YB Orange M size & S size
- ②Ice Blue M size & S size
- ③Aurora Turquoise S size Only
- ④Aqua Sunrise S size Only
- ⑤Gun Black M size & S size
- ⑥Snow White M size & S size
- ⑦Scratched Silver M size & S size
- ⑧Scratched Gold M size & S size



YAMAGA Blanks 2023 Line up / Detailed data list

YAMAGA Blanks / Versatile Category

Item	Price	JAN CODE	S	R	LT	CL-Lt	Wt	Lure	Line	Guide	Reel Seat	Lock nut	Drag Max	Joint	Carbon (%)	Tip	Butt	Position
New 88 CHAIN		4571584101224	2	S	2650	1355	138	8 ~ 40g	PE 0.8 ~ 2	SiC-S Titanium frame K + RV	DPS17※	U	-	Spigot	99.8	2.0	11.6	540

※Nut on reel seat is BACK STOP Double Lock Nut.

Calista / Eging Category

New 90LML / S		4571584101217	2	S	2744	1404	96(P)	Egi 2.5 ~ 3.5	PE 0.4 ~ 0.8	TZ Titanium frame K + RV	VSS16	U	-	Spigot	99.6	1.7	11.3	410
New 76ML / TJ		4571584101170	2	S	2293	1175	87(P)	Egi 2.5 ~ 3.5	PE 0.4 ~ 1	TZ Titanium frame K + RV	VSS16	U	-	Spigot	99.6	1.7	10.6	385
New 82ML / AR		4571584101194	2	S	2496	1282	92(P)	Egi 2.5 ~ 3.5	PE 0.4 ~ 1	TZ Titanium frame K + RV	VSS16	U	-	Spigot	99.6	1.7	10.6	400
New 86M / PF		4571584101200	2	S	2573	1320	99(P)	Egi 2.5 ~ 4.0	PE 0.4 ~ 1	TZ Titanium frame K + RV	VSS16	U	-	Spigot	99.6	1.8	11.7	410
New 79MMH / AG		4571584101187	2	S	2380	1226	99(P)	Egi 3.0 ~ 4.5	PE 0.6 ~ 1	TZ Titanium frame K + RV	VSS16	U	-	Spigot	99.6	1.9	11.2	410

※(p)=Proto model Weight

Mebius / Eging Category

710L		4571584100548	2	S	2390	1225	84	Egi 1.8 ~ 3.5 (~ 21g)	PE 0.3 ~ 0.6	SiC-S Stainless frame K	VSS16	D	-	Put over	96.4	1.5	9.3	385
88L		4571584100555	2	S	2645	1350	93	Egi 2.5 ~ 3.5 (~ 21g)	PE 0.4 ~ 0.8	SiC-S Stainless frame K	VSS16	D	-	Put over	96.5	1.5	10.3	405
85ML		4571584100562	2	S	2555	1305	93	Egi 2.5 ~ 3.5 (~ 24g)	PE 0.5 ~ 0.8	SiC-S Stainless frame K	VSS16	D	-	Put over	96.5	1.6	10.9	415
79M		4571584100579	2	S	2365	1210	89	Egi 2.5 ~ 4.0 (~ 28g)	PE 0.5 ~ 1	SiC-S Stainless frame K	VSS16	D	-	Put over	96.5	1.7	10.4	470
86M		4571584100586	2	S	2595	1325	98	Egi 2.5 ~ 4.0 (~ 30g)	PE 0.4 ~ 1	SiC-S Stainless frame K	VSS16	D	-	Put over	96.7	1.8	7.8	420
83MH		4571584100593	2	S	2515	1285	98	Egi 3.0 ~ 4.5 (~ 35g)	PE 0.6 ~ 1.2	SiC-S Stainless frame K	VSS16	D	-	Put over	96.6	1.8	12.0	415

BattleWhip / Boat Eging Category

TR 63/N		4571584100609	2	S	1920	975	75	Egi 30 ~ 60g / Depth 20 ~ 50m	PE 0.4 ~ 0.8	SiC-S Stainless frame K + LDB	VSS16	D	-	Put over	95.2	0.8	8.5	380
TR 73/S		4571584100616	2	S	2225	1145	83	Egi 20 ~ 40g / Depth ~ 30m	PE 0.4 ~ 0.8	SiC-S Stainless frame K + LDB	VSS16	D	-	Put over	95.1	0.8	9.6	390
TR 69/D		4571584100623	2	S	2075	1060	80	Egi 50 ~ 80g / Depth 40 ~ 90m	PE 0.6 ~ 1	SiC-S Stainless frame K + LDB	VSS16	D	-	Put over	95.3	0.8	9.5	380
IM 69S		4571584100630	2	S	2070	1060	86	Egi Max #25 (90g)	PE 0.4 ~ 0.8	SiC-S Stainless frame K + LDB	VSS16	D	-	Put over	89.1	0.8	8.0	585
IM 69B		4571584100647	2	B	2070	1060	100	Egi Max #30 (110g)	PE 0.4 ~ 0.8	SiC-S Stainless frame K + LDB	PMTS17	D	-	Put over	99.7	1.4	8.7	620
OR 72/C		4571584100654	2	S	2190	1125	99	CAST Max #40 (150g)	Max PE 1	SiC-S Stainless frame K	VSS16	D	-	Put over	85.6	1.7	9.6	540

BlueCurrent TZ/NANO / Light Game Category

610 Plug Quickness		4571584100111	2	S	2100	1075	64	Plug 1.5 ~ 6g / JH 0.5 ~ 5g	PE 0.1 ~ 0.4	TZ Titanium frame K	VSS16	D	-	Put over	99.8	1.3	8.0	355
73 Plug Seamless		4571584100128	2	S	2220	1135	67	Plug 1.5 ~ 6g / JH 0.3 ~ 5g	PE 0.1 ~ 0.4	TZ Titanium frame K	VSS16	D	-	Put over	99.8	1.3	8.9	360
62 JH Special		4571584100135	2	S	1880	965	53	JH ~ 3g	NY · FC 1 ~ 3lb	TZ Titanium frame K	VSS16	D	-	Put over	99.8	1.4	6.9	290
67 JH Special		4571584100142	2	S	2020	1035	61	JH ~ 5g / Plug ~ 3.5g	PE ~ 0.4 / NY · FC 1 ~ 3lb	TZ Titanium frame K	VSS16	D	-	Put over	99.8	1.3	7.9	340
71 JH Special		4571584100159	2	S	2175	1115	63	JH 0.3~5g / Rig ~7g / Plug 1.6~4.5g	PE ~ 0.4 / NY · FC 1 ~ 4lb	TZ Titanium frame K	VSS16	D	-	Put over	99.7	1.4	8.7	343
83 Flex		4571584100180	2	S	2520	1290	73	JH 0.8~5g / Rig 1.8~10.5g / Plug 1.5~8g	PE 0.2 ~ 0.6	TZ Titanium frame K	VSS16	D	-	Put over	99.8	1.4	10.4	407
85 All Range		4571584100197	2	S	2570	1315	84	3 ~ 21g	PE 0.4 ~ 1	TZ Titanium frame K	VSS16	D	-	Put over	99.7	1.6	11.2	395
93 All Range		4571584100203	2	S	2825	1440	90	3 ~ 21g	PE 0.4 ~ 1	TZ Titanium frame K	VSS16	D	-	Put over	99.7	1.6	12.7	420

BlueCurrent III / Light Game Category

53		4571584100005	2	S	1610	835	53	Max 4.5g ※	PE 0.06~0.3 / NY · FC 1~3lb	SiC-S Stainless frame K	VSS16	D	-	Put over	91.3	1.3	6.9	240
510		4571584100012	2	S	1775	915	56	Max 4.5g ※	PE 0.06~0.3 / NY · FC 1~3lb	SiC-S Stainless frame K	VSS16	D	-	Put over	91.5	1.3	7.2	295
63		4571584100029	2	S	1910	985	59	Max 5g ※	PE 0.06~0.3 / NY · FC 1~3lb	SiC-S Stainless frame K	VSS16	D	-	Put over	91.6	1.3	7.7	300
69		4571584100036	2	S	2070	1065	66	Max 7g ※	PE 0.08~0.4 / NY · FC 1~4lb	SiC-S Stainless frame K	VSS16	D	-	Put over	91.6	1.3	8.2	350
74		4571584100043	2	S	2235	1145	71	Max 10g ※	PE 0.1~0.5 / NY · FC 1~5lb	SiC-S Stainless frame K	VSS16	D	-	Put over	92.1	1.3	9.5	360
76 Stream		4571584100050	2	S	2290	1175	81	Max 12g ※	PE 0.3 ~ 0.8	SiC-S Stainless frame K	VSS16	D	-	Put over	96.4	1.5	9.7	360
711		4571584100067	2	S	2425	1245	81	Max 11g ※	PE 0.2 ~ 0.6	SiC-S Stainless frame K	VSS16	D	-	Put over	91.6	1.4	9.9	380
82		4571584100074	2	S	2495	1280	83	Max 20g ※	PE 0.3 ~ 0.8	SiC-S Stainless frame K	VSS16	D	-	Put over	90.5	1.4	11.2	405
53B		4571584100081	2	B	1610	835	67	Max 4.5g ※	PE 0.3~0.5 / NY · FC 3~5lb	SiC-S Stainless frame K + RV ※	PMTS17	D	-	Put over	91.3	1.3	6.5	320
69B		4571584100098	2	B	2070	1065	77	Max 7g ※	PE 0.3~0.6 / NY · FC 3~6lb	SiC-S Stainless frame K + RV ※	PMTS17	D	-	Put over	91.6	1.3	8.0	380
82B		4571584100104	2	B	2495	1280	93	Max 20g ※	PE 0.4~0.8 / NY · FC 4~10lb	SiC-S Stainless frame K	PMTS17	D	-	Put over	90.5	1.4	10.8	445

※A part of suitable lure weight for BlueCurrentIII is omitted. ※SiC-S titanium frame RV guide is equipped only on butt guide. Please refer to products page for more details.

EARLY / All Casting Category

99ML for Surf		4571584100241	2	S	2980	1525	155	7 ~ 35g	PE 0.8 ~ 1.5	SiC-S Stainless frame K	VSS16	U	-	Put over	95.1	1.8	12.7	540
103M for Surf		4571584100210	2	S	3150	1610	174	8 ~ 42g	PE 0.8 ~ 1.5	SiC-S Stainless frame K	DPS18	U	-	Put over	94.2	1.7	14.1	555
109MMH for Surf		4571584100227	2	S	3295	1690	195	8 ~ 50g	PE 1 ~ 2	SiC-S Stainless frame K	DPS18	U	-	Put over	95.6	2.1	16.3	565
105MH for Surf		4571584100234	2	S	3180	1630	192	10 ~ 50g	PE 1 ~ 2	SiC-S Stainless frame K	DPS18	U	-	Put over	95.9	1.8	14.8	570
105MMH/B for Surf		4571584100258	2	B	3175	1625	189	15 ~ 50g	PE 1.5 ~ 2.5	SiC-S Stainless frame K	ACS17	D	-	Put over	94.3	1.9	15.3	585
86MH for Rock		4571584100265	2	S	2590	1325	123	7 ~ 40g	PE 1 ~ 2	SiC-S Stainless frame K	VSS16	U	-	Put over	91.2	1.9	11.7	500
104H for Rock		4571584100272	2	S	3160	1615	205	15 ~ 60g	PE 1 ~ 3	SiC-S Stainless frame K	DPS18	U	-	Put over	94.0	2.2	14.4	555
93MH/B for Rock		4571584100289	2	B	2815	1445	149	10 ~ 50g	PE 1.2 ~ 2.5 / FC 12 ~ 20lb	SiC-S Stainless frame K	ACS17	D	-	Put over	93.5	2.0	13.0	535
93M for Seabass		4571584100296	2	S	2819	1445	147	7 ~ 35g	PE 0.8 ~ 1.5	SiC-S Stainless frame K	VSS16	U	-	Put over	94.9	2.0	12.7	525
97MMH for Seabass		4571584100302	2	S	2925	1500	156	8 ~ 42g	PE 1 ~ 2	SiC-S Stainless frame K	VSS16	U	-	Put over	94.9	1.8	12.9	525
84ML for Mobile		4571584100333	4	S	2540	667	126	5 ~ 24g	PE 0.6 ~ 1.2	SiC-S Stainless frame K	VSS16	U	-	PO&ST	94.2	1.7	10.8	485
76MMH for Mobile		4571584100340	3	S	2305	807	145	8 ~ 55g	PE 1 ~ 2	SiC-S Stainless frame K	VSS16	U	-	PO&ST	97.2	2.0	11.9	505
96MMH for Mobile		4571584100357	4	S	2915	768	180	10 ~ 60g	PE 1 ~ 2	SiC-S Stainless frame K	VSS16	U	-	PO&ST	98.7	2.0	14.4	530
68M for Boat		4571584100319	2	S	2055	1060	104	7 ~ 32g	PE 0.8 ~ 1.5	SiC-S Stainless frame K	VSS16	U	-	Put over	94.4	1.9	8.4	420
610MH/B for Boat		4571584100326	2	B	2100	1080	125	10 ~ 50g	PE 1.2 ~ 2.5	SiC-S Stainless frame K	ACS17	D	-	Put over	94.3	2.1	9.2	470

Ballistic / Seabass Category

86M		4571584100364	2	S	2605	1330	122	6 ~ 32g	PE 0.8 ~ 1.5	TZ Titanium frame K	VSS16	U	-	Spigot	99.8	1.6	10.5	475
94M		4571584100371	2	S	2850	1455	143	6 ~ 35g	PE 0.8 ~ 1.5	TZ Titanium frame K	VSS16	U	-	Spigot	99.8	1.8	11.7	480
96MMH		4571584100388	2	S	2910	1485	151	8 ~ 38g	PE 1 ~ 2	TZ Titanium frame K	VSS17	U	-	Spigot	99.8	2.0	12.2	495
102MH		4571584100395	2	S	3110	1590	177	8 ~ 42g	PE 1 ~ 2	TZ Titanium frame K	VSS17	U	-	Spigot	99.8	2.3	15.0	510
93M / Bait		4571584100425	2	B	2830	1445	159	8 ~ 42g	PE 1 ~ 2	SiC-S Titanium frame K	ACS17	D	-	Spigot	99.8	2.4	13.0	505
103MH / Bait		4571584100432	2	B	3135	1600	191	10 ~ 45g	PE 1.5 ~ 2.5	SiC-S Titanium frame K	ACS17	D	-	Spigot	99.8	2.1	14.8	555
HIRA																		



Precautions for use and repair

Precautions for use

- Do not cast with a tangled line or line trouble in the reel. This may cause the rod to break. Furthermore, if you miss or forget to put the line through a guide, this may result in damage or breakage of your rod.
- If you continue to reel in your rig (lure, popper, lig etc) after it has reached the top guide, this will cause the rod to break.
- If you force the joint section of the rod when joining together, this will cause cracking or splitting of the joints.
- If you use the rod while the joint section is still loose, this may cause breakage.
- If the joint section is stuck together, use a rubber sheet for added grip while twisting away from each other.
- Beware of power cables, overhead power lines, or phone lines. The material (carbon) will easily pass through electricity causing serious injury or death.
- If you hear or see lightning approaching while in use, pack the rod away or stay away from the rod. Lightning may strike causing serious injury or death.

About the contents on this catalog

- Specifications might be changed without previous notice.
- Some of images on this catalog are proto type so it might be different from actual products.
- Images on this catalog might be different from actual products depending on the condition of printing.

Maintenance and storage

- Wash the rod with running water to rid of any filth and salt. Then wipe off any excess water. If you store your rod without wiping off excess water, this may cause blisters on the blank. Storage in well ventilated areas with no high temperature.

- Please do not leave the rod in your vehicle for long durations in summer. This will cause blisters and warping of the blank.

Contents in this catalog

- Include accurate specifications of rods, written in accordance with the regulations set by the Japanese National Fishing Rod Fair Trade Conference.
- Specifications listed on this catalog may be altered without notice.
- The colors presented in the pictures may differ from the actual color. Furthermore, some products are prototype rods in the developmental stage and may differ when it reaches the final product.


Repair and support

- Please take products which is required repairing to sales outlet. At that moment, please send a whole rod (not only the section of the breakage)
- Please be aware that any rod that was personally modified will not be covered by warranty (even if it is under warranty) Any repair that we have judged as changed/tampered with the specification or made to order is unacceptable.

About YAMAGA Blanks

YAMAGA Blanks
Official Web Site

<https://yamaga-blanks.com/>



YAMAGA Blanks
Movies

YouTube



945 OBARU YAMAGA-CITY
KUMAMOTO-PREF 861-0543 JAPAN
E-Mail: info@yamaga-blanks.com



YAMAGA Blanks
Facebook



YAMAGA Blanks
Instagram



10 @YAMAGABlanks.JP

10 yamagablanks_official