

LIGHT GAME CATEGORY

BlueCurrent TZ/NANO

Light Game Model / 8 Lineup



BlueCurrent TZ/NANO series category page
Details of each model are available from QR code on each model.
YAMAGA Blanks Official Web site



- TARGET** Horse Mackerel • Rock fish • Migratory fish • Bream • Seabass • etc
- GUIDE** TORZITE titanium frame K Guide (Fuji)
- REEL SEAT** VSS16 (Fuji) / Down lock
- SECTION & JOINT** 2pcs / Put over Ferrule

TORZITE. Full.

BlueCurrent TZ/NANO series are flag ship models which are filled with our knowledge and techniques of designing blanks of light game.

Carbon prepreg which NANOALLOY® technology have been applied is chosen and TORZITE ring guides which are light and less friction are loaded. Once you fish with this series, you notice the lightness and sensitiveness, casting feel that you never get unwanted wobble and massive butt power hidden in butt section that will be increased when it is bent.

Two Plug models that support the special and delicate game of the micro plugging game of horse mackerel and rockfish, three models for Jig head Special that deepen the game with a jig head, Flex that allows flexible and free game development by making use of the long length, And we have prepared a lineup that can capture various situations and targets with 2 power model All-Range series that have sharpened performance while being an all-round rod. The BlueCurrent TZ/NANO is not just rod only for small target, but series that expands the possibilities of the ultra-fine light line. In order to respond to anglers who pursue their own fun in various situations, we have given high-dimensional variety of performance.

BlueCurrent TZ/NANO Series Rod Detail



BlueCurrent 610 Plug Quickness TZ/NANO

LURE Plug 1.5~6g / JH 0.5~5g
LINE PE 0.1~0.4

Price



[Rod Detail Page](#)



This plugging model was developed to enable anglers to sense the subtle changes in water pressure and currents with outstanding balance to breathe life into your lures through rod action. The tip section is designed to be stiff to give the lure variant action while the whole blank will bend in to reduce hook offs. When simply retrieving minnows and sinking pencils, the super sensitive tip section will immediately transmit the smallest of bites enabling anglers to swiftly hookup with the belly section of the blank. You can say that this is a specially tuned model to aggressively hook the fish with the slightest of touches.

The blank is designed to have contradicting characteristics of sharpness and flexibility in order to successfully hookup the subtle "sucking" and "nibbling" bites. The rod will smoothly respond to your hooking followed by the fight. Anglers will be able to pick up those minute bites when the targets are feeding on micro baits by slowing drifting your lures in the current.

BlueCurrent 73 Plug Seamless TZ/NANO

LURE Plug 1.5~6g / JH 0.3~5g
LINE PE 0.1~0.4

Price



[Rod Detail Page](#)



BlueCurrent 62 TZ/NANO Jighead Special

LURE JH~3g
LINE NY • FC 1~3lb

Price



[Rod Detail Page](#)



BlueCurrent 62TZ Nano have gotten sharpness within blanks themselves and once fish is on, its bend nice and smoothly from tip to butt section. Thanks to NANOALLOY® technology from TORAY, you can keep fish under control at your own will and you cast lure with minimum motion so you do not have to worry about rough condition if you choose it. We have sharpened this 62TZ Nano up to manipulate both jig head and plug delicately with high sensitivity.

BlueCurrent 67 TZ/NANO Jighead Special

LURE JH~5g / Plug~3.5g
LINE PE~0.4 / NY • FC 1~3lb

Price



[Rod Detail Page](#)



This is specialized model for jig head game which is employed high sensitivity, smoothness, and flexibility on blanks. Although it is nice and flexible, the sharpness and speed of blanks are progressed while reducing unwanted wobble of tip section. Taking full of advantage of NANOALLOY® technology. it has been achieved seamless bend curve and incredible repulsive force that let you enjoy not only big mackerel or rockfish but also even a small target.

BlueCurrent 71 TZ/NANO Jighead Special

LURE JH 0.3~5g / Rig~7g / Plug 1.6~4.5g
LINE PE~0.4 / NY • FC 1~4lb

Price



[Rod Detail Page](#)



71TZ Nano is most regular action in BlueCurrent Jig head special series. Although this is specialized model for jig head game, you can approach to target with slow retrieving of small plug or light rig. The sensitivity while you are retrieving is high enough to sense slightly changes of current and tiny vital information. Fish will take your lure without strangeness and blanks will bend smoother like seamless while on fighting.

BlueCurrent 83 TZ/NANO Flex

LURE JH 0.8~5g / Rig 1.8~10.5g / Plug 1.5~8g
LINE PE 0.2~0.6

Price



[Rod Detail Page](#)



If you wish to deliver light weight of jig head farther than ever and manipulate it as you want, we are sure that 83TZ Nano will make you satisfy. Flexibility and sensitivity of blanks enable you to manipulate light weight of plug delicately even you have delivered it farther than you have expected and you can manipulate it as you are at close range. If it is rough condition at closer range of you, you can fight without anxious thanks to ability of reshaping itself speedy.

BlueCurrent 85 TZ/NANO All Range

LURE 3~21g
LINE PE 0.4~1

Price



[Rod Detail Page](#)



If you want to do everything in light game category, we think that BlueCurrent 85TZ Nano will make your dream come true. Every range of water will be covered with light line by BlueCurrent 85TZ Nano which have been gotten sensitiveness and toughness. You will never lose initiative even if you hook big one up accidentally. You will be able to aim Rock Fish, Black Sea Bream, Seabass (aim from top water to deep water), Horse Mackerel or even squid.

BlueCurrent 93 TZ/NANO All Range

LURE 3~21g
LINE PE 0.4~1

Price



[Rod Detail Page](#)



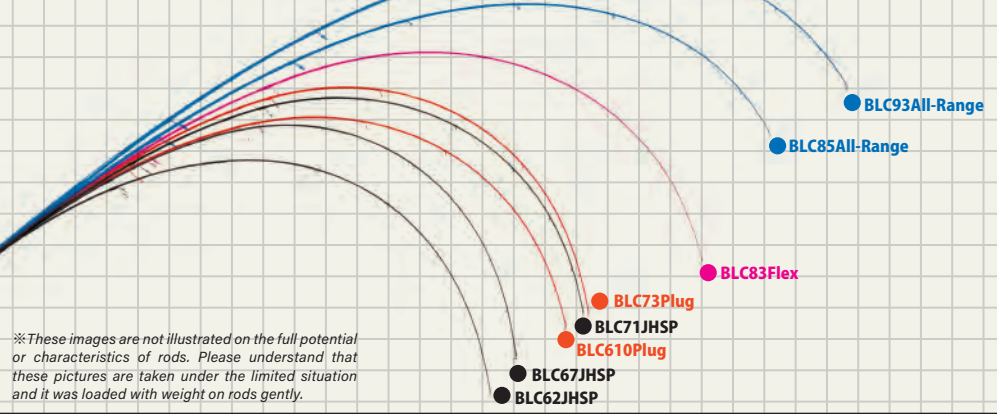
Actually, it is all depends on your imagination to pull out the infinite potential of this 93TZ Nano All-Range. We have extended length and enhanced power of 85TZ Nano All-Range to cover farther range and tougher target. Of course, you can use it for Horse Mackerel or rockfish, it works for black sea bream, seabass or even for squid. As we mentioned, potential of 93TZ Nano All-Range become unlimited depending on your skill and imagination.

BlueCurrent TZ/NANO Series Model Data

Item	Reel	Length	Closed length	Weight	Suitable reel size	Target	Lure
610 Plug Quickness	Spinning	2100mm	1075mm	64g	D: LT1000~2000 / S: 1000~C2000	Horse Mackerel • Rock fish • Migratory fish	Small Sized Plug • Jighead
73 Plug Seamless	Spinning	2220mm	1135mm	67g	D: LT1000~2000 / S: 1000~C2000	Horse Mackerel • Rock fish • Migratory fish	Small Sized Plug • Jighead
62 Jighead Special	Spinning	1880mm	965mm	53g	D: LT1000~2000 / S: 1000~C2000	Horse Mackerel • Rock fish	Jighead • Small Sized Plug
67 Jighead Special	Spinning	2020mm	1035mm	61g	D: LT1000~2000 / S: 1000~C2000	Horse Mackerel • Rock fish	Jighead • Small Sized Plug
71 Jighead Special	Spinning	2175mm	1115mm	63g	D: LT1000~2000 / S: 1000~C2000	Horse Mackerel • Rock fish • Migratory fish	Jighead • Light rig • Plug • Light Wind
83 Flex	Spinning	2520mm	1290mm	73g	D: LT2000~2500C / S: 2000~C2500	Horse Mackerel • Rock fish • Bream • Seabass	Rig • Jighead • Plug • Metal Jig
85 All Range	Spinning	2570mm	1315mm	84g	D: LT2000~2500 / S: 2000~2500	Anything	Anything
93 All Range	Spinning	2825mm	1440mm	90g	D: LT2500C~2500 / S: 2500~C3000	Anything	Anything

※Twitch the rod tip up to flick the jig head

BlueCurrent TZ/NANO Load 250g



※These images are not illustrated on the full potential or characteristics of rods. Please understand that these pictures are taken under the limited situation and it was loaded with weight on rods gently.

- The majority of the lineup are JH specials which are designed for use with jig-head rigs, while the others are more versatile and can be utilized to target varying species depending on your area utilizing various rigs and lures.
- The 610Plug and 73Plug are both designed with TZ/NANO and have a totally different concept to other models. They are specifically designed for use with hard bodied lures to target Japanese Horse Mackerel and Japanese rock fish, and the usage of jig-head rigs can be considered as an alternative secondary option.

LIGHT GAME CATEGORY

BlueCurrent III

Light Game Model /11 Lineup



◀BlueCurrent III series category page
Details of each model are available from QR code on each model.
YAMAGA Blanks Official Web site



TARGET Horse Mackerel・Rock fish・Migratory fish・Bream・Seabass・etc

GUIDE SiC-S stainless frame K guide(Fuji)
(53/B・69/B: **Butt Guide**) SiC-S titanium frame RV Guide (Fuji)

REEL SEAT 〈Spinning Model〉VSS16 (Fuji) / Down lock
〈Overhead reel Model〉PMTS17 (Fuji) / Down lock

SECTION & JOINT 2pcs / Put over Ferrule

BlueCurrent III Series Rod Detail



Reel Seat
Spinning Model: VSS16 / Down lock
Overhead reel Model: PMTS17 / Down lock



Guide: SiC-S titanium frame K Guide (Fuji)
53/B・69/B: Butt Guide
SiC-S titanium frame RV Guide (Fuji)



Grip: Separate grip



BlueCurrent III 82/B

BlueCurrent III 53

LURE Max 4.5g (JH 0.1~4.5g)
LINE PE 0.06~0.3 / NY・FC 1~3lb

Price



| Grip a.160mm | b.225mm | Spinning Model

Rod Detail Page →



BlueCurrent III 510

LURE Max 4.5g (JH 0.3~4.5g)
LINE PE 0.06~0.3 / NY・FC 1~3lb

Price



| Grip a.210mm | b.275mm | Spinning Model

Rod Detail Page →



BlueCurrent III 63

LURE Max 5g (JH 0.3~5g/Plug 1.6~3.5g)
LINE PE 0.06~0.3 / NY・FC 1~3lb

Price



| Grip a.220mm | b.285mm | Spinning Model

Rod Detail Page →



For the BlueCurrent III, we aimed to expanded the release point for easier casting, created a seamless bending curve to prevent any hook-offs and improve the response time as if the rod was part of the anglers body.

The BlueCurrent series has represented Yamaga Blanks light game qualities for many years. This “III” does not simply mean the models have change three times, but have inherited the DNA of previous models and has evolved into the 3rd generation. The design, material and concepts have all been renewed to meet the needs of the ever changing light game scene in addition to being one of the most cost effective rods on the market.

The lineup comprises of 8 spinning and 3 bait-casting models. User-friendly being the biggest attribute of the series, the rods are a work of art. We hope you can experience the spirit of Yamaga Blanks first handedly.

BlueCurrent III 69

LURE Max 7g (JH 0.3~7g/Plug 1.6~5g)
LINE PE 0.08~0.4 / NY・FC 1~4lb

Price



| Grip a.265mm | b.330mm | Spinning Model

Rod Detail Page →



BlueCurrent III 74

LURE Max 10g (JH 0.3~7g/Rig 1~10g/Plug 1.6~7.8g)
LINE PE 0.1~0.5 / NY・FC 1~5lb

Price



| Grip a.280mm | b.345mm | Spinning Model

Rod Detail Page →



BlueCurrent III 76 Stream

LURE Max 12g (Plug 1.6~12g)
LINE PE 0.3~0.8

Price



| Grip a.290mm | b.355mm | Spinning Model

Rod Detail Page →



BlueCurrent III 711

LURE Max 11g (JH 0.5~7g/Rig 2~11g)
LINE PE 0.2~0.6

Price



| Grip a.300mm | b.365mm | Spinning Model

Rod Detail Page →



BlueCurrent III 82

LURE Max 20g (JH 2~20g/Float 3.3~20g/Jig 2~20g/Rig 2~20g/Plug 2~15g)
LINE PE 0.3~0.8

Price



| Grip a.325mm | b.390mm | Spinning Model

Rod Detail Page →



BlueCurrent III 53/B

LURE Max 4.5g (JH 0.5~4.5g)
LINE PE 0.3~0.5 / NY・FC 3~5lb

Price



| Grip a.200mm | b.305mm | Overhead reel Model

Rod Detail Page →



BlueCurrent III 69/B

LURE Max 7g (JH 0.8~7g/Plug 1.6~5g/Rig 1~7g)
LINE PE 0.3~0.6 / NY・FC 3~6lb

Price



| Grip a.255mm | b.360mm | Overhead reel Model

Rod Detail Page →



BlueCurrent III 82/B

LURE Max 20g (JH 2~20g/Float 3.3~20g/Jig 2~20g/Rig 2~20g/Plug 2~15g)
LINE PE 0.4~0.8 / NY・FC 4~10lb

Price



| Grip a.320mm | b.425mm | Overhead reel Model

Rod Detail Page →



We have designed tip and belly section of this 69 very carefully to manipulate jig head and plug exactly as you wished. Tip and belly section have been applied moderate stiffness for achieving high sensitivity to transmits small vital information and slightly changes of current and sharpness to twitch and jerk jig head aggressively. Also, if you really wish to fish with plug, we recommend you to take this 69. Of course, you can take 69 for light game off the boat as well.

If you wish to fish with various kind of method in various situation with one rod, this 74 will be the one for sure. 74 can handle all of method for light game fishing such as jig head, sinker, metal jig, and plug at your will. High sensitivity will not be lost even if you search target deeper than 10m. You will definitely be able to feel what is “BlueCurrentIII” like once you fish with this 74.

This 76 Stream have been designed for various kind and size of plugs as such as small one for mackerel and medium size for seabass or black sea bream. Moderate stiffness and comfortable recovery speed which is applied on tip and belly section let you manipulate top water plug, minnow or sinking pencil at your will for sure. If you are going to aim target hidden in current with plug, we recommend you to take this specialized rod for plugging game.

Even if you cast small jig head a long distance, you will not lose your sense to feel movement of jig head with this 711. Also, 711 which is categorized in long length model though, transmits information of underwater world and vital information constantly even in rapid water or deep area. Flexible and sensitive tip section will let target bite your jig head without strangeness and powerful butt section will lead you assured landing.

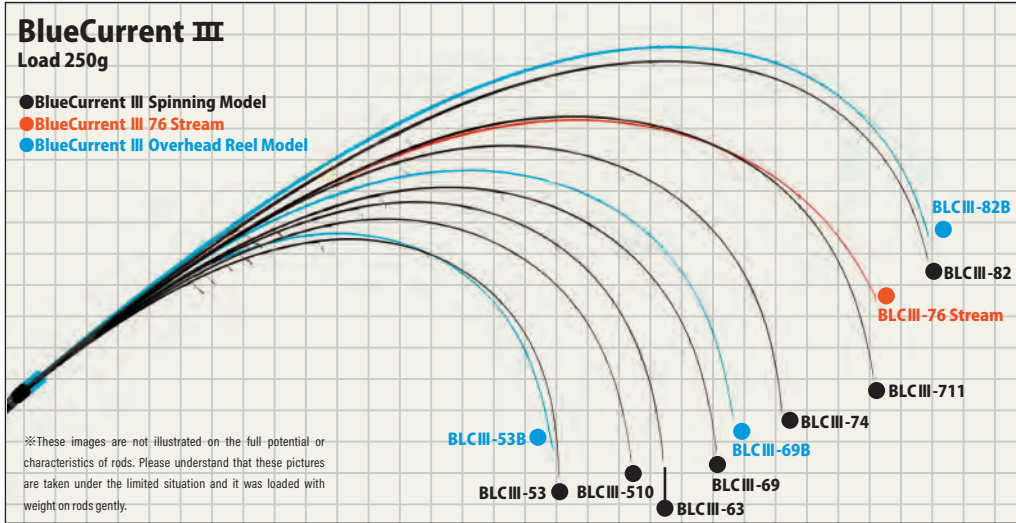
This 82 have been tuned as sharper to get more distance than previous model. Although butt section has been enhanced, whole blanks bend smoothly and recover powerfully. On the other hand, sensitiveness and flexibility of tip section have been sharpened to transmits information that angler needs. You can handle not only plugs around 7~9cm to aim seabass or black sea bream but also of course use jig head up to 20g with swimming action to aim rockfish.

This is 2 pcs overhead model to aim selective and spooky target at close range. Even if you have to use jig head under 1g, you can feel the weight of it when you cast and manipulate and also you can get enough distance to reach targets comfortably. As taking advantage of overhead tackle, you can keep tension of line while letting jig head fall into the range where the target must be there.


This is the standard model of overhead series that let you cast and manipulate jig head and plug as exactly as you wished. Tip section which have been loaded flexibility and sensitivity will transmits vital information clearly and belly section that have moderate stiffness make light wind action comfortably. Especially when you fish with plug, the potential of 69 overhead model will be pulled out.You will notice that you can give the action to plug as exactly as you have planned.

Although this is over 8ft long, you can handle like it is 7.6ft long thanks to sharpness and lightness of blanks themselves. Tip section which have flexibility to manipulate lure delicately link to butt section which is strong enough to stop the powerful run of large target. This deserved to be called all mighty overhead rod to cover various situations and target such as surface game for seabass or black sea bream, rock fish game and mackerel of course.

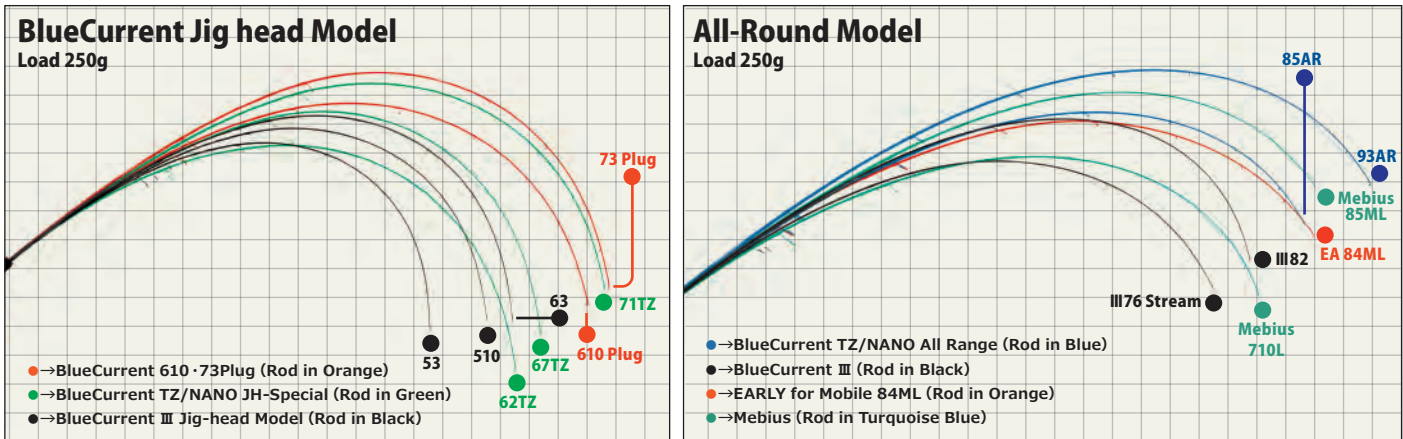
BlueCurrent III Series Model Data									
Item	Reel	Length	Closed length	Weight	Suitable reel size	Target	Lure		
53	Spinning	1610mm	835mm	53g	D: LT1000-2000 / S: 500-C2000	Horse Mackerel・Rock fish・trout	Jig head・Small Sized Plug・Small Sized Metal Jig		
510	Spinning	1775mm	915mm	56g	D: LT1000-2000 / S: 500-C2000	Horse Mackerel・Rock fish・trout	Jighead・Small Sized Plug・Small Sized Metal Jig		
63	Spinning	1910mm	985mm	59g	D: LT1000-2000 / S: 500-C2000	Horse Mackerel・Rock fish	Jighead・Small Sized Plug		
69	Spinning	2070mm	1065mm	66g	D: LT1000-2000 / S: 1000-C2000	Horse Mackerel・Rock fish・Migratory fish	Small Sized Plug・Jighead		
74	Spinning	2235mm	1145mm	71g	D: LT1000-2500C / S: 1000-2500	Horse Mackerel・Rock fish・Migratory fish	Jighead・Rig・Small Sized Plug・Small Sized Metal Jig		
76 Stream	Spinning	2290mm	1175mm	81g	D: LT2000-2500C / S: 2000-2500	Bream・Seabass・Migratory fish・Rock fish	Plug・Small Sized Metal Jig		
711	Spinning	2425mm	1245mm	81g	D: LT1000-2500C / S: 1000-2500	Horse Mackerel・Rock fish・Migratory fish	Jig head・Small Sized Plug・Small Sized Plug		
82	Spinning	2495mm	1280mm	83g	D: LT2000-2500C / S: 2000-2500	Bream・Seabass・Rock fish・Horse Mackerel	Metal Jig・Rig・Plug・Jighead		
53/B	Overhead reel	1610mm	835mm	67g	Overhead Reel For Ultra Fine Line	Horse Mackerel・Rock fish・trout	Jighead・Small Sized Plug・Small Sized Jig		
69/B	Overhead reel	2070mm	1065mm	77g	Overhead Reel For Ultra Fine Line	Horse Mackerel・Rock fish・Migratory fish	Jighead・Small Sized Plug・Small Sized Jig		
82/B	Overhead reel	2495mm	1280mm	93g	Overhead Reel For Ultra Fine Line	Rock fish・Seabass・Bream・Rock fish・Horse Mackerel	Jighead・Rig・Plug・Metal Jig		



- The lineup in the BlueCurrent III is built up with the power gradually increasing from the 53 up to the 82.
- The main concept for the 76Stream is to utilize hard bodied lures in strong currents and to be highly responsive when giving action to the lures.
- All models, excluding the 76Stream are designed to be versatile and will allow anglers to utilize varying setups from jig-heads, Carolina rigs to jigs and lures weighing within the stated specifications.
- Jig-head rigs can be utilized for all 3 Overhead reel models, however, if the weight of the rig is under 1g, we recommend using the spinning model. For anglers who want to heighten the sensitivity, the bait-model is ideal as the winding and sinking of your rig will directly transmit to your hands. Furthermore, it is also suited for the bait-finesse game targeting trout in streams.



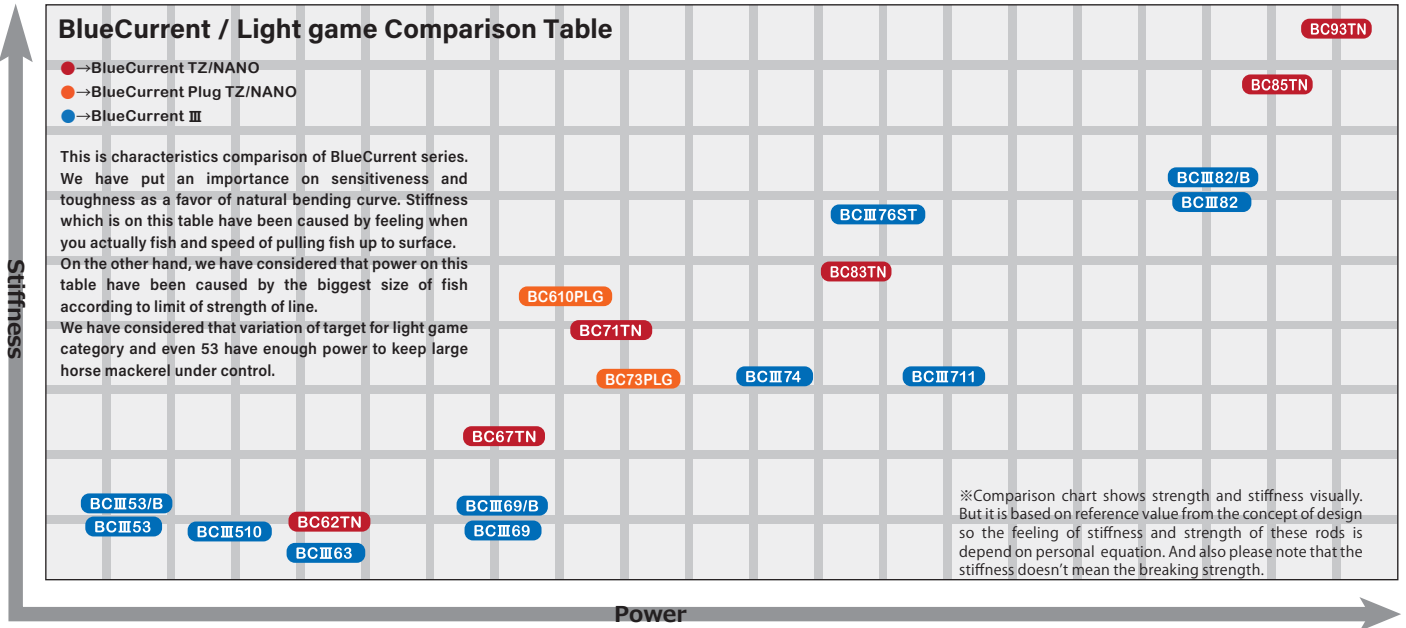
BlueCurrent Series Comparison data



The recommended target and method for BlueCurrent series

◎=Highly recommended ○=Recommended

BlueCurrent series TZ/NANO&III All models	BlueCurrent TZ/NANO								BlueCurrent III Strive for a New Era										
Target & Game	62 JHSP	67 JHSP	71 JHSP	83 FLEX	85 All Range	93 All Range	610 PLUG	73 PLUG	53	510	63	69	74	76	711	82	53B	69B	82B
Jig head~3g Horse Mackerel・Rock fish	◎	◎	◎	◎			◎	◎	◎	◎	◎	◎	◎		◎		◎	◎	
To aim Horse mackerel, or Rock fish as known as main target of light game with jig head up to 3g.																			
Jig head 3g~5g Variety of fish		◎	◎	◎			◎	◎	◎	◎	◎	◎	◎		◎		◎	◎	
To get distance in the headwind to aim Horse mackerel or Rock fish and to fish with "wind" ※ method for light rock fish game. ※Twitch the rod tip up to flick the jig head																			
Small sized plug~5cm Horse Mackerel・Rock fish	◎	◎	◎	◎			◎	◎	◎	◎	◎	◎	◎		◎		◎	◎	
610 Quickness and 73 Seamless which are for plugging game have high manipulability and adjustability to give the action to your lure as you wished and planned.																			
Plug 5~9cm Variety of fish			◎	◎	◎	◎							◎	◎	◎	◎			◎
Models which have both performance of response and power to aim small migratory fish such as Small trevally with quick action and to aim seabass with top water plugs.																			
Caro / Float rig Horse Mackerel・Rock fish others				◎	◎	◎							◎		◎	◎			◎
Models can be reached to the spot where never get with just jig head only. You can deliver the rigs further than you expected without losing sensitivity and manipulability.																			
Rig 5g~ Rock fish				◎	◎	◎								◎	◎	◎			◎
Models which can handle jig head, Texas rig, Free rig, or light "wind" ※ to aim rock fish. Equipped high manipulability and power on butt to keep target under control. ※Twitch the rod tip up to flick the jig head																			
Metal jig 5g~ Variety of fish				◎	◎	◎								◎	◎	◎			◎
Models which are recommended for super light shore jigging. Those have a power, versatility and capacity to deal with the target that much bigger than you expected.																			
Trout									◎	◎							◎		
Models to be able to keep twitching seamlessly and let it stop as you wished to without unwanted wobbles on tip. If you love to fish with overhead reel, III53/B is recommended.																			
Versatile ~7g Variety of fish			◎	◎								◎		◎				◎	
Models for anglers who wish to aim variety of fish such as Horse mackerel, Rock fish, Small trevally, Barracuda, Black sea bream, or Small seabass with light tackles. You should not worry about the big one unexpected.																			
Versatile 7~21g Variety of fish					◎	◎										◎			◎
Models which have high versatility to aim Black sea bream, Seabass, Hair tail, Squid from shore line and also lake trout game with minnows and spoons. It depends on your ideas and inspiration.																			




EARLY ALL CASTING

SURF / ROCK / SEABASS / MOBILE / BOAT
15 Lineup


EARLY ALL-CASTING series is sought after the most important aspect for the lure game, “cast farther” and “cast more accurately”. Our lineup of rods are built with not only these vital values sought after in the shore casting game, but also controllability, highly responsive and powerful blank for anglers to pursue their methods and styles of fishing. In addition, the vast lineup of the EARLY series are divided into different genre depending on situations and will only have simple specifications written on the blank so we do not limit the anglers options and creativity. Feel free to choose the model that best suits your style and enjoy a one-of-a-kind fishing experience.




EARLY ALL CASTING Series Rod Detail



Guide: SIC-S stainless frame K guide (Fuji)



Spinning model reel seat
Separate type VSS16, straight type DPS18



Overhead reel model reel seat: ACS17



EARLY for Mobile Section: Put over+Grip Joint



ALL CASTING / SURF GAME CATEGORY EARLY for Surf

Surf Casting Model / 5 Lineup

TARGET Flatfish · Seabass · Cherrysalmon · Small sized Blue-runner

GUIDE SIC-S stainless frame K guide (Fuji)

REEL SEAT 〈99ML〉 VSS16 〈105MMH/B〉 ACS17 〈Others〉 DPS18
〈Spining Model〉 Up lock nut
〈105MMH/B〉 Down lock nut (Fuji)

SECTION & JOINT 2pcs / Put over Ferrule

The EARLY for Surf are long distance casting models developed to meet the needs of surf casting. With the concept focusing on long distance casting, the light weight blank and light casting feel will allow anglers to maintain their concentration throughout the day. With great casting ability and highly sensitive characteristics, the EARLY for Surf models are not only ideal for the flat fish game targeting Flounders and Flatheads with minnows, metal jigs and soft plastics, but also great to target Seabass and Blackfin Seabass off the rocks, Small Blue-runners, Monstrous Jew fish and the Northern Sea Trout. Although these are designed mainly for the surf game, its versatility will enable anglers to utilize these models for various games requiring long distance casting. The blanks have been built up with a sharp casting feel, the power to stop the thrashing fish and highly sensitive to meet the needs of the ever-changing surf casting game. We hope you can experience our creation in the vast field.



◀ EARLY for Surf series category page
Details of each model are available from QR code on each model.
YAMAGA Blanks Official Web site

EARLY for Surf Series Model Data

Item	Reel	Length	Closed length	Weight	Suitable reel size	Target	Lure
99ML	Spining	2980mm	1525mm	155g	D: LT4000C-5000C / S: 4000-5000	Flatfish · Seabass · Cherrysalmon · Small sized Blue-runner	Plug · Jighead · Metal Jig
103M	Spining	3150mm	1610mm	174g	D: LT4000C-5000C / S: 4000-C5000	Flatfish · Seabass · Cherrysalmon · Small sized Blue-runner	Plug · Jighead · Metal Jig
109MMH	Spining	3295mm	1690mm	195g	D: LT4000C-5000C / S: 4000-C5000	Flatfish · Black-Fin Seabass · Cherrysalmon · Small sized Blue-runner	Plug · Jig minnow · Metal Jig
105MH	Spining	3180mm	1630mm	192g	D: LT4000C-5000C / S: 4000-C5000	Flatfish · Black-Fin Seabass · Cherrysalmon · Small sized Blue-runner	Plug · Jig minnow · Metal Jig · Jighead
105MMH/B	Overhead reel	3175mm	1625mm	189g	D / S: # 200	Flatfish · Black-Fin Seabass · Cherrysalmon · Small sized Blue-runner	Plug · Jig minnow · Metal Jig

※ Plug (Minnow · Sinking pencil · Vibration)

EARLY 99ML for Surf

LURE 7~35g **LINE** PE 0.8~1.5 **Price**



Rod Detail Page



EARLY 103M for Surf

LURE 8~42g **LINE** PE 0.8~1.5 **Price**



Rod Detail Page



EARLY 109MMH for Surf

LURE 8~50g **LINE** PE 1~2 **Price**



Rod Detail Page



EARLY 105MH for Surf

LURE 10~50g **LINE** PE 1~2 **Price**



Rod Detail Page



EARLY 105MMH/B for Surf

LURE 15~50g **LINE** PE 1.5~2.5 **Price**



Rod Detail Page



The blank is equipped with the castability rivaling a 10ft class rod and capable of transmitting vital information about the currents and bottom structures through the sensitive blank. In addition to the jig-head rigged up with soft plastics and small 9cm class minnows and sinking pencils, anglers will also be able to utilize a more finesse approach with light weigh (12g) vibrations for high pressure situations. You can cast long distances to search the vast surf or cast with pinpoint accuracy to the breaks. Either way, anglers will be able to cast all day long with this light weight and well-balanced rod.

If you wish to cast and manipulate various kind of lures as such as minnow 9cm class, sinking pencil minnow 40g, jig minnow or jig head, this EARLY 103M is going to be enable you to fish comfortably thanks to that excellent casting feel. As long as you have loaded power on blanks even small amount, you can get enough distance without losing energy and concentrations. This 103M can be handled by any level and type of anglers for sure.

109MMH have been loaded specialized ability to deliver plugs much farther than you can imagine even if its small or big plugs. Flexible and sensitive tip section will be enable you to not only cast light lure easily but also sense slightly changes of current or situations of bottom sea even in night time. You can handle plug around 45g without any stress as same as 105MH, so please take this 109MMH to aim seabass or black fin seabass from rocky or sandy beach.

This 105MH have most powerful blanks of 10ft series to deliver 50g of lure farther than ever you have reached. Especially the butt section of 105MH have been loaded huge power to launch heavy lure farther than your expectations and also to keep big target under control without losing initiative. High versatility employed to blanks for target as such as seabass, black fin seabass, or blue runner from rocky and sandy beach, rocks or piers.

With long distance casting being absolute essential for the surf game, the 105MMH Overhead reel model was developed to shoot out lures in the vast surf without any stress and maximize the ability of the high performance bait casting reels out on the market today. You will be able to feel for the change in flow, current and underwater landscape through the “direct” sensitivity blank otherwise unable in spinning models. Furthermore, anglers can go out targeting monstrous Jew fish and blue-runners in the surf with the advantages of the bait tackle of increased line capacity and ability to utilize a thicker line and not losing any casting distance.

ALL CASTING / ROCK FISH GAME CATEGORY

EARLY for Rock

Rock Fish Model / 3 Lineup

- TARGETRockfish・Seabass・Hair-tail・BlueRunner・Black-Fin Seabass
- GUIDESIC-S stainless frame K guide (Fuji)
- REEL SEAT(86MH) VSS16 (Fuji) / Up lock nut
(104H) DPS18 (Fuji) / Up lock nut
(93MH/B) ACS17 (Fuji) / Downlock nut
- SECTION & JOINT2pcs / Put over Ferrule

EARLY for Rock Series Model Data

Item	Reel	Length	Closed length	Weight	Suitable reel size	Target	Lure
86MH	Spining	2590mm	1325mm	123g	D: LT3000~4000C / S: C3000~4000	Rockfish・Seabass・Hair-tail	Jighead・Texasrig・Minnow・Vibrations
104H	Spining	3160mm	1615mm	205g	※	Rockfish・BlueRunner・Black-Fin Seabass	Jighead・Texasrig・Plugs・Metal Jig
93MH/B	Overhead reel	2815mm	1445mm	149g	D / S: 150~200	Rockfish・Seabass	Jighead・Texasrig・Plugs・Metal Jig

※EARLY 104H Suitable reel size : Up to PE2 D: LT4000C ~ 6000 / S: 4000 ~ C5000 -PE3 D: 3500 ~ 4000 / S: SW4000 ~ 6000

EARLY 86MH for Rock

LURE 7~40g LINE PE 1~2 Price



EARLY 104H for Rock

LURE 15~60g LINE PE 1~3 Price



EARLY 93MH/B for Rock

LURE 10~50g LINE PE 1.2~2.5/FC 12~20lb Price



In the pursuit to develop the Early for Rock, we asked ourselves “What is the rock-fish game?”. The blanks not only have strength and lightness but also have a highly efficient ability to restore its original form. In other words, the bent blank will flex back to its straight form, peeling the fish off the bottom and other structures efficiently.

The stiff yet delicate tips are highly sensitive to any changes in sea conditions while being versatile, enabling anglers to utilize various types of rigs and styles of fishing. We are proud to present the 3 models with outstanding casting abilities, lure controllability and power to match your target rock fish.



◀EARLY for Rock series category page
Details of each model are available from QR code on each model.
YAMAGA Blanks Official Web site

The blank for this model is exceptionally well balanced for both casting and maneuvering while also possessing tremendous sensitivity. Anglers will not only be able to utilize swimming actions of jig-head rigs but also utilize Texas rigs and feel for bottom structures and material. The adequately stiff belly section will transmit your bite and rip the fish off the bottom and structures right away. This sharp blank is also suitable for use in the “wind game” targeting hair-tails and “jerking methods” productive for seabass.

This long length high powered model was designed for casting distance and sensitivity. The “soft” aspect of the blank can be attributed to the line settings (PE#1), while the “hard” can be felt in its ability to take the load of heavy weight rigs and max drag settings. Anglers will be able to reach those grounds where others have yet to reach. You will be able to utilize various rigs ranging from soft plastics, swim baits, metal jigs and even minnows above 14cm to go head to head with monstrous rock fish and other blue-runners that you may randomly encounter.

The 93MH/B has a sensitive yet flexible tip ~ belly section for anglers to hover or roll their Texas-rigs near the bottom or for a more pinpoint approach with the “bottom shaking” technique. It enables anglers for a more careful approach on the bottom to induce and capitalize on a bite from those inactive fish. Once hooked, the winding power of the overhead reel and the powerful butt section will assist you to lift the fish away from the structures. You could also utilize this all-rounder model for the seabass game and other types of fishing which require the use of swimming type lures to efficiently search a vast area.

ALL CASTING / SEABASS CATEGORY

EARLY for Seabass

Seabass Model / 2 Lineup

- TARGETSeabass
- GUIDESiC-S stainless frame K guide (Fuji)
- REEL SEATVSS16 (Fuji) / Up lock nut
- SECTION & JOINT2pcs / Put over Ferrule

EARLY for Seabass Series Model Data

Item	Reel	Length	Closed length	Weight	Suitable reel size	Target・Field	Lure
93M	Spining	2819mm	1445mm	147g	D: LT3000~4000C / S: 3000~4000	Seabass(Estuary・Port)	Seabass Plugs (Minnow ~14cm)
97MMH	Spining	2925mm	1500mm	156g	D: LT4000C~5000C / S: 4000~C5000	Seabass(Estuary・Sandy Shore・Port)	Seabass Plugs (Minnow ~16cm)

EARLY 93M for Seabass

LURE 7~35g LINE PE 0.8~1.5 Price



The all-rounder model is a valuable asset for situations which require you to cast long distances in rivers and piers. It is especially responsive to metal type vibration lures which have are highly resistant. The light feel when reeling in your lure will enable you to focus on your fishing while reducing the load on your wrist. Once the fish is hooked, the blank will bend in nicely and will allow you to handle and efficiently surface your catch.

EARLY 97MMH for Seabass

Price LURE 8~42g LINE PE 1~2



You will be able to trace your lures in the strong thick currents of large scale rivers and straits as well as hardcore locations off rocks and boulders. It possesses a sensitive tip able to transmit the smallest of details in the current and utilize minnows and sinking pencils as small as 9cm. Having said that, anglers will still be able to cast big bait lures up to 15cm for situations where your targets are feeding on larger baits and stop the thrashing of lunker size pre spawning seabass with the strong butt power.



ALL CASTING / PACK RODS CATEGORY

EARLY for Mobile

Multi Piece Model / 3 Lineup

- TARGETSeabass・Rock fish・Bream・Flat fish・Small sized Blue-runner and any kind
- GUIDESIC-S stainless frame K guide (Fuji)
- REEL SEATVSS16 (Fuji) / Up lock nut
- SECTION & JOINT3pcs・4pcs / Put over・Grip Joint



◀EARLY for Mobile series category page
Details of each model are available from QR code on each model.
YAMAGA Blanks Official Web site

EARLY for Mobile Series Model Data

Item	Reel	Length	Closed length	Weight	Suitable reel size	Target	Lure
84ML/4pcs	Spining	2540mm	667mm	126g	D: LT2500~3000 / S: 2500~3000	Seabass・Black seabream and any kind.	Plugs・Pencil bait・and any kind.
96MMH/4pcs	Spining	2915mm	768mm	180g	D: LT4000C~6000 / S: 4000~C5000	Seabass・Blue-runner・Flatfish and any kind.	Plugs・Jig・and any kind.
76MMH/3pcs	Spining	2305mm	807mm	145g	D: LT3000C~5000C / S: C3000~C5000	Seabass・Spanish Mackerel・Blue-runner・Rock fish and any kind.	Plugs・Heavy jig head・and any kind.

※Plugs (Minnow・Sinking Pencil・Vibration)

EARLY 84ML/4pcs for Mobile

LURE 5~24g LINE PE 0.6~1.2 Price



EARLY 96MMH/4pcs for Mobile

LURE 10~60g LINE PE 1~2 Price



The rod is able to be loaded with heavy lures and can go head-to-head against the unexpected big one. This rod will be your next best friend on your domestic or international trips, land-based or even off-shore. You can enjoy going after seabass in the open water, light casting for Blue-runners or even cast around reef edges in more tropical countries. We are confident that anglers with sights on large predators around the world will enjoy using this versatile rod with a sensitive tip yet powerful butt section.

EARLY 76MMH/3pcs for Mobile

LURE 8~55g LINE PE 1~2 Price



The rod is able to be loaded with heavy lures and can go head-to-head against the unexpected big one. This rod will be your next best friend on your domestic or international trips, land-based or even off-shore. You can enjoy going after seabass in the open water, light casting for Blue-runners or even cast around reef edges in more tropical countries. We are confident that anglers with sights on large predators around the world will enjoy using this versatile rod with a sensitive tip yet powerful butt section.

ALL CASTING / LIGHT BOAT CASTING CATEGORY

EARLY for Boat

Boat Casting Model / 2 Lineup

- TARGET** Seabass・Bream・Spanish Mackerel・Rock fish・Small sized Blue-runner
- GUIDE** SIC-S stainless frame K guide (Fuji)
- REEL SEAT** (68M) VSS16 (Fuji) / Up lock nut
(610MH/B) ACS17 (Fuji) / Down lock nut
- SECTION & JOINT** 2pcs / Put over Ferrule

The EARLY for Boat was developed to enjoy the light casting game off-shore targeting bream, seabass, small Blue-runners, flat-fish and even rock fish. The sharp regular tapered rod is extremely responsive and has a sharp casting feel with the developmental concept of “every fish tells a story”. It is a versatile rod able to handle the ever changing sea conditions by allowing anglers to pinpoint cast to structures, drop into holes and cast in the open sea. Anglers will be able to utilize a wide variety of lures vital for the off-shore game and accurately cast and trace the course you desire. You can say that this EARLY for Boat was created as an offensive technical model for anglers to feel satisfied when hooking a fish according to plan.



◀EARLY for Boat series category page
Details of each model are available from QR code on each model.
YAMAGA Blanks Official Web site

EARLY for Boat Series Model Data

Item	Reel	Length	Closed length	Weight	Suitable reel size	Target	Lure
68M	Spinning	2055mm	1060mm	104g	D: LT2500~3000 / S: 2500~3000	Seabass・Bream・Spanish Mackerel・Rock fish・Small sized Blue-runner	Minnow・Vibration・Spin tail・Pencil bait
610MH/B	Overhead reel	2100mm	1080mm	125g	D / S: 150~200	Seabass・Rock fish・Small sized Blue-runner	Minnow・Joint lure・Pencil bait・Metal jig

EARLY 68M for Boat

LURE 7~32g **LINE** PE 0.8~1.5 **Price**



Rod Detail Page



EARLY 610MH/B for Boat

LURE 10~50g **LINE** PE 1.2~2.5 **Price**

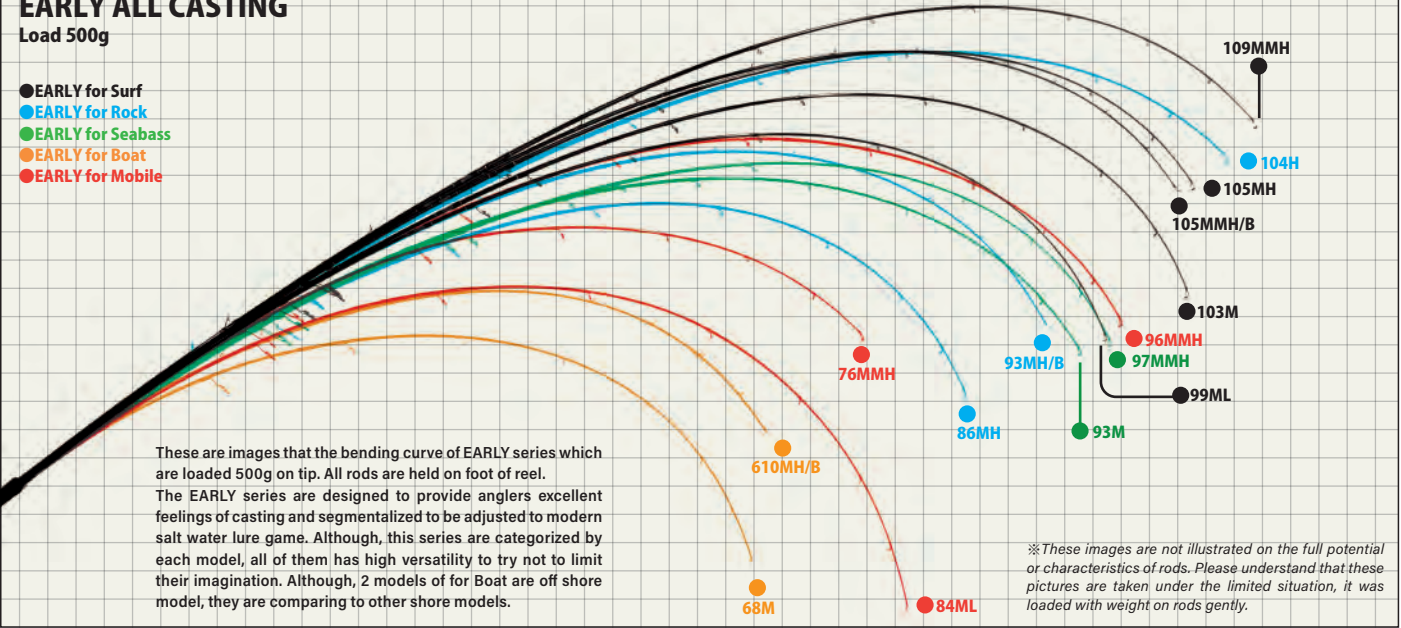


Rod Detail Page




EARLY ALL CASTING
Load 500g

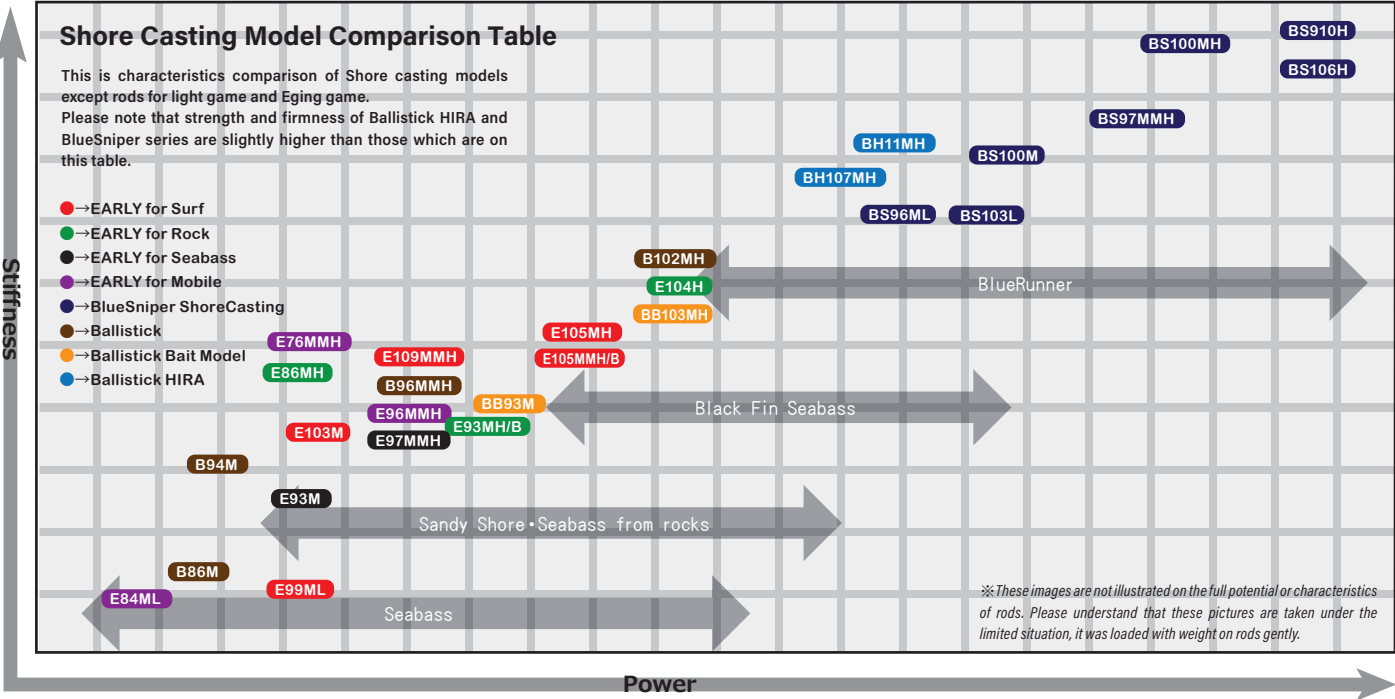
- EARLY for Surf
- EARLY for Rock
- EARLY for Seabass
- EARLY for Boat
- EARLY for Mobile



The recommended targets and method for EARLY series

◎ =Highly recommended ○ =Recommended +BOAT=Shore and off shore BOAT=Off shore only

EARLY Series Category&All models		EARLY for Surf					EARLY for Rock			EARLY for Seabass		EARLY for Mobile			EARLY for Boat	
Target & Game		99 ML	103 M	109 MMH	105 MH	105 MMH/B	86 MH	104 H	93 MH/B	93 M	97 MMH	84 ML	96 MMH	76 MMH	68 M	610 MH/B
 Flat fish		◎	◎	◎	◎	◎	◎	◎	◎	◎	◎	◎	◎	◎	◎	◎
Models for fishing from the sandy beach. 2 models from "for Seabass" are also matched when you use the light method.																
 Flat head		◎	◎	◎	◎	◎	◎	◎	◎	◎	◎	◎	◎	◎	◎	◎
Recommended models for river mouth as same as a sandy beach.																
 Seabass		◎	◎	◎	◎	◎	◎	◎	◎	◎	◎	◎	◎	◎	◎	◎
Although 2 models from "for Seabass" are recommended, 86MH for Rock suit to wading game and 93MH /Overhead model for Rock work well for seabass game on river.																
 Black-Fin Seabass		◎	◎	◎	◎	◎	◎	◎	◎	◎	◎	◎	◎	◎	◎	◎
Strong butt power and capacity of versatility of 109MMH and 105MH for Surf work for aiming at Black fin seabass.																
 Small sized Blue-runner ~3kg		◎	◎	◎	◎	◎	◎	◎	◎	◎	◎	◎	◎	◎	◎	◎
All of the models are available. Please choose one to adjust your field and the lure that you use often.																
 Blue-runner ~5kg		◎	◎	◎	◎	◎	◎	◎	◎	◎	◎	◎	◎	◎	◎	◎
Models for Yellowtail up to 5kg. Especially the models which is marked ◎ are recommended.																
 Light Rock fish		◎	◎	◎	◎	◎	◎	◎	◎	◎	◎	◎	◎	◎	◎	◎
Models which are loaded with sensitivity and flexibility to manipulate light weight of rigs. Besides equipped enough power to keep big one unexpected under control.																
 Rock fish		◎	◎	◎	◎	◎	◎	◎	◎	◎	◎	◎	◎	◎	◎	◎
Although the models from "for Rock" will be the main, 2 models from "for Mobile" are also suitable when you go to rocky shore, especially very hard to get entry.																
 Cherrysalmon		◎	◎	◎	◎	◎	◎	◎	◎	◎	◎	◎	◎	◎	◎	◎
Although, if you need to get maximum distance, 109MMH is recommended, 99ML and 103M which have power and flexibility are also suit to the anglers who fish with minnows mainly.																
 Bream		◎	◎	◎	◎	◎	◎	◎	◎	◎	◎	◎	◎	◎	◎	◎
84ML for Mobile is recommended to aim Black sea bream on topwater and bottom.If you aim it from boat, 68M is going to be the one.																
 Jewfish		◎	◎	◎	◎	◎	◎	◎	◎	◎	◎	◎	◎	◎	◎	◎
Although, all of models from "for Surf" are recommended, 104H for Rock and 96MMH for Mobile which have enough butt power to keep it under control.																
 Hairtail		◎	◎	◎	◎	◎	◎	◎	◎	◎	◎	◎	◎	◎	◎	◎
86MH for Rock is going be the one if you aim it with winding method, jigs and plugs.																
 Red Bream		◎	◎	◎	◎	◎	◎	◎	◎	◎	◎	◎	◎	◎	◎	◎



SEABASS AND MORE

Ballistick

Seabass and more / 8 Lineup

TARGET Seabass・Flat fish・Black-fin seabass・Blue runner

GUIDE (Spining Model) TORZITE Titanium frame K Guide(Fuji)
(Overhead reel Model) SiC Titanium frame K Guide(Fuji)

REEL SEAT (86M・94M) VSS16 / Up lock nut
(96MMH・102MH) VSS17 / Up lock nut
(93M/B・103MH/B) ACS17 / Down lock nut
(HIRA107MH・HIRA11MH) DPS18 / Up lock nut (Fuji)

SECTION & JOINT 2pcs / Spigot Ferrule




Ballistick series category page
Details of each model are available from QR code on each model.
YAMAGA Blanks Official Web site




Ballistick series are flag ship model of shore casting series. 4 models for spinning as basic seires, 2 models for overhead reel, and 2 models for black fin seabass are lined up. All of these 8 models have been applied NANOALLOY® technology to provide you sharpness on casting and toughness on fighting. Basic models of spinning series will cover river game to surf game. Blanks which have high sensitivity that transmit vital information clearly and high repulsive force which let you keep large fish under control. HIRA model has moderate stiffness to provide you sharpness cast feel and high sensitivity to keep initiative even you fish in rough conditions. Butt section have enough power to aim blue runner as such as yellow tail up to 5kg without losing control. 2 kind of over head models are lined up to cover various situations such as upper to mid part of rivers, river mouth, rocky shore and sandy beach.

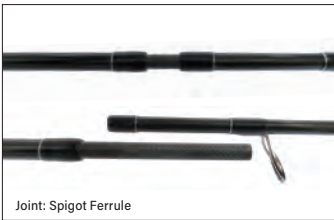
Ballistick Series Rod Detail



Reel seat
Spinning model: Up lock nut
Overhead reel Model: Down lock nut



Guide
Spinning model:
TORZITE Titanium frame K Guide
Overhead reel Model:
SiC Titanium frame K Guide



Joint: Spigot Ferrule



Ballistick Series Model Data

Item	Reel	Length	Closed length	Weight	Suitable reel size	Target	Lure
86M TZ/NANO	Spining	2605mm	1330mm	122g	D: LT3000C~4000C / S: C3000~4000	Seabass	Minnow・Vibrations・Sinking pencil
94M TZ/NANO	Spining	2850mm	1455mm	143g	D: LT3000C~4000C / S: C3000~4000	Seabass・Flat fish	Plugs・Vibrations
96MMH TZ/NANO	Spining	2910mm	1485mm	151g	D: LT3000C~5000C / S: 4000~C5000	Seabass・Flat fish	Plugs・Vibrations・Metal Jig
102MH TZ/NANO	Spining	3110mm	1590mm	177g	D: LT4000C~5000C / S: 4000~C5000	Seabass・Flat fish	Plugs・Vibrations・Metal Jig
93M NANO Bait	Overhead reel	2830mm	1445mm	159g	D / S: 150~200	Seabass・Flat fish	Plugs・Metal Jig
103MH NANO Bait	Overhead reel	3135mm	1600mm	191g	D / S: 200	Seabass・Flat fish・Black-fin seabass	Plugs・Metal Jig
HIRA 107MH TZ/NANO	Spining	3230mm	1650mm	198g	D: LT4000C~5000C / S: 4000~C5000	Black-fin seabass・Blue unner	Plugs・Metal vibrations・Metal Jig
HIRA 11MH TZ/NANO	Spining	3360mm	1720mm	228g	D: LT5000C~6000 / S: C5000	Black-fin seabass・Blue unner	Plugs・Metal vibrations・Metal Jig

Ballistick 86M TZ/NANO

LURE 6~32g LINE PE 0.8~1.5 Price



Grip a.350mm b.450mm Spinning Model

Rod Detail Page



Ballistick 94M TZ/NANO

LURE 6~35g LINE PE 0.8~1.5 Price



Grip a.355mm b.460mm Spinning Model

Rod Detail Page



Ballistick 96MMH TZ/NANO

LURE 8~38g LINE PE 1~2 Price



Grip a.355mm b.470mm Spinning Model

Rod Detail Page



Ballistick 102MH TZ/NANO

LURE 8~42g LINE PE 1~2 Price




Grip a.385mm b.500mm Spinning Model

Rod Detail Page



Ballistick 93M NANO Overhead reel Model

LURE 8~42g LINE PE 1~2 Price



Grip a.353mm b.469mm Overhead reel Model

Rod Detail Page



Ballistick 103MH NANO Overhead reel Model

LURE 10~45g LINE PE 1.5~2.5 Price



Grip a.405mm b.520mm Overhead reel Model

Rod Detail Page



Ballistick HIRA 107MH TZ/NANO

LURE 7~45g LINE Max PE 2 Price



Grip a.420mm b.555mm Spinning Model

Rod Detail Page



Ballistick HIRA 11MH TZ/NANO

LURE 8~50g LINE Max PE 2.5 Price



Grip a.420mm b.555mm Spinning Model

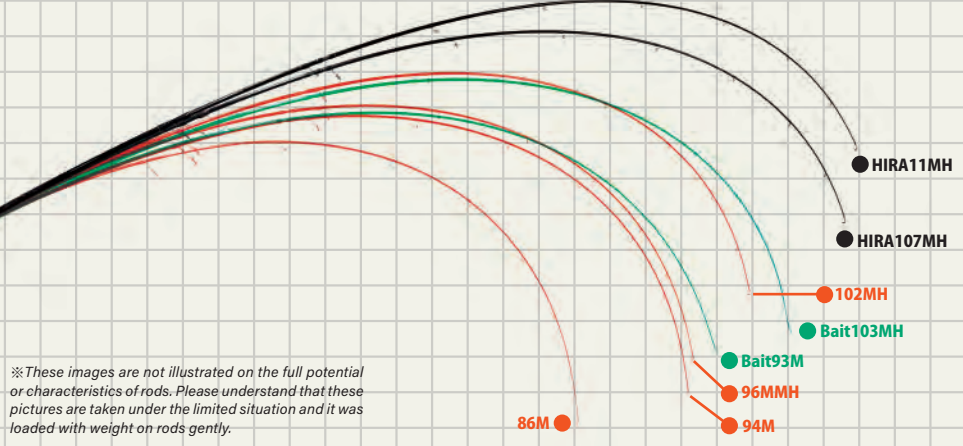
Rod Detail Page



This is the medium class rod which have been loaded versatility to use lure from minnow sized 9~14cm to heavy vibration without any stress when you are wading.If you do not want to lose initiative when you have hooked huge seabass up while you are wading in the river, it will work for you because of powerful butt section with NANOALLOY® technology.

This is the multi-purpose seabass rod to cover various situation with minnow, sinking pencil or vibration lures. You will be able to sense changes of current or tiny contact of seabass thanks to sharpness and sensitiveness of blanks itself. Of course it have been gotten enough power to land fish at your will. You don't have to be afraid to aim huge seabass at field there is lots of structures under water thanks to potential of power that is hidden inside of blanks. We believe that 94M have been well balanced to be called "basic one" because of sensitiveness, handleability and toughness of blanks.

Ballistick Load 1kg



※These images are not illustrated on the full potential or characteristics of rods.Please understand that these pictures are taken under the limited situation and it was loaded with weight on rods gently.

- These are comparison images of Ballistick series which are loaded 1kg weight on tip. Ballistick series have moderate stiffness and sharpness to achieve accuracy and ability of distance cast. Although the taper of this series is regular, you can cast with less power than before and can get more accuracy thanks to high repulsive force attributed to NANOALLOY® Technology.
- The 4 spinning models cover a wide range of sea bass fields, from the middle to lower reaches of rivers, estuary tidal flats, surf, and rocky shores.
- The overhead model 93M is a highly versatile model with long casting performance and casting accuracy that can be used from midstream to estuary, surf, and rocky shores. The 103MH is a powerful model for ultra-long cast that specializes in rocky shores and surfs to aim sea bass, blackfin seabass, and flounder.
- The two models for blackfin seabass realize a highly responsive game with a blanks which are equipped sharpness and high repulsive force that emphasizes casting accuracy in headwinds.

SHORE CASTING CATEGORY

BlueSniper

Shore Plugging & Jigging / 7 Lineup

TARGET BlueRunner

GUIDE <103L・96ML・100M> SiC-S stainless frame K guide
<97MMH> SiC-S stainless frame K guide+SIC Ocean guide
<100MH・106H・910H> SiC Ocean guide (Fuji)

REEL SEAT <103L・96ML・100M> DPS18 / Up lock nut
<97MMH・100MH・106H・910H> DPS20 / Up lock nut

SECTION & JOINT <106H> 2pcs / Put over Ferrule
<Others> 2pcs / Spigot Ferrule

NANOALLOY

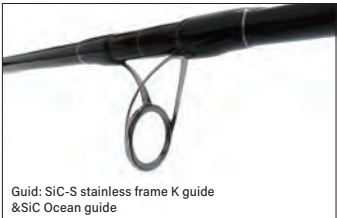


BlueSniper series category page
Details of each model are available from QR code on each model.
YAMAGA Blanks Official Web site

BlueSniper Shore Casting Series Rod Detail



Reel seat: Up lock nut



Guid: SiC-S stainless frame K guide
& SiC Ocean guide



[97MMH/100MH/106H/910H]
Grip end: BRC




BlueSniper 97MMH

BlueSniper Series Model Data

Item	Reel	Length	Closed length	Weight	Suitable reel size	Lure	Target
103L PS	Spining	3135mm	1600mm	240g	D: 5000~6000 / S: 4000~6000	Pencil bait ・ Minnow ・ Popper ・ Metal jig	Yellow tail-10kg / Small plug available
96ML	Spining	2935mm	1500mm	223g	D: 5000~6000 / S: 4000~6000	Metal jig ・ Popper ・ Minnow ・ Pencil bait	Yellow tail-10kg / Recommended for use in harbor areas
100M	Spining	3070mm	1570mm	245g	D: 6000~8000 / S: 6000~8000	Pencil bait ・ Minnow ・ Popper ・ Metal jig	Yellow tail & Kingfish / Rocky Shore to Harbor Area
97MMH	Spining	2950mm	1515mm	296g	D: 6000~8000 / S: 6000~8000	Pencil bait ・ Metal jig ・ Popper ・ Minnow	Yellow tail & Kingfish & Amberjack / Rocky Shore to Harbor Area
100MH	Spining	3070mm	1575mm	307g	D: 8000~10000 / S: 8000~10000	Metal Jig ・ Popper ・ Pencil bait ・ Minnow	Yellow tail & Kingfish & Amberjack / for Rocky Shore
106H PS	Spining	3215mm	1650mm	325g	D: 8000~14000 / S: 8000~14000	Pencil bait ・ Minnow ・ Popper ・ Metal Jig	Kingfish & Amberjack / plugging recommended
910H	Spining	3030mm	1550mm	326g	D: 8000~14000 / S: 8000~14000	Metal Jig ・ Popper ・ Pencil bait ・ Minnow	Kingfish & Amberjack / Jigging recommended

BlueSniper 103L PlugSpecial Light Class Concept

LURE Jig~40g/Plug 15~40g **LINE** Max PE 2 **Price**
DRAG Max 4kg/45°



Rod Detail Page



This is "Light class concept" model for capturing the situation that Blue runner feeding small bait. You can cast tiny diving pencil comfortably without unwanted wobble and manipulate it as you wished to easily. It bends well and nicely to reduce loading of line even if you fish with fine PE line while accumulating power to keep even 10kg of yellow tail under control from rocky shore. Although "L" on the 103 as Light class concept, more power on butt section is loaded than 96ML.

BlueSniper 96ML NANO Concept

LURE Jig~60g/Plug ~40g **LINE** Max PE 2 **Price**
DRAG Max 3kg/45°



Rod Detail Page



This is medium light shore jigging rod to aim small sized of yellowtail, amberjack and cero. This would be suited jigs around 40g, minnow around 10cm~14cm from break water or surf. You can handle it like a seabass rod but huge butt power is hidden in blank itself to keep even mid-sized Blue Runner under control. You can manipulate not only metal jig or minnow but also sinking pencil bait or vibration to have an advantage on situations that you are faced out there.

BlueSniper 100M NANO Concept

LURE Jig~80g/Plug ~50g **LINE** Max PE 3 **Price**
DRAG Max 4.5kg/45°




Rod Detail Page



This is the mid power model which have been loaded toughness and lightness to aim blue runner around 3kg from pier or surf. You can take advantage of its length to aim fish that feeding in the distance with high accuracy. If you are going to fish at field where current flows rapidly and fish have caught tide, you can still keep it under control with this 100M. Even you are in a severe situation you will be able to have an advantage on fighting with monster fish.

BlueSniper 97MMH NANO Concept

LURE Jig~100g/Plug ~60g **LINE** Max PE 4 **Price**
DRAG Max 6kg/45°



Rod Detail Page



BlueSniper 97MMH which is well tuned with flexible tip and powerful butt. It enable you to manipulate jig and plug at your will without failure thanks to its nice and flexible tip section. Especially when you use jig, it will reduce physical burden of angler thanks to its length. Yet 97MMH works well for Blue Runner around 3~5kg, you can fight against to even over 5kg without anxious because of its tough and tenacity butt section.

BlueSniper 100MH NANO Concept

LURE Jig~120g/Plug ~80g **LINE** Max PE 4 **Price**
DRAG Max 6kg/45°



Rod Detail Page



This is the standard of New BlueSniper to aim Blue Runner around 4~5kg. If you fish with jig around 80~100g, plug around 60g we recommend you to choose this 100MH. Flexible tip section which have ability to manipulate lure sensitively and aggressively. Breathtaking butt power enable you to pull the monster fish up from bottom of the sea. This have been well balanced as all round model to cast and manipulate jig or plug at high level.

BlueSniper 106H PlugSpecial NANO Concept

LURE Jig~130g/Plug ~100g **LINE** Max PE 5 **Price**
DRAG Max 8kg/45°



Rod Detail Page



This is the specialized model to manipulate plugs without any failure. You can cast even big diving pencil bait sized around 200mm, and also you can manipulate jigs up to 130g without any stress. Even when you try to aim Blue Runner that over 10kg from rough field as such as rocky shore or else, this 106H PS is going to be a huge advantage thanks to sensitiveness and lifting power which is attributable to NANOALLOY® technology from TORAY.

BlueSniper 910H NANO Concept


LURE Jig~150g/Plug ~120g **LINE** Max PE 5 **Price**
DRAG Max 8kg/45°



Rod Detail Page



This is the model which is tuned power and length perfectly to manipulate jig as you wish while reducing burden of anglers. You can cast heavy jig around 150g easily and when you fish at field where you are required skill and technique as such as deep, rough and current runs rapidly, you will be able to land even yellow fin tuna from shore thanks to that potential hidden inside of blanks. This is the one for angler who fish with jig mainly or looking for specialized model for metal jigs.



※These images are not illustrated on the full potential or characteristics of rods. Please understand that these pictures are taken under the limited situation and it was loaded with weight on rods gently.

- These are comparison images of BlueSniper shore casting series which are loaded 3kg weight on tip. Tip to belly section of BS103L have been designed to be very flexible for casting and manipulating small and light plug.
- It has little more power than 96ML on butt section and good to be used for aiming blue runner with small lure.
- 97MMH have been loaded same power as 100MH on butt section and more flexible tip section. Although 97MMH bend more than 100MH when applied 2kg load, you can see that almost same power employed on both of butt section when applied 3kg load. 100M have been designed to be slower action than others so whole blanks of 100M will be bent well even when small amount of load applied.
- Almost same power have been loaded on butt section of 910H and 106H. 910H is suit to metal jig and if you use plugs mainly, 106H is recommended. 910H have been loaded more repulsive force than 106H to manipulate heavy weight of metal jig comfortably and land fish smoothly.
- Load weight more and more, butt section of 106HPS bend more and huge power will be accumulated. Which means that it is easier to apply pressure on fish and physical burden of angler will be reduced with 106HPS.

TROUT GAME CATEGORY

Lupus

Trout game Model / 6 Lineup

- TARGET
- Trout・Salmon
- GUIDE
- TORZITE Titanium frame K Guide (Fuji)
- REEL SEAT
- Original Wood grain sheet
 〈51・61・71〉Down lock
 〈77・81・86M〉UP lock
- SECTION & JOINT
- 2pcs / Spigot Ferrule



Lupus Series Rod Detail



Item	Reel	Length	Closed length	Weight	Suitable reel size	Target	Field
51	Spinning	1575mm	850mm	78g	D: LT1000-2000 / S: 1000 ~ 2000	Trout	Mountain stream
61	Spinning	1855mm	960mm	85g	D: LT2000 / S: 2000	Trout	Mountain stream
71	Spinning	2170mm	1110mm	96g	D: 2000-2500 / S: 2000-2500	Trout	Mountain stream・Backwater・Main stream
77	Spinning	2315mm	1175mm	126g	D: LT2500-3000C / S: 2500-C3000	Cherry salmon	Main stream・Mountain stream・Backwater
81	Spinning	2470mm	1270mm	129g	D: LT2500-3000C / S: 2500-C3000	Cherry salmon	Main stream・Backwater・Sea
86M	Spinning	2610mm	1340mm	140g	D: LT2500-4000C / S: 2500-3000	Cherry salmon	Main stream・Backwater・Sea

Lupus 51 Mountain Stream Model

LURE 1~7g LINE 2~6lb Class Price



Lupus 61 Mountain Stream Model

LURE 2~10g LINE 3~8lb Class Price



The Lupus series are designed to cover the river systems from headwaters to the main-stream and possess the controllability required to maneuver the minnows to induce the bites in the intricate river currents.

The sharp castability and the seamless bending curve will assist anglers to adequately twitch the lures in the strong currents, while the powerful butt section will smoothly pump the fish towards you. Yamaga Blanks believe that these are necessary qualities required in the river game. The Mountain-Stream models are for smaller streams running in the mountains and the Main-Stream models are for your larger rivers to target salmon and trout.



Lupus 71 Mountain Stream Model

LURE 3~12g LINE 4~10lb Class Price



Lupus 77 Main Stream Model

LURE 4~25g LINE 6~20lb Class Price



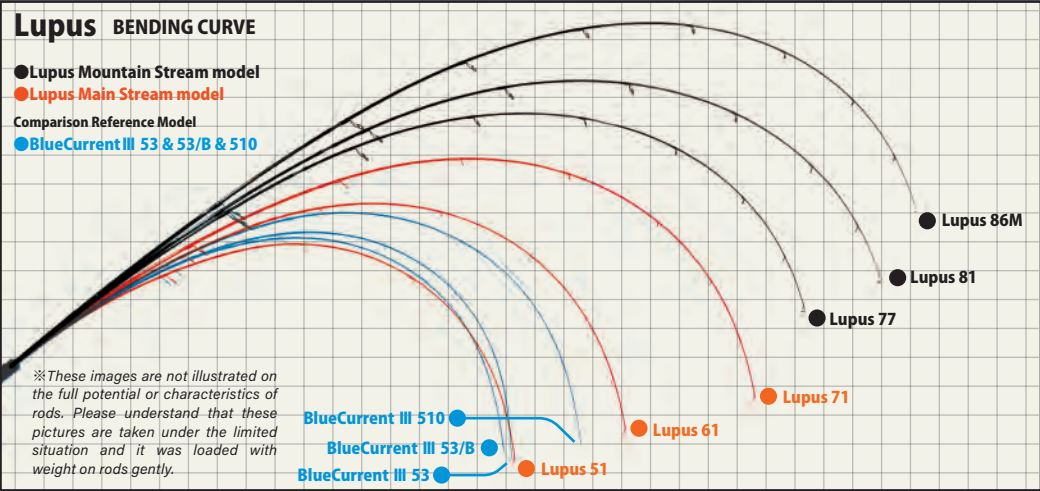
Lupus 81 Main Stream Model

LURE 5~28g LINE 8~20lb Class Price



Lupus 86M Monster Cherry

LURE 8~30g LINE 10~24lb Class Price



●These are comparison images of Lupus Mountain Stream Models and Lupus Main Stream Models which are loaded 250g weight on tip. All of these models are given lightness that you will sense while casting, and natural power on the blanks that you would definitely noticed while fishing. Compared to mountain stream models, Lupus Main Stream Models has gotten more power on the butt section. You will be able to sense it when you hooked big one in the stream. 86M Monster Cherry is not only just stiff rod. You will be realized that more power will be loaded on blanks when it is bent more and more while you are on fighting.

●For reference, we have also included the Trout models of 53 and 510 in the BlueCurrent III series. Although these 3 models from the BlueCurrent series are easy to twitch your minnows, it is no comparison to the Lupus series, which were designed for minnowing.

