




<https://yamaga-blanks.com/>

YAMAGA Blanks Made in Japan

Dealer



2022

PRODUCTS CATALOG

YAMAGA Blanks / FACTORY BRAND Extremity of Japan.The beloved bland of professional fishing.

English version





Origin of YAMAGA Blanks

The origins of YAMAGA Blanks can be traced back to the honing of techniques and experience of manufacturing rods in our own factory in Japan.

When manufacturing rods, the rods characteristics are not only dependent on the design of the blank but also the characteristics of the factory. The techniques of our manufacturing staff, our original developed and tuned machinery and vast experience in manufacturing over the years are what we pride in YAMAGA Blanks. This can also be said for fishing. For those who have traveled and continued fishing over years as a hobby, this experience is a very strong weapon that cannot be taken away from you.

When fishing in nature, fishing conditions, weather patterns, and environments will affect the behavior of the fish. This is when your experience pays off.

Fishing never goes as planned and we generally come home empty handed. We think, try various techniques and come to many dead ends. But this is the beauty of fishing. This experience builds up and will enhance your techniques over the years and will eventually lead to a trophy fish. And this is what we all value in this sport. We, at YAMAGA Blanks, wish to continuously build rods which will not only help you through the tough times and but also happy times.

In order to do so, the rods at YAMAGA Blanks must evolve through the advancement of our manufacturing techniques in our factory.

We will continuously improve our rod building techniques to meet the ever increasing demand from anglers' around the world. This is why we have built our own factory in Japan and trained the best rod building staff in the industry.

YAMAGA
Blanks **YB**
JAPAN FACTORY
YAMAGA TSURIGU Co.,LTD. / SINCE 1990
YAMAGA Blanks / SINCE 2008
Made in Japan



BlueCurrent Plug TZ/NANO Light Game *2022 New Model*

BlueCurrent TZ/NANO Light Game

BlueCurrent III Light Game

EARLY All Casting

for Boat *2032 New Model*

for Mobile *2022 New Model*

for Surf

for Rock

for Seabass

Ballistick Seabass


BlueSniper Shore Casting

Calista Eging

Mebius Eging

BattleWhip Boat Eging

About the notation of this catalog

QR MOVIE About movie link and QR code 


In the product page in our catalog, there is a QR code linked to a more detailed explanation of each product. Please utilize your smart phone and read the QR code to jump to each movie.

Grip about signage for length of grip

a : Length from reel foot to end of grip when reel is equipped
b : Whole length of grip

Reel Suitable reel size

Please refer to these suggestions as a rough indication depend on specification of line MAX.Please note that indication does not mean to restrict your choice of reel.

ICON signage for Icons 

The Icons on specifications stand for the lure which is match well with rod.Best match designated in orange.
Substitute in yellow. Please refer to these Icon as rough indication depend on characteristics of each rods.

ROD DATA TABLE About Rod data table

Details of the rod data are on P64 at the back of the catalog.
Please refer to these pages for diameter of tip/butt, percentage of carbon, JAN code, etc.



BlueCurrent Light Game

- NEW BlueCurrent 610 Plug "Quickness" : TZ/NANO
- NEW BlueCurrent 73 Plug "Seamless" : TZ/NANO
- BlueCurrent 62 TZ/NANO Jighead Special
- BlueCurrent 67 TZ/NANO Jighead Special
- BlueCurrent 71 TZ/NANO Jighead Special
- BlueCurrent 72 TZ/NANO Jig Special
- BlueCurrent 77 TZ/NANO Stream Special
- BlueCurrent 83 TZ/NANO Flex
- BlueCurrent 85 TZ/NANO All-Range
- BlueCurrent 93 TZ/NANO All-Range
- BlueCurrent III 53
- BlueCurrent III 510
- BlueCurrent III 63
- BlueCurrent III 69
- BlueCurrent III 74
- BlueCurrent III 76 Stream
- BlueCurrent III 711
- BlueCurrent III 82
- BlueCurrent III 53/8
- BlueCurrent III 69/8
- BlueCurrent III 82/8





BlueCurrent Plug Model TZ/NANO

610 Plug
"Quickness"

73 Plug
"Seamless"

TORZITE Fuji
NANOALLOY

BlueCurrent Plug Icons



Plugs /include for top water
(With action)



Sinking pencil
/include for top water
(retrieving)



Jighead
(~3g)



Metal Jig

BlueCurrent Plug Quickness & Seamless

Light Plugging / 2 Lineup

There will be new models for the BlueCurrent TZ/NANO series for use with ultra-small lures to target Japanese Horse Mackerel and Japanese rock fish.

The evolution of the plugging game (use of hard bodied lures) has been considerable in recent years requiring extra sensitive rods to use ultra-small lures around 2g. We have developed the blank with our focus on sensitivity and its ability to transmit the smallest changes in the current, water pressure and lure movement. Both models are were not developed to simply utilize these hard bodied lures but each are special models with distinct characteristics. The two types can be distinguished by the difference in style. The "quick" type which will not miss the smallest of nibbles to aggressively hook the fish and the "seamless" type which smoothly hooks the fish by naturally bending in.

You can use hard bodied lures with the other models in the BlueCurrent series which are designed for jig-head type rigs, but these 2 models are especially designed for use with these lures. We hope you can take hold of our new BlueCurrent Plugging series to enjoy the ever changing plugging game for these small but extremely fun species to target.



BlueCurrent 73 Plug Seamless TZ/NANO

NEW BlueCurrent 610 Plug Quickness TZ/NANO

Spec / Lure: Plug 1.5~6g / JH 0.5~5g Line: PE 0.1~0.4

Price:

This plugging model was developed to enable anglers to sense the subtle changes in water pressure and currents with outstanding balance to breathe life into your lures through rod action. The tip section is designed to be stiff to give the lure variant action while the whole blank will bend in to reduce hook offs. When simply retrieving minnows and sinking pencils, the super sensitive tip section will immediately transmit the smallest of bites enabling anglers to swiftly hookup with the belly section of the blank. You can say that this is a specially tuned model to aggressively hook the fish with the slightest of touches.



NEW BlueCurrent 73 Plug Seamless TZ/NANO

Spec / Lure: Plug 1.5~6g / JH 0.3~5g Line: PE 0.1~0.4

Price:

The blank is designed to have contradicting characteristics of sharpness and flexibility in order to successfully hookup the subtle "sucking" and "nibbling" bites. The rod will smoothly respond to your hooking followed by the fight. Anglers will be able to pick up those minute bites when the targets are feeding on micro baits by slowing drifting your lures in the current.



BlueCurrent Plug 610 Plug Quickness

The main concept for the 610 Plug "Quickness" is to shorten the response time from the bite of the fish until it is transmitted to the angler, allowing for a swift hook up. The blank itself is not too stiff, as the belly to the butt section has been designed with adequate repulsive force. The 610 Plug is ideal for situations where anglers wish to shave off a fraction of a second with their hook ups and need to stage action in the lure with the least amount of movement. With this highly responsive model, anglers will be able to utilize various shapes and size lures, while the sensitive and soft tip section smoothly bending in towards the repulsive belly section.

Lightly induce the bite, swiftly hook up, fight and bend the rod to expeditiously land the fish. This is a must have rod for those anglers who want to stand at the pinnacle of the micro-plugging game.

BlueCurrent Plug 73 Plug Seamless

The 73 Plug "Seamless" is a more versatile rod able to handle a wider range of lures compared to the 610 Plug. The main concept of this rod is to enable anglers to sense the slight change in currents through the sensitive blank, while bringing about a successful hook up in the toughest conditions where the fish are feeding on micro baits or lightly nibbling the lure. The flexible blank will successfully hook up your target when "dead-slow" retrieving your standard micro plugging lures such as sinking pencils and minnows. Furthermore, the soft tip and belly will effectively follow-in and hookup bites right beneath you feet. Although it is the standard model for the plugging game, it can also handle usage with jig-head rigs.



BlueCurrent 610 Plug Quickness TZ/NANO



BlueCurrent 610 Plug Quickness TZ/NANO



BlueCurrent Plug Model Rod Detail

BlueCurrent
610 Plug
Quickness

●Length: 2100mm(CL:1075mm) ●Weight:64g ●Guide: TORZITE titanium frame K Guide (Fuji) ●Section: 2pcs (Put over Ferrule) ●Reel seat: VSS16(Fuji) ●Suitable reel size D:LT1000~2000 / S:1000~C2000

BlueCurrent
73 Plug
Seamless

●Length: 2220mm(CL: 1135mm) ●Weight:67g ●Guide: TORZITE titanium frame K Guide (Fuji) ●Section: 2pcs (Put over Ferrule) ●Reel seat: VSS16(Fuji) ●Suitable reel size D:LT1000~2000 / S:1000~C2000



BlueCurrent TZ/NANO

62 TZ/NANO Jighead Special

67 TZ/NANO Jighead Special

71 TZ/NANO Jighead Special

72 TZ/NANO Jig Special

77 TZ/NANO Stream Special

83 TZ/NANO Flex

85 TZ/NANO All Range

93 TZ/NANO All Range



BlueCurrent TZ/NANO Movies



BlueCurrent TN Icons



BlueCurrent TZ/NANO

Light Game Model / 8 Lineup

BlueCurrent TZ/NANO series are flag ship models which are filled with our knowledge and techniques of designing blanks of light game. Carbon prepreg which NANOALLOW® technology have been applied is chosen and TORZITE ring guides which are light and less friction are loaded.

Once you fish with this series, you notice the lightness and sensitiveness, casting feel that you never get unwanted wobble and massive butt power hidden in butt section that will be increased when it is bent.

We present you various kind of rods with remarkable individuality as BlueCurrent TZ/NANO series as such as Jig Head-special which is perfect match for tiny jig head and small plug for horse mackerel or mebaru, Jig-special which is specialized for small metal jig, Stream-special to search target in current, Flex which is enable you to enjoy flexibility, and All-Range to do anything at anywhere.

BlueCurrent 62 TZ/NANO Jighead Special

Spec / Lure: JH~3g Line: NY • FC 1~3lb

Price:

BlueCurrent 62TZ Nano have gotten sharpness within blanks themselves and once fish is on, its bend nice and smoothly from tip to butt section. Thanks to NANOALLOY® technology from TORAY, you can keep fish under control at your own will and you cast lure with minimum motion so you do not have to worry about rough condition if you choose it. We have sharpened this 62TZ up to manipulate both jig head and plug delicately with high sensitivity.



BlueCurrent 67 TZ/NANO Jighead Special

Spec / Lure: JH~5g / Plug~3.5g Line: PE~0.4 / NY • FC 1~3lb

Price:

This is specialized model for jig head game which is employed high sensitivity, smoothness, and flexibility on blanks. Although it is nice and flexible, the sharpness and speed of blanks are progressed while reducing unwanted wobble of tip section. Taking full of advantage of NANOALLOY® technology, it has been achieved seamless bend curve and incredible repulsive force that let you enjoy not only big mackerel or rockfish but also even a small target.



BlueCurrent 71 TZ/NANO Jighead Special

Spec / Lure: JH 0.3~5g / Rig~7g / Plug 1.6~4.5g Line: PE~0.4 / NY • FC 1~4lb

Price:

71TZNano is most regular action in BlueCurrent Jig head special series. Although this is specialized model for jig head game, you can approach to target with slow retrieving of small plug or light rig. The sensitivity while you are retrieving is high enough to sense slightly changes of current and tiny vital information. Fish will take your lure without strangeness and blanks will bend smoother like seamless while on fighting.



BlueCurrent 72 TZ/NANO Jig Special

Spec / Lure: Jig 1.5~15g Line: PE 0.3~0.8

Price:

This is the special tuned model which enable anglers manipulate various weight of jigs from micro sized to 15g weight because of moderate strain of tip section. We have chosen NANOALLOY® technology from TORAY on butt section for extra muscle. Its innovative to a material from TORAY LTD to achieve a high performance of manipulation and sensitiveness. Although you might sense the strain of blanks, it will work as tenacity to land fish smoothly.



BlueCurrent 77 TZ/NANO Stream Special

Spec / Lure: Plug 2~9g/Rig 1.5~13g Line: PE 0.3~0.8

Price:

This rod which has been built with NANOALLOY® technology from TORAY is for special situation. It achieved high sensitivity and usability of various lures without loosing repulsive force of rod even in the rapid current. The potentials of this rod will be shown mostly at the field where the experts likes.



BlueCurrent 85 TZ/NANO All Range

Spec / Lure: 3~21g Line: PE 0.4~1

Price:

If you want to do everything in light game category, we think that BlueCurrent 85/TZ will make your dream come true. Every range of water will be covered with light line by BlueCurrent 85/TZ which have been gotten sensitiveness and toughness. You will never lose initiative even if you hook big one up accidentally. You will be able to aim Rock Fish, Black Sea Bream, Seabass (aim from top water to deep water), Horse Mackerel or even squid.



BlueCurrent 83 TZ/NANO Flex

Spec / Lure: JH 0.8~5g/Rig 1.8~10.5g/Plug 1.5~8g Line: PE 0.2~0.6

Price:

If you wish to deliver light weight of jig head farther than ever and manipulate it as you want, we are sure that 83TZNano will make you satisfy. Flexibility and sensitivity of blanks enable you to manipulate light weight of plug delicately even you have delivered it farther than you have expected and you can manipulate it as you are at close range. If it is rough condition at closer range of you, you can fight without anxious thanks to ability of reshaping itself speedy.



BlueCurrent 93 TZ/NANO All Range

Spec / Lure: 3~21g Line: PE 0.4~1

Price:

Actually, it is all depends on your imagination to pull out the infinite potential of this 93TZNano All-Range. We have extended length and enhanced power of 85TZNano All-Range to cover farther range and tougher target. Of course, you can use it for Horse Mackerel or rockfish, it works for black sea bream, seabass or even for squid. As we mentioned, potential of 93TZNano All-Range become unlimited depending on your skill and imagination.

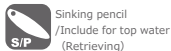


BlueCurrent TZ/NANO Rod Detail

BlueCurrent 62 TZ/NANO Jighead Special		Spinning Model
●Length: 1880mm(CL:965mm) ●Weight: 53g ●Guide: TORZITE titanium frame K Guide (Fuji) ●Section: 2pcs (Put over Ferrule) ●Reel seat: VSS16(Fuji) ●Suitable reel size D:LT1000~2000 / S:1000~C2000		
BlueCurrent 67 TZ/NANO Jighead Special		Spinning Model
●Length: 2020mm(CL:1035mm) ●Weight: 61g ●Guide: TORZITE titanium frame K Guide (Fuji) ●Section: 2pcs (Put over Ferrule) ●Reel seat: VSS16(Fuji) ●Suitable reel size D:LT1000~2000 / S:1000~C2000		
BlueCurrent 71 TZ/NANO Jighead Special		Spinning Model
●Length: 2175mm(CL:1115mm) ●Weight: 63g ●Guide: TORZITE titanium frame K Guide (Fuji) ●Section: 2pcs (Put over Ferrule) ●Reel seat: VSS16(Fuji) ●Suitable reel size D:LT1000~2000 / S:1000~C2000		
BlueCurrent 72 TZ/NANO Jig Special		Spinning Model
●Length: 2185mm(CL:1125mm) ●Weight: 70g ●Guide: TORZITE titanium frame K Guide (Fuji) ●Section: 2pcs (Put over Ferrule) ●Reel seat: VSS16(Fuji) ●Suitable reel size D:LT2000~2500C / S:2000~C2500		
BlueCurrent 77 TZ/NANO Stream Special		Spinning Model
●Length: 2310mm(CL:1190mm) ●Weight: 74g ●Guide: TORZITE titanium frame K Guide (Fuji) ●Section: 2pcs (Put over Ferrule) ●Reel seat: VSS16(Fuji) ●Suitable reel size D: LT2000~2500C / S: 2000~C2500		
BlueCurrent 83 TZ/NANO Flex		Spinning Model
●Length: 2520mm(CL:1290mm) ●Weight: 73g ●Guide: TORZITE titanium frame K Guide (Fuji) ●Section: 2pcs (Put over Ferrule) ●Reel seat: VSS16(Fuji) ●Suitable reel size LT2000~2500C / S: 2000~C2500		
BlueCurrent 85 TZ/NANO All Range		Spinning Model
●Length: 2570mm(CL:1315mm) ●Weight: 80g ●Guide: TORZITE titanium frame K Guide (Fuji) ●Section: 2pcs (Put over Ferrule) ●Reel seat: VSS16(Fuji) ●Suitable reel size D: LT2000~2500 / S: 2000~2500		
BlueCurrent 93 TZ/NANO All Range		Spinning Model
●Length: 2825mm(CL:1440mm) ●Weight: 90g ●Guide: TORZITE titanium frame K Guide (Fuji) ●Section: 2pcs (Put over Ferrule) ●Reel seat: VSS16(Fuji) ●Suitable reel size D: LT2500C~2500 / S: 2500~C3000		



BlueCurrent III
Icons



BlueCurrent III

53
510
63
69
74
76
Stream
711
82

53/B
Overhead reel Model

69/B
Overhead reel Model

82/B
Overhead reel Model



BlueCurrent III Movies

BlueCurrent III
Strive for a New Era

Light Game Category / 11 Lineup

For the BlueCurrent III, we aimed to expanded the release point for easier casting, created a seamless bending curve to prevent any hook-offs and improve the response time as if the rod was part of the anglers body.

The BlueCurrent series has represented Yamaga Blanks light game qualities for many years. This "III" does not simply mean the models have change three times, but have inherited the DNA of previous models and has evolved into the 3rd generation. The design, material and concepts have all been renewed to meet the needs of the ever changing light game scene in addition to being one of the most cost effective rods on the market.

The lineup comprises of 8 spinning and 3 bait-casting models. User-friendly being the biggest attribute of the series, the rods are a work of art. We hope you can experience the spirit of Yamaga Blanks first handedly.



BlueCurrent III Spinning Reel Model

BlueCurrent III 53

Spec / Lure: Max 4.5g (JH 0.1~4.5g)
Line: PE 0.06~0.3/NY • FC 1~3lb

Price:

53 have been designed in 2 pcs to be carried anywhere you want. Once you fished with it, you will be surprised that ability to get the picture of details and situation inside of the water. Even when you fish with jig head under 1g, you can sense the slightly changes of current and give the action as you wished. Which means that you will always know what you are doing and what is happening under the water.



BlueCurrent III 510

Spec / Lure: Max 4.5g (JH 0.3~4.5g)
Line: PE 0.06~0.3/NY • FC 1~3lb

Price:

This is tuned to be used for jig head game around 0.5g~1.5g with comfortable feeling. Especially even when you fish with jig head around 1g in strong wind, you will not lose performance of casting and manipulating. If you could take advantage of that sharpness and moderate stiffness, you can twitch and jerk aggressively to catch selective one even in day game.

BlueCurrent III 63

Spec / Lure: Max 5g (JH 0.3~5g/Plug 1.6~3.5g)
Line: PE 0.06~0.3/NY • FC 1~3lb

Price:

This is short stick which enable you to fish with jig head around 0.5g~3g while getting enough distance to reach the spot that fish might be there. The sharpness of blanks enables you to make jig head move as you wished and you will be able to strike instantaneously as soon as you sensed bite of target. The flexibility and sensitivity of blanks transmits slightly changes of current, vital information and a sense of existence of jig head.



BlueCurrent III 74

Spec / Lure: Max 10g (JH 0.3~7g/Rig 1~10g/Plug 1.6~7.8g)
Line: PE 0.1~0.5/NY • FC 1~5lb

Price:

If you wish to fish with various kind of method in various situation with one rod, this 74 will be the one for sure. 74 can handle all of method for light game fishing such as jig head, sinker, metal jig, and plug at your will. High sensitivity will not be lost even if you search target deeper than 10m. You will definitely be able to feel what is "BlueCurrent III" like once you fish with this 74.



BlueCurrent III 711

Spec / Lure: Max 11g (JH 0.5~7g/Rig 2~11g)
Line: PE 0.2~0.6

Price:

Even if you cast small jig head a long distance, you will not lose your sense to feel movement of jig head with this 711. Also, 711 which is categorized in long length model though, transmits information of underwater world and vital information constantly even in rapid water or deep area. Flexible and sensitive tip section will let target bite your jig head without strangeness and powerful butt section will lead you assured landing.



BlueCurrent III 69/B

Spec / Lure: Max 7g (JH 0.8~7g/Plug 1.6~5g/Rig 1~7g)
Line: PE 0.3~0.6/NY • FC 3~6lb

Price:

This is the standard model of overhead series that let you cast and manipulate jig head and plug as exactly as you wished. Tip section which have been loaded flexibility and sensitivity will transmits vital information clearly and belly section that have moderate stiffness make light wind action comfortably. Especially when you fish with plug, the potential of 69 overhead model will be pulled out. You will notice that you can give the action to plug as exactly as you have planned.



BlueCurrent III 69

Spec / Lure: Max 7g (JH 0.3~7g/Plug 1.6~5g)
Line: PE 0.08~0.4/NY • FC 1~4lb

Price:

We have designed tip and belly section of this 69 very carefully to manipulate jig head and plug exactly as you wished. Tip and belly section have been applied moderate stiffness for achieving high sensitivity to transmits small vital information and slightly changes of current and sharpness to twitch and jerk jig head aggressively. Also, if you really wish to fish with plug, we recommend you to take this 69. Of course, you can take 69 for light game off the boat as well.



BlueCurrent III 76 Stream

Spec / Lure: Max 12g (Plug 1.6~12g)
Line: PE 0.3~0.8

Price:

This 76 Stream have been designed for various kind and size of plugs as such as small one for mackerel and medium size for seabass or black sea bream. Moderate stiffness and comfortable recovery speed which is applied on tip and belly section let you manipulate top water plug, minnow or sinking pencil at your will for sure. If you are going to aim target hidden in current with plug, we recommend you to take this specialized rod for plugging game.



BlueCurrent III 82

Spec / Lure: Max 20g
(JH 2~20g/Float 3.3~20g/Jig 2~20g/Rig 2~20g/Plug 2~15g)
Line: PE 0.3~0.8

Price:

This 82 have been tuned as sharper to get more distance than previous model. Although butt section has been enhanced, whole blanks bend smoothly and recover powerfully. On the other hand, sensitiveness and flexibility of tip section have been sharpened to transmits information that angler needs. You can handle not only plugs around 7~9cm to aim seabass or black sea bream but also of course use jig head up to 20g with swimming action to aim rockfish.



BlueCurrent III Overhead Reel Model

BlueCurrent III 53/B

Spec / Lure: Max 4.5g (JH 0.5~4.5g)
Line: PE 0.3~0.5/NY • FC 3~5lb

Price:

This is 2 pcs overhead model to aim selective and spooky target at close range. Even if you have to use jig head under 1g, you can feel the weight of it when you cast and manipulate and also you can get enough distance to reach targets comfortably. As taking advantage of overhead tackle, you can keep tension of line while letting jig head fall into the range where the target must be there.



BlueCurrent III 82/B

Spec / Lure: Max 20g
(JH 2~20g/Float 3.3~20g/Jig 2~20g/Rig 2~20g/Plug 2~15g)
Line: PE 0.4~0.8/NY • FC 4~10lb

Price:

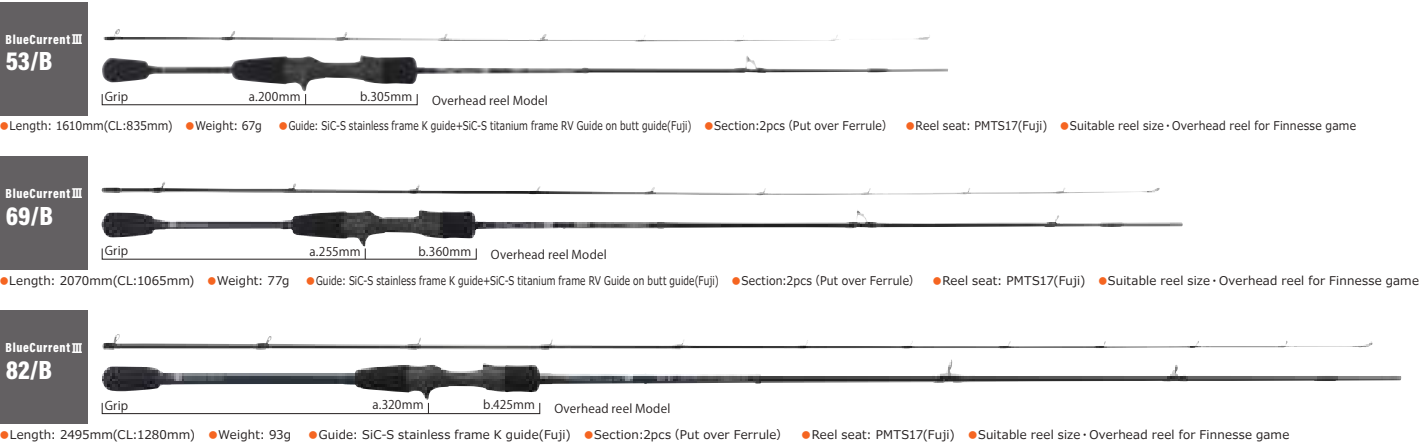
Although this is over 8ft long, you can handle like it is 7.6ft long thanks to sharpness and lightness of blanks themselves. Tip section which have flexibility to manipulate lure delicately link to butt section which is strong enough to stop the powerful run of large target. This deserved to be called all mighty overhead rod to cover various situations and target such as surface game for seabass or black sea bream, rock fish game and mackerel of course.



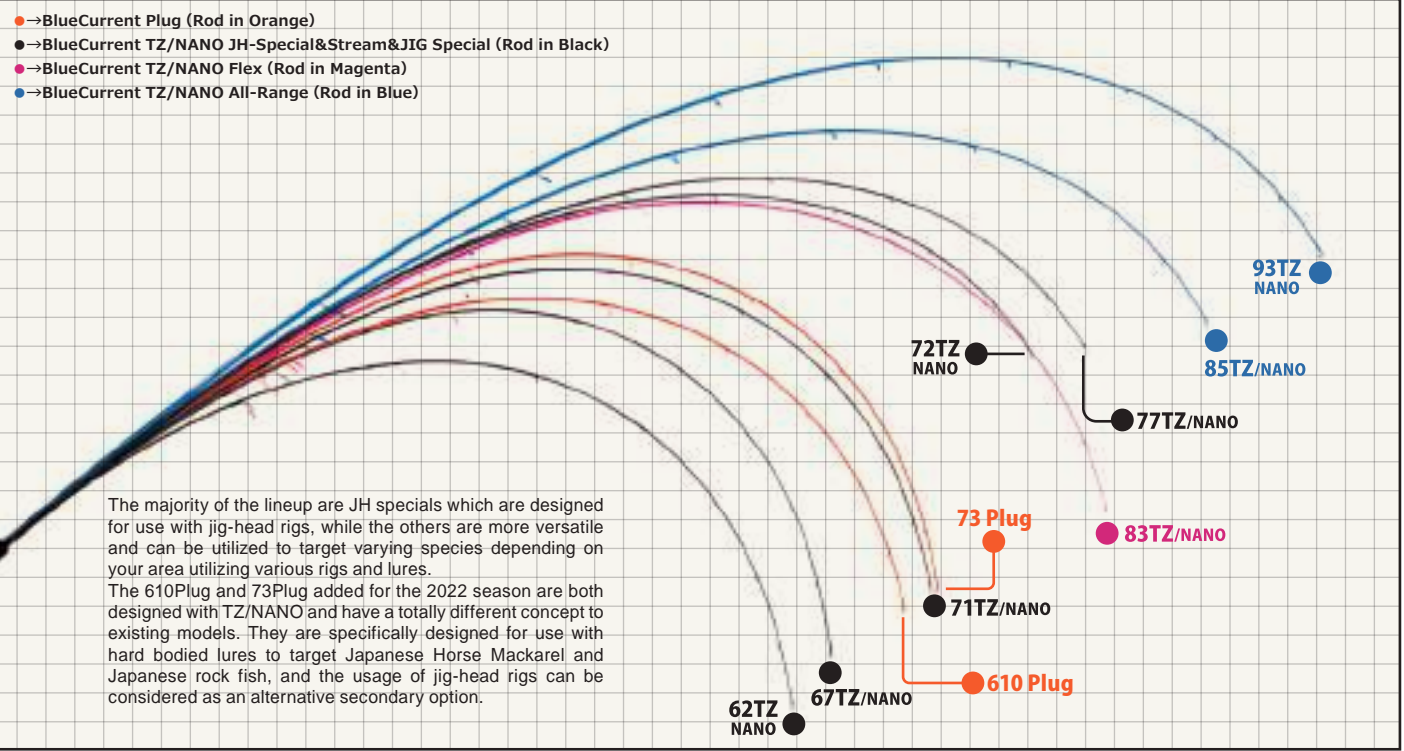
BlueCurrent III Rod Detail



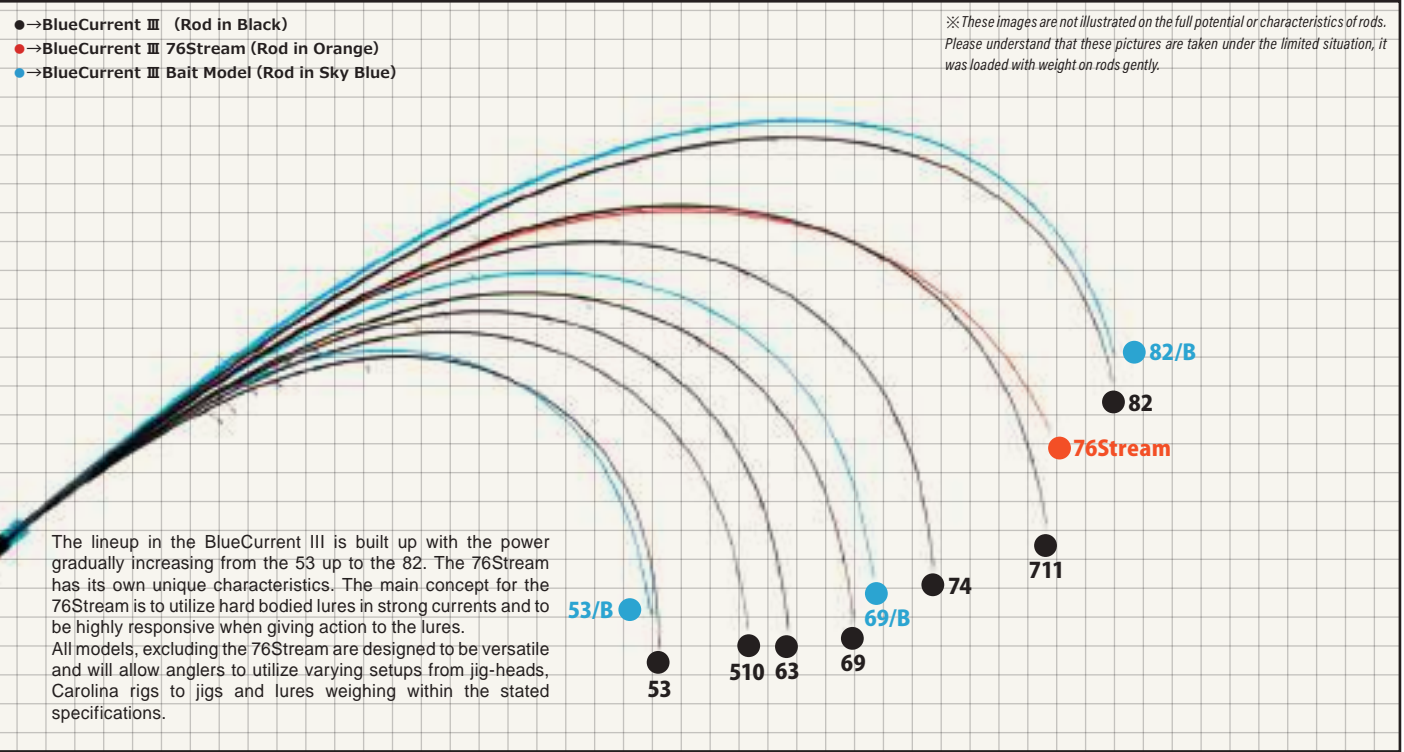
BlueCurrent III Overhead reel Model Detail



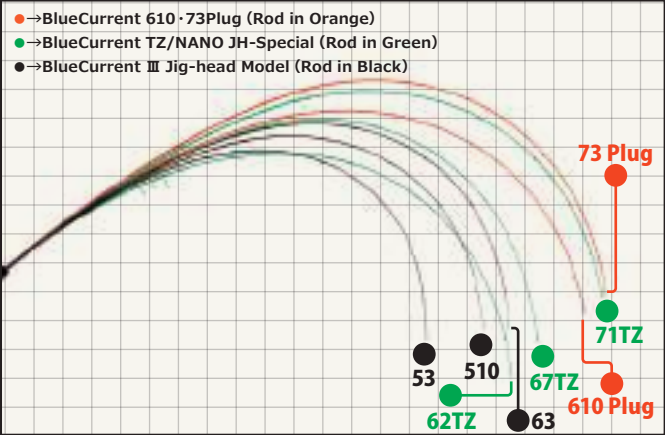
BlueCurrent TZ/NANO / Load 250g



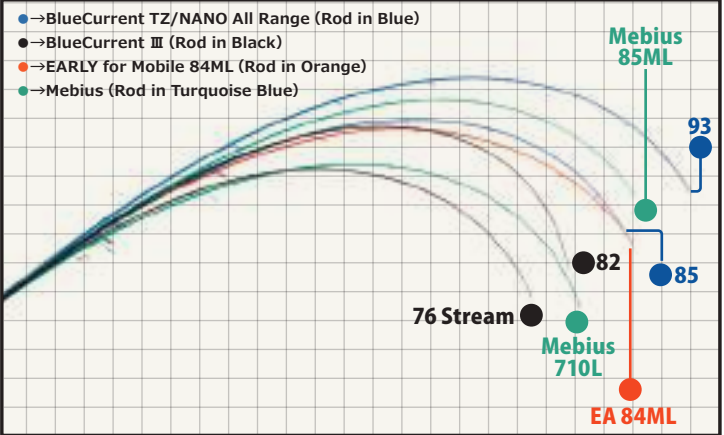
BlueCurrent III / Load 250g



BlueCurrent Jig-head Model / Load 250g



BlueCurrent Almighty Model / Load 250g



There are no power inscriptions for the BlueCurrent modes as they are all designed to be able to handle unexpected large species as a by-catch and we would like to entrust the choice to the angler.

However, each models have their specific style and we have picked out a few models which are suited depending on style and target species. This does not necessarily mean that you cannot target other species or utilize different styles, but to give you an ideal when choosing a model.

- BlueCurrent 62 TZ/NANO JH SP
- BlueCurrent 67 TZ/NANO JH SP
 - BlueCurrent III 53
 - BlueCurrent III 510
 - BlueCurrent III 63
 - BlueCurrent III 69
 - BlueCurrent III 53/B

- BlueCurrent Plug 610 Quickness
- BlueCurrent Plug 73 Seamless
- BlueCurrent 71 TZ/NANO JH SP
- BlueCurrent III 69
- BlueCurrent III 74
- BlueCurrent III 53/B
- BlueCurrent III 69/B

- BlueCurrent 67 TZ/NANO JH SP
- BlueCurrent 71 TZ/NANO JH SP
 - BlueCurrent III 63
 - BlueCurrent III 69
 - BlueCurrent III 74
 - BlueCurrent III 53/B
 - BlueCurrent III 69/B

- BlueCurrent 83 TZ/NANO Flex
- BlueCurrent 85 TZ/NANO All Range
- BlueCurrent 93 TZ/NANO All Range
 - BlueCurrent III 74
 - BlueCurrent III 711
 - BlueCurrent III 82
 - BlueCurrent III 82/B

- BlueCurrent Plug 610 Quickness
- BlueCurrent Plug 73 Seamless
- BlueCurrent 62 TZ/NANO JH SP
- BlueCurrent 67 TZ/NANO JH SP
- BlueCurrent 71 TZ/NANO JH SP
 - BlueCurrent III 510
 - BlueCurrent III 63
 - BlueCurrent III 74

Medium Class

- BlueCurrent 85 TZ/NANO All Range
- BlueCurrent 93 TZ/NANO All Range
- BlueCurrent III 82

- BlueCurrent 83 TZ/NANO Flex
- BlueCurrent 85 TZ/NANO All Range
- BlueCurrent 93 TZ/NANO All Range
 - BlueCurrent III 711
 - BlueCurrent III 82
 - BlueCurrent III 82/B

- BlueCurrent 83 TZ/NANO Flex
- BlueCurrent 85 TZ/NANO All Range
- BlueCurrent 93 TZ/NANO All Range
- BlueCurrent III 82
- BlueCurrent III 82/B

- BlueCurrent 72 TZ/NANO Jig SP
- BlueCurrent 85 TZ/NANO All Range
- BlueCurrent 93 TZ/NANO All Range
- BlueCurrent III 82
- BlueCurrent III 82/B

Medium Light-Medium Class

- BlueCurrent 72 TZ/NANO Jig SP
- BlueCurrent 77 TZ/NANO Stream SP
- BlueCurrent 85 TZ/NANO All Range
- BlueCurrent III 76 Stream
- BlueCurrent III 71

- BlueCurrent 77 TZ/NANO Stream SP
- BlueCurrent 72 TZ/NANO Jig SP
- BlueCurrent 85 TZ/NANO All Range
- BlueCurrent III 76 Stream

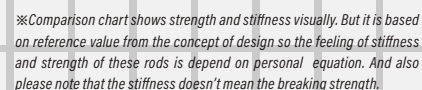
- BlueCurrent 71 TZ/NANO JH SP
- BlueCurrent 83 TZ/NANO Flex
 - BlueCurrent III 74
 - BlueCurrent III 711
 - BlueCurrent III 69/B

- BlueCurrent 85 TZ/NANO All Range
- BlueCurrent 93 TZ/NANO All Range
 - BlueCurrent III 82
 - BlueCurrent III 82/B

- BlueCurrent III 53
- BlueCurrent III 53/B
- BlueCurrent III 69/B

Main Stream & Lake

- BlueCurrent 85 TZ/NANO All Range
 - BlueCurrent III 82
 - BlueCurrent III 82/B



EARLY 99ML for Surf





EARLY for Surf

99ML
103M
109MMH
105MH
105MMH/B



- EARLY for Surf Icons
- FLAT Flatfish

SEABASS Seabass

SAKURA Sea Trout

BLUE Blue-runner

HIRA Black-fin Seabass

JIG Metal jig

SINKING PENCIL Sinking Pencil (H notation is heavy)

MINNOW & VIB Minnow & Vibration

JIG-M Jig-minnow

JIG-HEAD Jig-head

EARLY for Surf

Surf Casting Model / 5 Lineup

The EARLY for Surf are long distance casting models developed to meet the needs of surfcasting. With the concept focusing on long distance casting, the light weight blank and light casting feel will allow anglers to maintain their concentration throughout the day. With great casting ability and highly sensitive characteristics, the EARLY for Surf models are not only ideal for the flat fish game targeting Flounders and Flatheads with minnows, metal jigs and soft plastics, but also great to target seabass and Blackfin Seabass off the rocks, small blue-runners, monstrous Jew fish and the northern sea Trout.

Although these are designed mainly for the surf game, its versatility will enable anglers to utilize these models for various games requiring long distance casting. The blanks have been built up with a sharp casting feel, the power to stop the thrashing fish and highly sensitive to meet the needs of the ever-changing surf casting game. We hope you can experience our creation in the vast field.



EARLY 99ML for Surf

Spec / Lure: 7~35g Line: PE 0.8~1.5

Price:

The blank is equipped with the castability rivaling a10ft class rod and capable of transmitting vital information about the currents and bottom structures through the sensitive blank. In addition to the jig-head rigged up with soft plastics and small 9cm class minnows and sinking pencils, anglers will also be able to utilize a more finesse approach with light weigh (12g) vibrations for high pressure situations. You can cast long distances to search the vast surf or cast with pinpoint accuracy to the breaks. Either way, anglers will be able to cast all day long with this light weight and well-balanced rod.



EARLY 103M for Surf

Spec / Lure: 8~42g Line: PE 0.8~1.5

Price:

If you wish to cast and manipulate various kind of lures as such as minnow 9cm class, sinking pencil minnow 40g, jig minnow or jig head, this EARLY 103M is going to be enable you to fish comfortably thanks to that excellent casting feel. As long as you have loaded power on blanks even small amount, you can get enough distance without losing energy and concentrations. This 103M can be handled by any level and type of anglers for sure.



EARLY 109MMH for Surf

Spec / Lure: 8~50g Line: PE 1~2

Price:

109MMH have been loaded specialized ability to deliver plugs much farther than you can imagine even if its small or big plugs. Flexible and sensitive tip section will be enable you to not only cast light lure easily but also sense slightly changes of current or situations of bottom sea even in night time. You can handle plug around 45g without any stress as same as 105MH, so please take this 109MMH to aim seabass or black fin seabass from rocky or sandy beach.



EARLY 99ML for Surf

EARLY 105MH for Surf

Spec / Lure: 10~50g Line: PE 1~2

Price:

This 105MH have most powerful blanks of new 10ft series to deliver 50g of lure farther than ever you have reached. Especially the butt section of 105MH have been loaded huge power to launch heavy lure farther than your expectations and also to keep big target under control without losing initiative. High versatility employed to blanks for target as such as seabass, black fin seabass, or blue runner from rocky and sandy beach, rocks or piers.



EARLY 105MMH/B for Surf

Spec / Lure: 15~50g Line: PE 1.5~2.5

Price:

With long distance casting being absolute essential for the surf game, the 105MMH Overhead reel model was developed to shoot out lures in the vast surf without any stress and maximize the ability of the high performance bait casting reels out on the market today. You will be able to feel for the change in flow, current and underwater landscape through the "direct" sensitivity blank otherwise unable in spinning models. Furthermore, anglers can go out targeting monstrous Jew fish and blue-runners in the surf with the advantages of the bait tackle of increased line capacity and ability to utilize a thicker line and not losing any casting distance.



EARLY for Surf Rod Detail

<div>EARLY 99ML for Surf</div>	<div><div><div><div><div></div><div></div></div><div><div></div><div></div></div></div><div><div></div><div></div></div><div><div></div><div></div></div></div><div><div><div><div></div><div></div></div><div><div></div><div></div></div></div><div><div></div><div></div></div><div><div></div><div></div></div></div></div> <div><div>Grip</div><div>a.435mm b.515mm</div><div>Spinning Model</div></div> <div><div>● Length: 2980mm(CL:1525mm)</div><div>● Weight: 155g</div><div>● Guide: SiC-S stainless frame K guide (Fuji)</div><div>● Section:2pcs (Put over Ferrule)</div><div>● Reel seat: VSS16(Fuji)</div><div>● Suitable reel size D:LT4000C~5000C / S:4000~5000</div></div>
<div>EARLY 103M for Surf</div>	<div><div><div><div><div></div><div></div></div><div><div></div><div></div></div></div><div><div></div><div></div></div><div><div></div><div></div></div></div><div><div><div><div></div><div></div></div><div><div></div><div></div></div></div><div><div></div><div></div></div><div><div></div><div></div></div></div></div> <div><div>Grip</div><div>a.420mm b.525mm</div><div>Spinning Model</div></div> <div><div>● Length: 3150mm(CL:1610mm)</div><div>● Weight: 174g</div><div>● Guide: SiC-S stainless frame K guide (Fuji)</div><div>● Section:2pcs (Put over Ferrule)</div><div>● Reel seat: DPS18(Fuji)</div><div>● Suitable reel size D:LT4000C~5000C / S:4000~C5000</div></div>
<div>EARLY 109MMH for Surf</div>	<div><div><div><div><div></div><div></div></div><div><div></div><div></div></div></div><div><div></div><div></div></div><div><div></div><div></div></div></div><div><div><div><div></div><div></div></div><div><div></div><div></div></div></div><div><div></div><div></div></div><div><div></div><div></div></div></div></div> <div><div>Grip</div><div>a.430mm b.535mm</div><div>Spinning Model</div></div> <div><div>● Length: 3295mm(CL:1690mm)</div><div>● Weight: 195g</div><div>● Guide: SiC-S stainless frame K guide (Fuji)</div><div>● Section:2pcs (Put over Ferrule)</div><div>● Reel seat: DPS18(Fuji)</div><div>● Suitable reel size D:LT4000C~5000C / S:4000~C5000</div></div>
<div>EARLY 105MH for Surf</div>	<div><div><div><div><div></div><div></div></div><div><div></div><div></div></div></div><div><div></div><div></div></div><div><div></div><div></div></div></div><div><div><div><div></div><div></div></div><div><div></div><div></div></div></div><div><div></div><div></div></div><div><div></div><div></div></div></div></div> <div><div>Grip</div><div>a.435mm b.540mm</div><div>Spinning Model</div></div> <div><div>● Length: 3180mm(CL:1630mm)</div><div>● Weight: 195g</div><div>● Guide: SiC-S stainless frame K guide (Fuji)</div><div>● Section:2pcs (Put over Ferrule)</div><div>● Reel seat: DPS18(Fuji)</div><div>● Suitable reel size D:LT4000C~5000C / S:4000~C5000</div></div>
<div>EARLY 105MMH/B for Surf</div>	<div><div><div><div><div></div><div></div></div><div><div></div><div></div></div></div><div><div></div><div></div></div><div><div></div><div></div></div></div><div><div><div><div></div><div></div></div><div><div></div><div></div></div></div><div><div></div><div></div></div><div><div></div><div></div></div></div></div> <div><div>Grip</div><div>a.445mm b.570mm</div><div>Overhead reel Model</div></div> <div><div>● Length: 3175mm(CL:1625mm)</div><div>● Weight: 189g</div><div>● Guide: SiC-S stainless frame K guide (Fuji)</div><div>● Section:2pcs (Put over Ferrule)</div><div>● Reel seat: ACS17(Fuji)</div></div>



EARLY for Rock

86MH
104H
93MH/B

for Seabass

93M
97MMH



EARLY Movies

EARLY for Rock / for Seabass Icons



EARLY for Rock

Rock Fish Model / 3 Lineup

In the pursuit to develop the Early for Rock, we asked ourselves “What is the rock-fish game?”. The blanks not only have strength and lightness but also have a highly efficient ability to restore its original form. In other words, the bent blank will flex back to its straight form, peeling the fish off the bottom and other structures efficiently. The stiff yet delicate tips are highly sensitive to any changes in sea conditions while being versatile, enabling anglers to utilize various types of rigs and style of fishing. The rock fish game is changing and evolving every day and the various different species of rock fish inhabiting different parts of Japan and the seas around the world all have unique characteristics. You cannot simply expect to catch these rock fish flat from the bottom. There are various tackle settings, different methods and rigs anglers endlessly try. This is probably the reason why so many anglers are captivated by these species. We are proud to present the 3 models with outstanding casting abilities, lure controllability and power to match you target rock fish.



EARLY 86MH for Rock

Spec / Lure: 7~40g Line: PE 1~2

Price:

The blank for this model is exceptionally well balanced for both casting and maneuvering while also possessing tremendous sensitivity. Anglers will not only be able to utilize swimming actions of jig-head rigs but also utilize Texas rigs and feel for bottom structures and material. The adequately stiff belly section will transmit your bite and rip the fish off the bottom and structures right away. This sharp blank is also suitable for use in the “wind game” targeting hair-tails and “jerking methods” productive for seabass.



EARLY 104H for Rock

Spec / Lure: 15~60g Line: PE 1~3

Price:

This long length high powered model was designed for casting distance and sensitivity. The “soft” aspect of the blank can be attributed to the line settings (PE#1), while the “hard” can be felt in its ability to take the load of heavy weight rigs and max drag settings. Anglers will be able to reach those grounds where others have yet to reach. You will be able to utilize various rigs ranging from soft plastics, swim baits, metal jigs and even minnows above 14cm to go head to head with monstrous rock fish and other blue-runners that you may randomly encounter.



EARLY 93MH/B for Rock

Spec / Lure: 10~50g PE 1.2~2.5 / FC 12~20lb

Price:

The 93MH/B has a sensitive yet flexible tip ~ belly section for anglers to hover or roll their Texas-rigs near the bottom or for a more pinpoint approach with the “bottom shaking” technique. It enables anglers for a more careful approach on the bottom to induce and capitalize on a bite from those inactive fish. Once hooked, the winding power of the overhead reel and the powerful butt section will assist you to lift the fish away from the structures. You could also utilize this all-rounder model for the seabass game and other types of fishing which require the use of swimming type lures to efficiently search a vast area.



EARLY 93MH/B for Rock



EARLY 104H for Rock

EARLY for Seabass

Seabass Model / 2 Lineup

What we seek in a seabass rod at Yamaga Blanks is “standard characteristics” for anyone to easily use. Our designs focus on tolerant release point for everyone to be able to cast long distances with the least amount of effort while retaining the lightness for all day long casting and sensitivity to capitalize on the smallest bites. Once hooked, the blanks will bend in nicely to reduce any hook-offs generally caused by blanks that are too stiff. The EARLY for Seabass models are value for money considering the quality of the rods. The length and settings of the models are designed for long distance casting which are suited for wading in the shallow waters, fishing off rocks, boulders, piers and break water.

EARLY 93M for Seabass

Spec / Lure: 7~35g Line: PE 0.8~1.5

Price:

The all-rounder model is a valuable asset for situations which require you to cast long distances in rivers and piers. It is especially responsive to metal type vibration lures which have are highly resistant. The light feel when reeling in your lure will enable you to focus on your fishing while reducing the load on your wrist. Once the fish is hooked, the blank will bend in nicely and will allow you to handle and efficiently surface your catch.



EARLY 97MMH for Seabass


Spec / Lure: 8~42g Line: PE 1~2

Price:

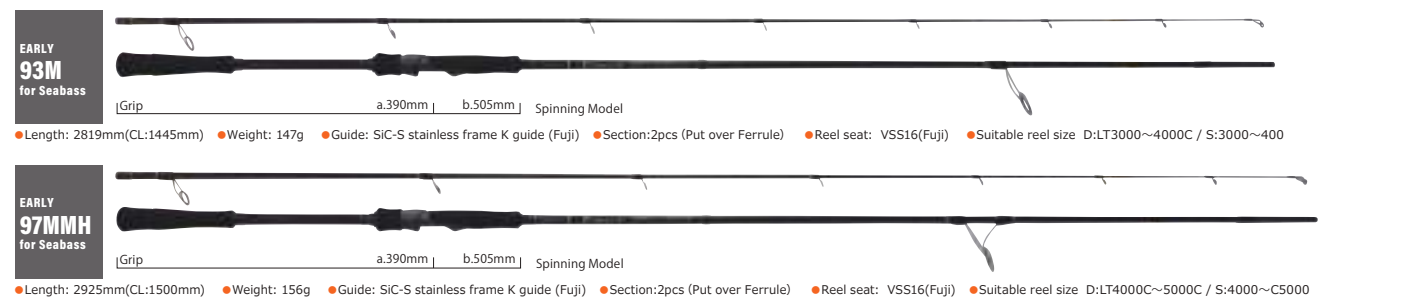
You will be able to trace your lures in the strong thick currents of large scale rivers and straits as well as hardcore locations off rocks and boulders. It possesses a sensitive tip able to transmit the smallest of details in the current and utilize minnows and sinking pencils as small as 9cm. Having said that, anglers will still be able to cast big bait lures up to 15cm for situations where your targets are feeding on larger baits and stop the thrashing of lunker size pre spawning seabass with the strong butt power.



EARLY for Rock Rod Detail



EARLY for Seabass Rod Detail





EARLY for Boat

68M
610MH/B

for Mobile

84ML /4pcs
76MMH /3pcs
96MMH /4pcs



EARLY Movies

EARLY for Boat / for Mobile Icons



EARLY for Boat

Boat Casting Model / 2 Lineup

The EARLY for Boat was developed to enjoy the light casting game off-shore targeting bream, seabass, small Blue-runners, flat-fish and even rock fish. The sharp regular tapered rod is extremely responsive and has a sharp casting feel with the developmental concept of “every fish tells a story”. It is a versatile rod able to handle the ever changing sea conditions by allowing anglers to pinpoint cast to structures, drop into holes and cast in the open sea. Anglers will be able to utilize a wide variety of lures vital for the off-shore game and accurately cast and trace the course you desire. You can say that this EARLY for Boat was created as an offensive technical model for anglers to feel satisfied when hooking a fish according to plan.



NEW EARLY 68M for Boat

Spec / Lure: 7~32g Line: PE 0.8~1.5

Price:

This is an all-rounder model ideal for light boat casting game targeting Bream, Seabass and Spanish-Mackerels and other small blue-runners. With the sharp regular tapered blank settings, anglers will be able to cast to pinpoint accurate holes and structures while still being able to cast long distances in the open area. The rod responds well to various lures including minnow, shads, sinking pencils and dog walking of topwater lures. Once your target is hooked, the rods seamless bend is like a one-piece rod, reducing any chances of a hook off while being able to easily surface the fish.



EARLY Movies



NEW EARLY 610MH/B for Boat

Spec / Lure: 10~50g Line: PE 1.2~2.5

Price:

The rod is ideal to target rock-fish from boats. With the stiffness and sensitivity, anglers will be able to feel for bottom structures to effectively maneuver your rigs and induce the bite. The rod possesses high resilience and will efficiently rip the fish off the bottom structures to eliminate any bust offs. It is also a versatile rod able to handle various rigs including metal type jigs, vibration lures, deep-diving minnows, 40~50g joint type lures and even subsurface 150mm class minnows for seabass.



EARLY Movies



EARLY for Mobile

Multi Piece Mobile / 3 Lineup

The EARLY for Mobile models are multi piece mobile pack rods which are able to separate into 3~4 pieces. These rods were developed to feel like a 2-piece rod as we refused to sacrifice the rods performance in exchange for mobility. The rods superior performances will not only assist the anglers fishing but the mobility has also added a new meaning to “versatility”. When in your fishing grounds, we are limited in what we can use. The 3 models in the EARLY for Mobile series are built up with concepts that other EARLY series do not have. The compact rod can easily be carried around stress free on bikes, bicycles and other public transports which you may use to access your fishing grounds in large cities. Furthermore, if you are a frequent flier, you can tuck away your rod in your suitcase on your business trips overseas. Once in use, you will notice the outstanding casting feel, controllability and the seamless bending curve of the blank rarely seen in multi-piece rods. The lineup of multi piece rods with exceptional performance will surely open up new fishing grounds for anglers around the world.



NEW EARLY 76MMH/3pcs for Mobile

Spec / Lure: 8~55g Line: PE 1~2

Price:

The rod is able to be loaded with heavy lures and can go head-to-head against the unexpected big one. This rod will be your next best friend on your domestic or international trips, land-based or even off-shore. You can enjoy going after seabass in the open water, light casting for Blue-runners or even cast around reef edges in more tropical countries. We are confident that anglers with sights on large predators around the world will enjoy using this versatile rod with a sensitive tip yet powerful butt section.



EARLY Movies



NEW EARLY 96MMH/4pcs for Mobile

Spec / Lure: 10~60g Line: PE 1~2

Price:



The blank is designed with a sharp feeling and the controllability is outstanding. You will be able to utilize large 14cm + minnows, heavy vibration type lures and blade type lures to search a vast area. You can also target small Blue-runners and flat fish in the surf by utilizing light jigs and soft plastics. We focused on its castability, seamless bending curve and outstanding power during the developmental stages for those traveling anglers who have a vast array of targets around the world.






EARLY Movies



EARLY for Boat Rod Detail



EARLY for Mobile Rod Detail





Ballistick

86M TZ/NANO
94M TZ/NANO
96MMH TZ/NANO
102MH TZ/NANO

Overhead Reel Model

93M NANO
103MH NANO

HIRA

HIRA107MH
TZ/NANO
HIRA 11MH
TZ/NANO



Ballistick Movies

TORZITE Fuji
NANOALLOY

Ballistick Icons



Ballistick

Seabass and more / 8 Lineup

Ballistick series are flag ship model of shore casting series. 4 models for spinning as basic seires, 2 models for overhead reel, and 2 models for black fin seabass are lined up. All of these 8 models have been applied NANOALLOY technology to provide you sharpness on casting and toughness on fighting. Basic models of spinning series will cover river game to surf game.

Blanks which have high sensitivity that transmit vital information clearly and high repulsive force which let you keep large fish under control. HIRA model has moderate stiffness to provide you sharpness cast feel and high sensitivity to keep initiative even you fish in rough conditions. Butt section have enough power to aim blue runner as such as yellow tail up to 5kg without losing control. 3 kind of over head models are lined up to cover various situations such as upper to mid part of rivers, river mouth, rocky shore and sandy beach. Blanks of over head models have been designed specially to supply you excellent casting feel.

Ballistick Spinnig Model

Ballistick 86M TZ/NANO

Spec / Lure: 6~32g Line: PE 0.8~1.5

Price:

This is the medium class rod which have been loaded versatility to use lure from minnow sized 9~14cm to heavy vibration without any stress when you are wading.If you do not want to lose initiative when you have hooked huge seabass up while you are wading in the river, it will work for you because of powerful butt section with NANOALLOY* technology.



Ballistick 94M TZ/NANO

Spec / Lure: 6~35g Line: PE 0.8~1.5

Price:

This is the multi-purpose seabass rod to cover various situation with minnow, sinking pencil or vibration lures. You will be able to sense changes of current or tiny contact of seabass thanks to sharpness and sensitiveness of blanks itself. Of course it have been gotten enough power to land fish at your will. You don't have to be afraid to aim huge seabass at field there is lots of structures under water thanks to potential of power that is hidden inside of blanks. We believe that 94M have been well balanced to be called "basic one" because of sensitiveness, handleability and toughness of blanks.



Ballistick 96MMH TZ/NANO

Spec / Lure: 8~38g Line: PE 1~2

Price:

If you wish to cast heavy lure as such as minnow size around 14cm, metal jig, sinking pencil or heavy vibration further, we recommend you to choose 96MMH.We promise that you will be able to cast heavy lure a great distance on surf or rocks even in headwind. 96MMH will help you to maintain your concentration because you will hardly get tired thanks to lightness and handleability of it.



Ballistick 102MH TZ/NANO

Spec / Lure: 8~42g Line: PE 1~2

Price:

When you aim huge seabass on surf or rocks, 102MH will be your reliable partner for sure. It is powerful enough to aim huge Seabass over meter or even Black-Fin Seabass and small sized Blue-Runner on rocks. We recommend you to take 102MH if you are going to aim large flatfish on surf thanks to potential of power, sharpness, and ability of casting.



Ballistick Overhead reel Model

Ballistick 93M NANO / Overhead reel Model

Spec / Lure: 8~42g Line: PE 1~2

Price:

This is the long distance shooter which will cover seabass game with plugs at river mouth or port and also light jigging game from surf. Blanks of 93M have been designed to let anglers manipulate and cast many kind of lures such as vibration, sinking pencil, metal jig, and large sized minnow without any stress.



Ballistick HIRA / Black fin seabass Model

Ballistick HIRA 107MH TZ/NANO

Spec / Lure: 7~45g Line: Max PE 2

Price:

This is one of the perfect rod for Black-Fin Seabass to cover various situation and field to aim it. You will be able to cast and manipulate, not only minnow Black-Fin Seabass but also any kind of lures as such as small sized sinking pencil, vibration or jig head even in headwind. Although this is the MH class rod, it has loaded enough power to fight and keep large sized Black-Fin Seabass under control.



Ballistick 103MH NANO / Overhead reel Model

Spec / Lure: 10~45g Line: PE 1.5~2.5

Price:

This is over head model with massive power to fish from rocky shore. For example you are required to cast against head wind, on the fight at rocky beach or else. You will be surprised that accuracy cast, quickness to make first action, power of lifting and dexterity performance of this 103MH/NANO is as a versatile overhead tackle. Of course, this is recommended to anglers who are aiming at giant flat fish from surf while using jig, vibration or plastic worm effectively.



Ballistick HIRA 11MH TZ/NANO

Spec / Lure: 8~50g Line: Max PE 2.5


Price:

Although this 11MH have been designed for Black-Fin Seabass, it is tough enough to keep Blue Runner up to 5kg under control. Of course, you will be able to manipulate plug delicately and once you hooked even huge one at tough field, you will never lose initiative for sure. If you are an angler who fish in tough situations and wish to land fish smoothly without any stress, we recommend you to take 11MH which will be huge advantage for you.



Ballistick Rod Detail

Ballistick
86M
TZ/NANO



●Length: 2605mm(CL:1330mm) ●Weight: 122g ●Guide: TZ Titanium frame K Guide+Top Guide : Flange Ring Guide(Fuji) ●Section: 2pcs (Spigot Ferrule) ●Reel Seat: VSS16(Fuji) ●Suitable reel size D:LT3000C~4000C / S:C3000~4000

Ballistick
94M
TZ/NANO



●Length: 2850mm(CL:1455mm) ●Weight: 143g ●Guide: TZ Titanium frame K Guide+Top Guide : Flange Ring Guide(Fuji) ●Section: 2pcs (Spigot Ferrule) ●Reel Seat: VSS16(Fuji) ●Suitable reel size D:LT3000C~4000C / S:C3000~4000

Ballistick
96MMH
TZ/NANO



●Length: 2910mm(CL:1485mm) ●Weight: 151g ●Guide: TZ Titanium frame K Guide+Top Guide : Flange Ring Guide(Fuji) ●Section: 2pcs (Spigot Ferrule) ●Reel Seat: VSS17(Fuji) ●Suitable reel size D:LT3000~5000C / S:4000~C5000

Ballistick
102MH
TZ/NANO



●Length: 3110mm(CL:1590mm) ●Weight: 177g ●Guide: TZ Titanium frame K Guide+Top Guide : Flange Ring Guide(Fuji) ●Section: 2pcs (Spigot Ferrule) ●Reel Seat: VSS17(Fuji) ●Suitable reel size D:LT4000C~5000C / S:4000~C5000

Ballistick Overhead reel Model Detail

Ballistick
93M
NANO



●Length: 2830mm(CL:1445mm) ●Weight: 159g ●Guide: SiC-S Titanium flame K Guide(Fuji) ●Section: 2pcs (Spigot Ferrule) ●Reel Seat: ACS17(Fuji)

Ballistick
103MH
NANO



●Length: 3135mm(CL:1600mm) ●Weight: 191g ●Guide: SiC-S Titanium flame K Guide(Fuji) ●Section: 2pcs (Spigot Ferrule) ●Reel Seat: ACS17(Fuji)

Ballistick HIRA Rod Detail

Ballistick
HIRA
107MH
TZ/NANO



●Length: 3230mm(CL:1650mm) ●Weight: 198g ●Guide: TZ Titanium frame K Guide+Top Guide : Flange Ring Guide(Fuji) ●Section: 2pcs (Spigot Ferrule) ●Reel Seat: DPS18/BACK STOP Dubble nut(Fuji) ●Suitable reel size D:LT4000C~5000C / S:4000~5000C

Ballistick
HIRA
11MH
TZ/NANO



●Length: 3360mm(CL:1720mm) ●Weight: 228g ●Guide: TZ Titanium frame K Guide+Top Guide : Flange Ring Guide(Fuji) ●Section: 2pcs (Spigot Ferrule) ●Reel Seat: DPS18/BACK STOP Dubble nut(Fuji) ●Suitable reel size D:LT6000 / S:C5000



BlueSniper Shore Casting

103L PlugSpecial
Light Class Concept

96ML
NANO Concept

100M
NANO Concept

97MMH
NANO Concept

100MH
NANO Concept

106H PlugSpecial
NANO Concept

910H
NANO Concept

NANOALLOY



▶ BS-Shore Movies

BLUE SNIPER Icons



Light Class
concept



Nano concept
Blanks applied
NANOALLOY



For plugs



Lure for seabass
is available



Metal jig



Pencil bait
Diving pencil
Sinking pencil



Popper



Minnow
for
BlueRunner

BLUESNIPER

Extreme Shore-Casting Strategy

Shore Plugging & Jigging / 7 Lineup

BlueSniper shore casting series have been loaded sharpness, Lightness and high usability while taking advantage of NANOALLOY® technology from TORAY. ML class which is suited to light weight of minnows or sinking pencil, H class to manipulate up to 200mm of diving pencil and jigs over 100g. The potentials which are hidden in blanks of these 7 models include 103L which is loaded sensitivity and power added for line up as a Light class concept to manipulate lures for seabass will enable you to cover various situations and field without losing initiative of anglers. Remarkable characteristics of these series are flexibility and sensitiveness of tip section to make lures swim more like real fish, and toughness of butt section to pull heavy fish up to surface while applying the good amount of pressure on fish. This BlueSniper shore casting series has been designed as a rod which will support you to make a right decision to land memorial fish.

BlueSniper 103L PlugSpecial / Light Class Concept

Spec / Lure: Jig~40g / Plug 15~40g
Line: Max PE 2 Drag Max: 4kg/45°



Price:

This is "Light class concept" model for capturing the situation that Blue runner feeding small bait. You can cast tiny diving pencil comfortably without unwanted wobble and manipulate it as you wished to easily. It bends well and nicely to reduce loading of line even if you fish with fine PE line while accumulating power to keep even 10kg of yellow tail under control from rocky shore. Although "L" on the 103 as Light class concept, more power on butt section is loaded than 96ML.



BlueSniper 96ML NANO Concept

Spec / Lure: Jig~60g / Plug~40g
Line: Max PE 2 Drag Max: 3kg/45°



Price:

This is medium light shore jigging rod to aim small sized of yellowtail, amberjack and cero. This would be suited jigs around 40g, minnow around 10cm~14cm from break water or surf. You can handle it like a seabass rod but huge butt power is hidden in blank itself to keep even mid-sized Blue Runner under control. You can manipulate not only metal jig or minnow but also sinking pencil bait or vibration to have an advantage on situations that you are faced out there.



BlueSniper 100M NANO Concept

Spec / Lure: Jig~80g / Plug~50g
Line: Max PE 3 Drag Max: 4.5kg/45°



Price:

This is the mid power model which have been loaded toughness and lightness to aim blue runner around 3kg from pier or surf. You can take advantage of its length to aim fish that feeding in the distance with high accuracy. If you are going to fish at field where current flows rapidly and fish have caught tide, you can still keep it under control with this 100M. Even you are in a severe situation you will be able to have an advantage on fighting with monster fish.



BlueSniper 97MMH NANO Concept

Spec / Lure: Jig~100g / Plug~60g
Line: Max PE 4 Drag Max: 6kg/45°



Price:

BlueSniper 97MMH which is well tuned with flexible tip and powerful butt. It enable you to manipulate jig and plug at your will without failure thanks to its nice and flexible tip section. Especially when you use jig, it will reduce physical burden of angler thanks to its length. Yet 97MMH works well for Blue Runner around 3~5kg, you can fight against to even over 5kg without anxious because of its tough and tenacity butt section.



BlueSniper 106H PlugSpecial / Light Class Concept

Spec / Lure: Jig~130g / Plug~100g
Line: Max PE 5 Drag Max: 8kg/45°



Price:

This is the specialized model to manipulate plugs without any failure. You can cast even big diving pencil bait sized around 200mm, and also you can manipulate jigs up to 130g without any stress. Even when you try to aim Blue Runner that over 10kg from rough field as such as rocky shore or else, this 106H PS is going to be a huge advantage thanks to sensitiveness and lifting power which is attributable to NANOALLOY® technology from TORAY.



BlueSniper Shore-Casting Rod Detail

BlueSniper 103L PlugSpecial	
●Length: 3135mm(CL:1600mm) ●Weight: 240g ●Guide: SiC-S stainless frame K guide(Fuji) ●Section: 2pcs (Spigot Ferrule) ●Reel Seat: DPS18 (Fuji) ●Suitable reel size D:3500~4000 / S:4000~6000	
BlueSniper 96ML NANO Concept	
●Length: 2935mm(CL:1500mm) ●Weight: 223g ●Guide: SiC-S stainless frame K guide(Fuji) ●Section: 2pcs (Spigot Ferrule) ●Reel Seat: DPS18 (Fuji) ●Suitable reel size D:3000~3500 / S:4000~6000	
BlueSniper 100M NANO Concept	
●Length: 3070mm(CL:1570mm) ●Weight: 245g ●Guide: SiC-S stainless frame K guide (Fuji) ●Section: 2pcs (Spigot Ferrule) ●Reel Seat: DPS18 (Fuji) ●Suitable reel size D:4000 / S:6000~8000	
BlueSniper 97MMH NANO Concept	
●Length: 2950mm(CL:1515mm) ●Weight: 296g ●Guide: SiC-S stainless frame K guide+SiC Ocean guide(Fuji) ●Section: 2pcs (Spigot Ferrule) ●Reel Seat: DPS20 (Fuji) ●Suitable reel size D:4000~4500 / S:6000~8000	
BlueSniper 100MH NANO Concept	
●Length: 3070mm(CL:1575mm) ●Weight: 307g ●Guide: SiC Ocean guide(Fuji) ●Section: 2pcs (Spigot Ferrule) ●Reel Seat: DPS20 (Fuji) ●Suitable reel size D:8000 / S:6000~10000	
BlueSniper 106H PlugSpecial NANO Concept	
●Length: 3215mm(CL:1650mm) ●Weight: 325g ●Guide: SiC Ocean guide(Fuji) ●Section: 2pcs (Put over Ferrule) ●Reel Seat: DPS20 (Fuji) ●Suitable reel size D:10000~14000 / S:8000~14000	
BlueSniper 910H NANO Concept	
●Length: 3030mm(CL:1550mm) ●Weight: 326g ●Guide: SiC Ocean guide(Fuji) ●Section: 2pcs (Spigot Ferrule) ●Reel Seat: DPS20 (Fuji) ●Suitable reel size D:10000~14000 / S:8000~14000	

BlueSniper 100MH NANO Concept

Spec / Lure: Jig~120g / Plug~80g
Line: Max PE 4 Drag Max: 6kg/45°



Price:

This is the standard of New BlueSniper to aim Blue Runner around 4~5kg. If you fish with jig around 80~100g, plug around 60g we recommend you to choose this 100MH. Flexible tip section which have ability to manipulate lure sensitively and aggressively. Breathtaking butt power enable you to pull the monster fish up from bottom of the sea. This have been well balanced as all round model to cast and manipulate jig or plug at high level.



BlueSniper 910H NANO Concept

Spec / Lure: Jig~150g / Plug~120g
Line: Max PE 5 Drag Max: 8kg/45°

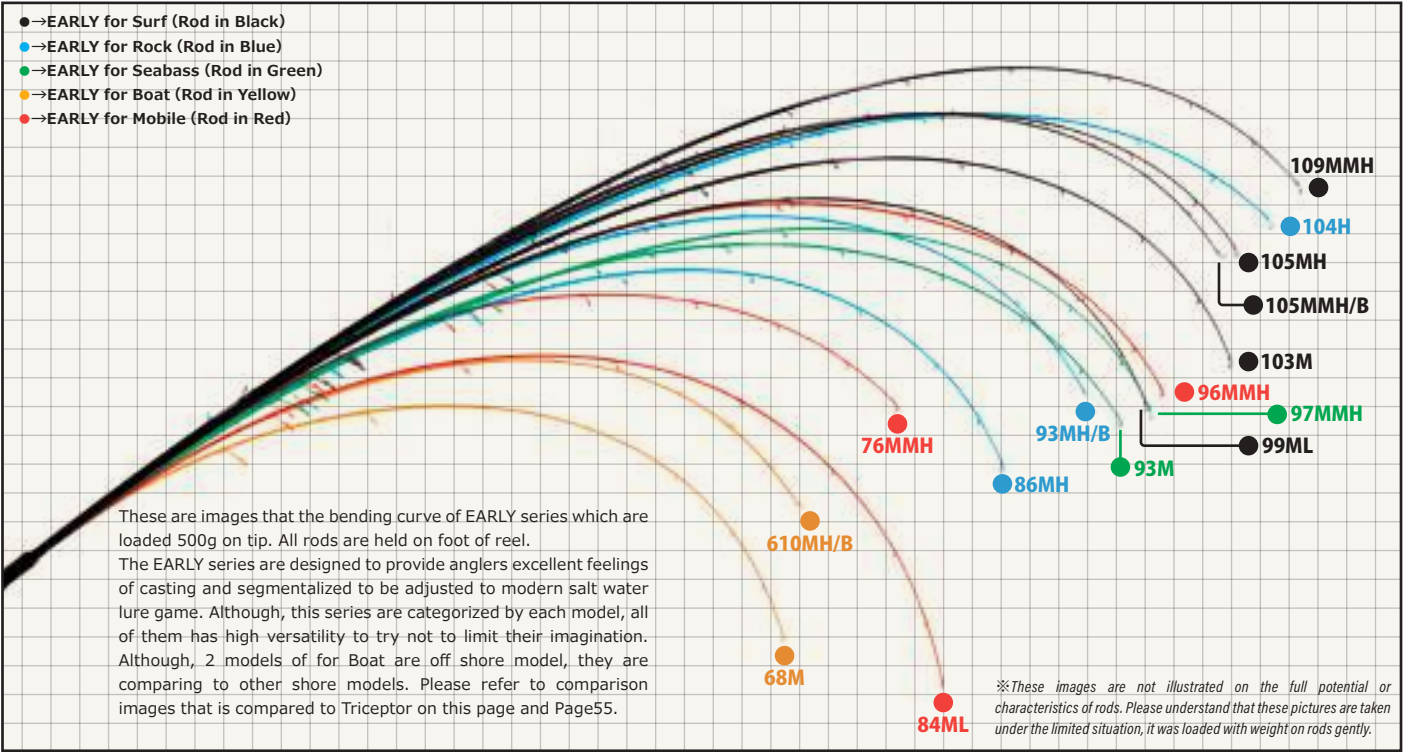


Price:

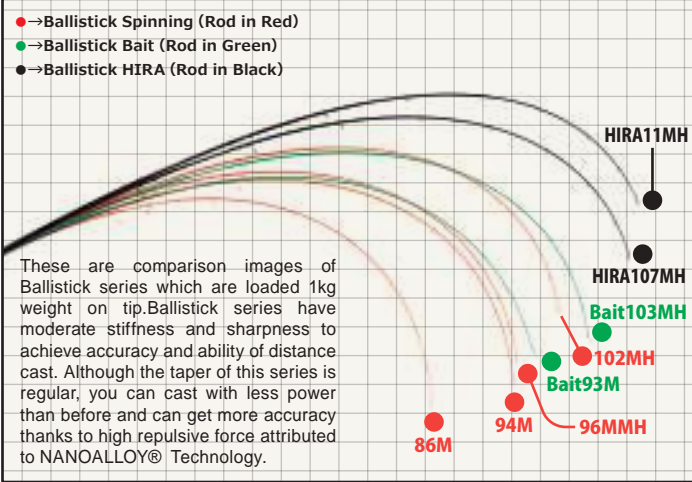
This is the model which is tuned power and length perfectly to manipulate jig as you wish while reducing burden of anglers. You can cast heavy jig around 150g easily and when you fish at field where you are required skill and technique as such as deep, rough and current runs rapidly, you will be able to land even yellow fin tuna from shore thanks to that potential hidden inside of blanks. This is the one for angler who fish with jig mainly or looking for specialized model for metal jigs.



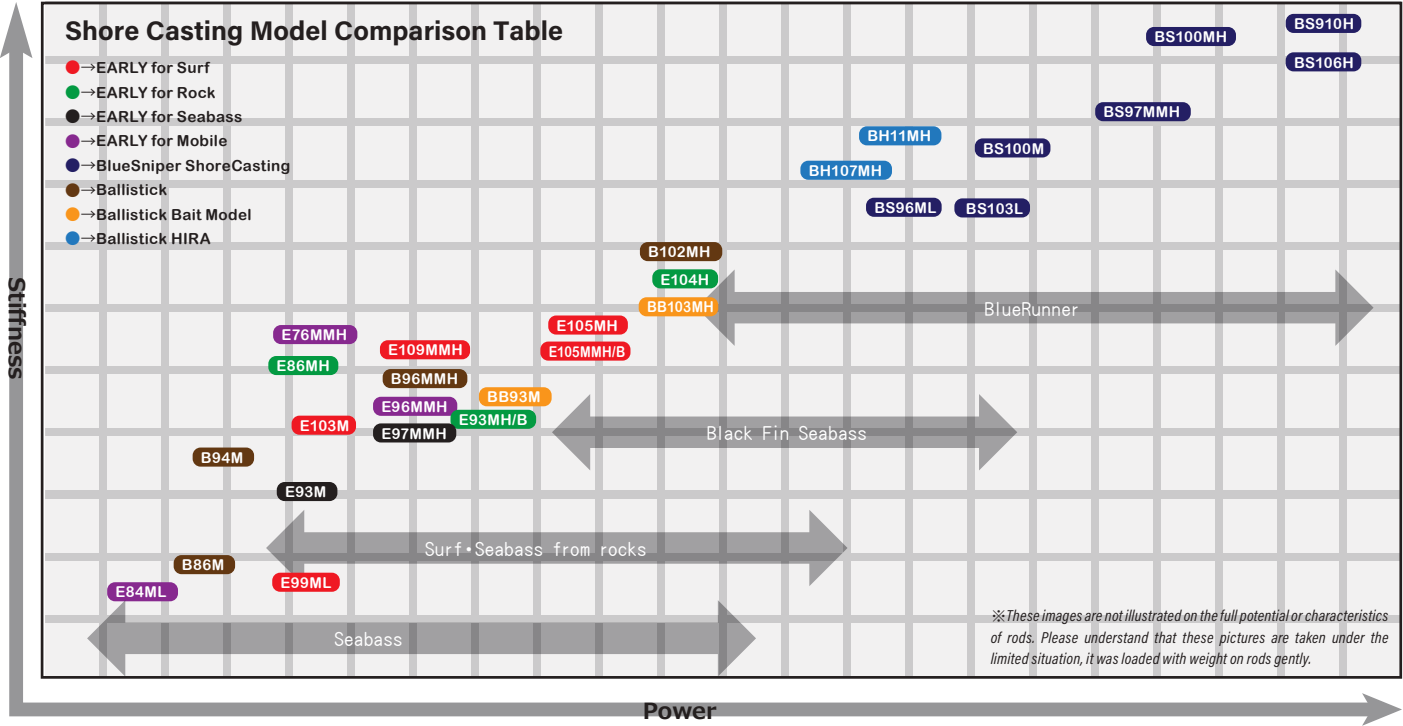
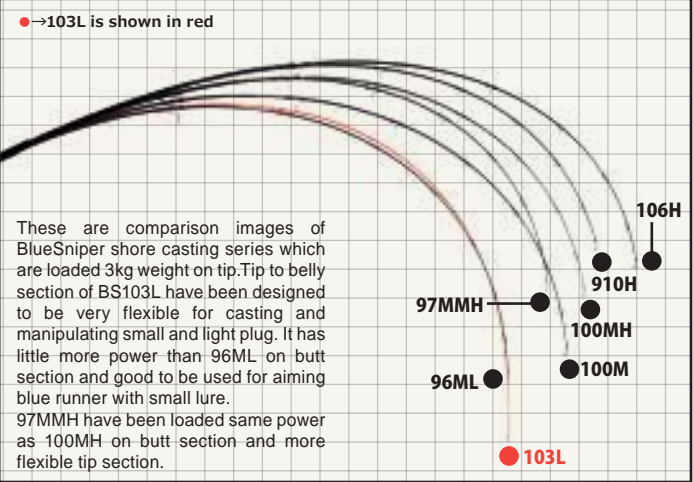
EARLY ALL CASTING Load 500g



Ballistick Load 1kg



BlueSniper Shore-Casting Load 3kg



Calista / Mebius / BattleWhip
Eging Shore & Boat

- Calista 86L TZ/NANO
- Calista 82ML TZ/NANO
- Calista 89ML TZ/NANO
- Calista 710M TZ/NANO
- Calista 82M TZ/NANO
- Calista 86M TZ/NANO
- Mebius 710L
- Mebius 88L
- Mebius 85ML
- Mebius 79M
- Mebius 86M
- Mebius 83MH
- BattleWhip TR 63/N
- BattleWhip TR 73/S
- BattleWhip TR 69/D
- BattleWhip IM 69S
- BattleWhip IM 69B
- BattleWhip OR 72/C





Calista TZ/NANO

86L TZ/NANO
82ML TZ/NANO
89ML TZ/NANO
710M TZ/NANO
82M TZ/NANO
86M TZ/NANO



Calista Movies

TORZITE. Fuji
NANOALLOY
TECHNOLOGY

Calista TZ NANO

Eging Model / 6 Lineup

Blanks made of NANOALLOY® will be followed in a moment when it is loaded and will be returned instantly thanks to high repulsive force. Because of these character angler will be able to jerk EGI sharply with less power than ever and make monster squid float quickly without any breakage of legs of squid when you fight. Blanks with moderate stiffness and suppleness will reduce burden of anglers and enable you to lure squid more delicately. Although Calista series have been loaded flexibility and lightness. Also, repulsive force that has been loaded on blanks is much stronger than Mebius series. Even though 3type of M class in this series, those are classified by situations of eging scene and size of squid. All of them bend well even a small amount of input and reshape itself speedy and powerfully. If you aim squid over 3kg mainly, 82M or 86Mare recommended. Other power class will cover small size of squid Up to 2kg. High versatility is hidden inside of blanks with high sensitivity and durability to be enable you to handle variety of lure in weight range on specifications. The potential of versatility loaded on this series will let you aim not only squid but also variety of fish.

Calista 86L TZ/NANO

Spec / Lure: Egi #2.5~3.5 Line: PE 0.4~0.8

Price:

This is the light class rod which is good for jerking make use of line slack. This is suit to the game that lure squid delicately and sense slightes touch of squid with fine PE line. We have expressed 86L as "light class rod" which means it will be enable you to manipulate lure with less power than other models and it have been loaded enough butt power to keep squid over 2kg under control. This is the best egging rod for angler who would like to fish with super fine PE line.

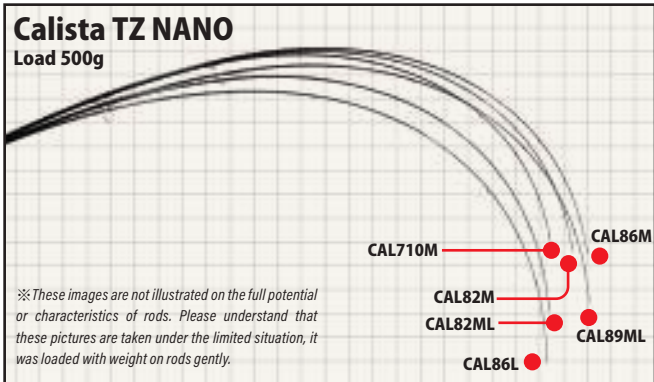


Calista 82ML TZ/NANO

Spec / Lure: Egi #2.5~3.5 Line: PE 0.5~1

Price:

This is almighty egging rod that suit to not only from breakwater or rocks but also egging game on boat. This have been finished as a sensitive rod with high repulsive force to be enable anglers to jerk lure making use of line slack or jerk aggressively. Angler will be able to manipulate lure delicately when you sight fishing make use of this length. And it have been gotten ability of distance cast thanks to Torzite ring guide and blanks with NANOALLOY® carbon material from TORAY.



Although Calista series have been loaded flexibility and lightness, also repulsive force that has been loaded on blanks is much stronger than Mebius series. Even though 3 type of M class in this series, those are classified by situations of eging scene and size of squid. All of them bend well even a small amount of input and reshape itself speedy and powerfully. If you aim squid over 3kg mainly, 82M,86M are recommended. Other power class will cover small size of squid Up to 2kg.

Calista 89ML TZ/NANO

Spec / Lure: Egi #2.5~3.5 Line: PE 0.5~1

Price:

This is the well balanced model that is enable anglers to jerk various ways from vanishing wave block, rocks or high scaffolding breakwater. It have been gotten high versatility to lure squid by various way of jerking and you will be able to cast long distance with it without any stress. This will be played an active part in spring and fall season. This is the super sensitive model which is not only to sense contact of squid but also to explore underwater world as you are searching by hands.



Calista 82M TZ/NANO

Spec / Lure: Egi #2.5~4 Line: PE 0.6~1

Price:

Although it have massive power to set hook on and land monster squid, tip section have outstanding high sensitiveness to sense tiny contact of monster squid. Highly remarkable point is that lightness you can feel when you actually cast and making action with it. We would like to say that this 82M have gotten lightness feel of manipulating like a 710M, then loaded butt power as same as 86M.You can fish for all season at variety of field as such as rocks, piers or surf with it.



Calista 710M TZ/NANO

Spec / Lure: Egi #2.5~4 Line: PE 0.6~1

Price:

This is the Calista with high response in a short length blank which is good for the anglers who would like to jerk Egi more sharply and more aggressively than others. If you would like to give Egi effective action with less power than ever, we recommend you to choose this 710M. Although it is short length, you will be able to cast as long distance as Calista 86M TZ Nano and it will cover various way of fishing as such as blind or sight. Of course you can use it from boat as well.



Calista 86M TZ/NANO

Spec / Lure: Egi #2.5~4 Line: PE 0.6~1

Price:

This is the standard model which is great for hard darting action. You will notice high repulsive force and high response feeling on blanks themselves once you fish with it. But you will be able to jerk heavy lure very lightly with less burden on wrist of angler thanks to NANOALLOY® carbon material which have gotten high resiliency on blank. It will be bent from tip section to belly section when squid is hooked without any breakage of legs of it.



Calista 82ML TZ/NANO



Calista 82M TZ/NANO

Calista TZ/NANO Rod Detail

Calista 86L TZ/NANO	
●Length: 2582mm(CL:1325mm) ●Weight: 93g ●Guide: TORZITE Titanium frame K Guide & Top Guide : SIC Ring Titanium frame Guide(Fuji) ●Section:2pcs (Spigot Ferrule) ●Reel seat: VSS16(Fuji) ●Suitable reel size D: LT2500 / S: C3000	
Calista 82ML TZ/NANO	
●Length: 2500mm(CL:1285mm) ●Weight: 95g ●Guide: TORZITE Titanium frame K Guide & Top Guide : SIC Ring Titanium frame Guide(Fuji) ●Section:2pcs (Spigot Ferrule) ●Reel seat: VSS16(Fuji) ●Suitable reel size D: LT2500~3000C / S: C3000	
Calista 89ML TZ/NANO	
●Length: 2672mm(CL:1365mm) ●Weight: 100g ●Guide: TORZITE Titanium frame K Guide & Top Guide : SIC Ring Titanium frame Guide(Fuji) ●Section:2pcs (Spigot Ferrule) ●Reel seat: VSS16(Fuji) ●Suitable reel size D: LT2500~3000C / S: C3000	
Calista 710M TZ/NANO	
●Length: 2395mm(CL:1225mm) ●Weight: 100g ●Guide: TORZITE Titanium frame K Guide & Top Guide : SIC Ring Titanium frame Guide(Fuji) ●Section:2pcs (Spigot Ferrule) ●Reel seat: VSS16(Fuji) ●Suitable reel size D:LT2500~3000C / S:C3000	
Calista 82M TZ/NANO	
●Length: 2485mm(CL:1280mm) ●Weight: 98g ●Guide: TORZITE Titanium frame K Guide & Top Guide : SIC Ring Titanium frame Guide(Fuji) ●Section:2pcs (Spigot Ferrule) ●Reel seat: VSS16(Fuji) ●Suitable reel size D: LT2500~3000C / S: C3000	
Calista 86M TZ/NANO	
●Length: 2575mm(CL:1325mm) ●Weight: 99g ●Guide: TORZITE Titanium frame K Guide & Top Guide : SIC Ring Titanium frame Guide(Fuji) ●Section:2pcs (Spigot Ferrule) ●Reel seat: VSS16(Fuji) ●Suitable reel size D: LT2500~3000C / S: C3000	

Calista Icons





Mebius

710L
88L
85ML
79M
86M
83MH



Mebius Movies



Eging Model / 6 Lineup

We hope that fishing rod from YAMAGA Blanks is going to be used by much more number of anglers. That is ambition what we put into Mebius series.

It is quite difficult to keep low budget while pursuing performances and quality.

But we have succeeded to achieve those elements as making extensive use of our techniques of design and quality of factory.

That is how we build fishing rods and once you fish with Mebius series you will definitely know as much about our policy and performance of blanks.

We offer you 6 different type of character for Mebius series as such as short length, light weight model or medium heavy class to cover various situation that you are going to face. Of course you can take one as main rod, you can also take one as a substitution for specific circumstances.

High versatility is hidden inside of blanks with high sensitivity and durability to be enable you to handle variety of lure in weight range on specifications.

The potential of versatility loaded on this series will let you aim not only squid but also variety of fish. We put our full of passion, spirit, knowledges and techniques of YAMAGA Blanks as a rod manufacturing bland into this Mebius series.

Mebius 710L

Spec / Lure: Egi #1.8~3.5 (~21g) Line: PE 0.3~0.6

Price:

If you wish to use super fine PE line to sense slightly changes of pressure of current and lure out carefully, this sensitive short length model is the one. When squid is less activity than usual then you are required to feel slightly changes of current and need to manipulate and lure out delicately, sensitiveness which is loaded to 710 enable you to cast light weight of Egi, sense tiny contact of squid and keep squid over 2kg under control. Of course you can take 710 for fishing from boat.

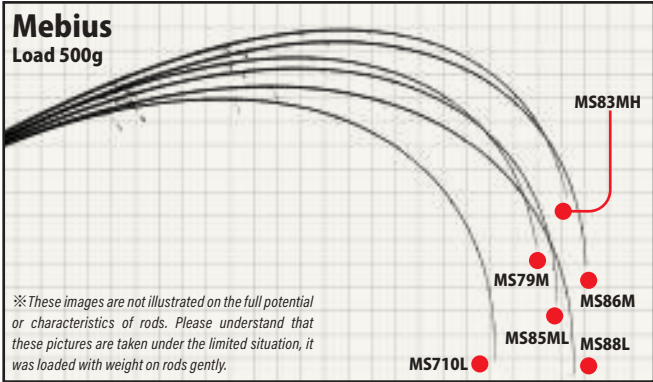


Mebius 88L

Spec / Lure: Egi #2.5~3.5 (~21g) Line: PE 0.4~0.8

Price:

This is the light class model which is good for short pitch jerk and jerk making use of line slack. You can cast even light weight of Egi with comfortable feeling thanks to flexibility and moderate repulsive force. So this is good to be used on sight fishing technically. Yet it have enough power to keep huge squid under control, you can manipulate Egi with less power than others. Once you fish with it you will recognize that it have gotten high potential to be used in all season.



These are comparison images of Mebius series which are loaded 500g weight on tip. Mebius series have been loaded more flexibility than calista series to get more versatility and usability. We have focused on cast feeling of Mebius series. Wide range of release point and repulsive force will provide you excellent feeling and distance of cast. Comfortability of casting and toughness as eging rod are directly linked to versatility for aiming at various target. Enough versatility that to be used for horse mackerel, rockfish, black sea bream, seabass or light jigging game is hidden in those blanks.

Mebius Icons



Small squid for small Egi



Up to 2kg



Over 2kg



Short pitch jerk Quick action



Line slack jerk



For heavy egi



For boat casting

Mebius 85ML

Spec / Lure: Egi #2.5~3.5 (~24g) Line: PE 0.5~0.8

Price:

It have been designed to be more flexible than 86M and finished to become technical rod which is enable anglers to manipulate various weight of Egi at your will. You will be able to take advantage of versatility of 85ML as such as luring out delicately on sight fishing, jerk making use of line slack and short pitch jerking. We recommend 85ML for any level of anglers as an all-rounder



Mebius 86M

Spec / Lure: Egi #2.5~4 (~30g) Line: PE 0.5~1

Price:

It is standard model of Mebius series. Although it is medium class rod, it have gotten sensitive, flexible tip and belly section to be adjusted modern eging scene technically. It have been designed to be well balanced to cast and manipulate Egi with less input by angler reducing burden of angler's wrist. This 86M is the most versatile model of this series. You can cast long distance and manipulate at your will even size 4 Egi (about 30g) without any anxious.



Mebius 79M

Spec / Lure: Egi #2.5~4 (~28g) Line: PE 0.5~1

Price:

Blanks of 79M have been brushed up to be taking advantage of length. You will feel high response speed of blanks and high usability as characteristics of short length model while pursuing long casting performance. Yet it have enough power to cast and manipulate even size 4 Egi (about 25g), It have been loaded moderate repulsive force, flexibility and lightness on blanks. If you are required lure speedy or taking time to lure spooky one out, 79M will be your huge advantage for sure.



Mebius 83MH

Spec / Lure: Egi #3~4.5 (~35g) Line: PE 0.6~1.2

Price:

Although this is the medium heavy model which have been loaded massive power on butt section, blanks of 83MH have lightness and flexibility. It is good for size 3.5~4 of Egi mainly, you can of course use heavy type of size 4.5 of Egi. This 83MH have been designed to be loaded enough power to set hook on huge squid even heavier than 2kg and lightness and flexibility of blanks will reduce unwanted kickback when you jerk.



Mebius 88L



Mebius 79M

Mebius Rod Detail

Mebius 710L		Spinning Model
[Grip] a.290mm b.365mm		
●Length: 2390mm(CL:1225mm) ●Weight: 84g ●Guide: SIC-S stainless frame K guide (Fuji) ●Section:2pcs (Put over Ferrule) ●Reel seat: VSS16(Fuji) ●Suitable reel size D: LT2500 / S: 2500~C3000		
Mebius 88L		Spinning Model
[Grip] a.310mm b.385mm		
●Length: 2645mm(CL:1350mm) ●Weight: 93g ●Guide: SIC-S stainless frame K guide (Fuji) ●Section:2pcs (Put over Ferrule) ●Reel seat: VSS16(Fuji) ●Suitable reel size D: LT2500 / S: C3000		
Mebius 85ML		Spinning Model
[Grip] a.310mm b.385mm		
●Length: 2555mm(CL:1305mm) ●Weight: 93g ●Guide: SIC-S stainless frame K guide (Fuji) ●Section:2pcs (Put over Ferrule) ●Reel seat: VSS16(Fuji) ●Suitable reel size D: LT2500~3000C / S: C3000		
Mebius 79M		Spinning Model
[Grip] a.300mm b.375mm		
●Length: 2365mm(CL:1210mm) ●Weight: 89g ●Guide: SIC-S stainless frame K guide (Fuji) ●Section:2pcs (Put over Ferrule) ●Reel seat: VSS16(Fuji) ●Suitable reel size D: LT2500~3000C / S: C3000		
Mebius 86M		Spinning Model
[Grip] a.320mm b.395mm		
●Length: 2595mm(CL:1325mm) ●Weight: 98g ●Guide: SIC-S stainless frame K guide (Fuji) ●Section:2pcs (Put over Ferrule) ●Reel seat: VSS16(Fuji) ●Suitable reel size D: LT2500~3000C / S:C3000		
Mebius 83MH		Spinning Model
[Grip] a.320mm b.395mm		
●Length: 2515mm(CL:1285mm) ●Weight: 98g ●Guide: SIC-S stainless frame K guide (Fuji) ●Section:2pcs (Put over Ferrule) ●Reel seat: VSS16(Fuji) ●Suitable reel size D: LT3000C / S:C3000		



BattleWhip Boat Eging

TR63/N
(Type-N : No Look)
TR73/S
(Type-S : Shallow)
TR69/D
(Type-D : Deep)
IM 69S
IM 69B
OR 72/C
(Type-C : UNDER CAST)



BattleWhip Movies


Carbon solid tip is loaded to TR series and IM series. Tubular tip is loaded to OR model



Thread color of tip is orange to increase visibility.

Precaution for carbon solid tip model

As we have mentioned, TR&IM series have been loaded carbon solid tip. The material of carbon solid tip is extremely delicate and fragile. So please careful with shock of impact and handle gently when you fish and shored them with care. Although you can fish in properly use with them, it might be cause of breakage of carbon solid tip if you retrieve your lure too much or wind up knot into top guide.



BattleWhip for Boat Eging

Boat Eging / 6 Lineup

“BattleWhip” series to be adjusted boat eging scene which being developed day by day. We take advantage of skill, knowledges and experiences of designing fishing rod to shape the lineup of TipRun series, Ikametal series and also Omorig. which are adjusted to segmentalized game.

Although we have chosen carbon solid tip first time ever as YAMAGA Blanks for TipRun series and Ikametal series, these are not only that. We have pursued not only sensitiveness but also high comfortability for casting and manipulating exactly like Bluecurrent series. All of these models have given own specialized character one by one to make angler sense slightly changes which is transmitted through blanks.



BattleWhip TR / Tip Run Eging Model 3 Lineup

Carbon Solid Tip model

3 types of BattleWhip TR series which have been given original character is lined up to cover various situations of TipRun eging scene. Anglers will enjoy to feel differences of sensitivity and speed of settle of tip section without unwanted wobble.

BattleWhip TR63/N (Type-N : No Look)

Spec / Egi: 30~60g Depth: 20~50m Line: PE 0.4~0.8

Price:

Making use of advantage of high sensitivity accumulated from light game scene, blanks transmit slightly touch of squid. This characteristic of TR63 makes you to distinguish activity of squid and to stay focused even you faced touch condition. This is for the angler who does not want to lose opportunity of catching squid. You do not have to look at tip to get indication of vital information. Blanks definitely transmits signal to your hand. All you have to do is just feel it! This 63/N will make differences for sure.



BattleWhip TR73/S (Type-S : Shallow)

Spec / Egi: 20~40g Depth: ~30m Line: PE 0.4~0.8

Price:

This is specialized model with high sensitivity and operability to cover from shallow to 30m depth of water. 7.3ft length of blanks will help you to stay your Egi still even you fish from mid-large boat or in situation that you are struggled in welter of the sea surface. You can fish with S-Fall techniques while taking advantage of its length. Of course, casting game is available with this versatile model. We believe that you will be able to enjoy the variety of situation and method of squid games with this TR 73/S.



BattleWhip TR69/D (Type-D : Deep)

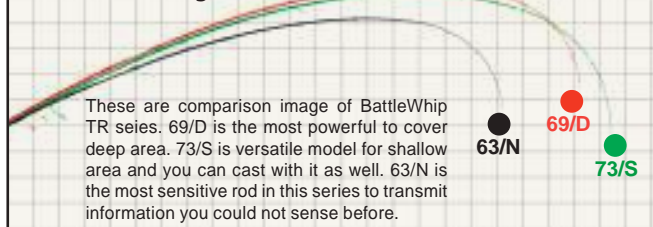
Spec / Egi: 50~80g Depth: 40~90m Line: PE 0.6~1

Price:

This is the most powerful model in this series to cover area such as deep and rapid water. If you aim huge squid in tough area such as current runs rapidly or deep water around 40m or more, TR 69/D is the best choice. It will be bent very smoothly while accumulating huge repulsive force inside of blanks themselves to lift even squid much bigger than you have thought. This is for anglers who wish to explore untouched area for aiming massive squids.



BW TR Load 200g



These are comparison image of BattleWhip TR series. 69/D is the most powerful to cover deep area. 73/S is versatile model for shallow area and you can cast with it as well. 63/N is the most sensitive rod in this series to transmit information you could not sense before.



BattleWhip IM / Ika Metal Model 2 Line up

Carbon Solid Tip model

Ika Metal series have been well balanced to achieve comfortable manipulate feeling and versatility that is enable you to jerking, shaking, posing, slow lifting and slow falling at your will.

BattleWhip IM69S

Spec / Egi: Max #25(90g) Line: PE 0.4~0.8

Price:

Thanks to sensitivity and visibility of blanks are increased for achieving the excellent results. The lightness of it let you handle this stick as your extended arm, flexibility and repulsive force provide you comfortability and toughness of butt section enable you to lift unexpected monster up to surface without anxious and burden of physical. This IM69/S will cover various situation, method and size of target with fun for sure.



BattleWhip IM69B

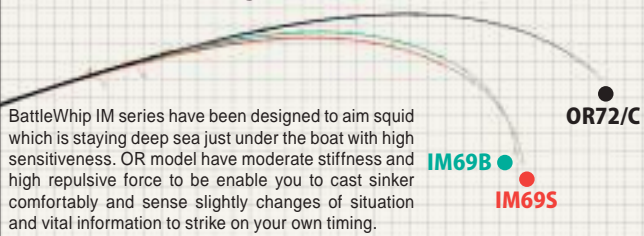
Spec / Egi: Max #30(110g) Line: PE 0.4~0.8

Price:

Carbon solid tip let you know vital information visibly and transmit a lot of information to your finger through blanks. Although it have flexibility and sensitivity, once you have sensed touch of squid you can strike aggressively without any delay thanks to moderate stiffness and repulsive force which also help angler to lift huge squid up from bottom of the sea. Taking advantage of IM69/B overhead model, we hope that you hunt squid as many as you have wished.



BW IM & OR Load 130g



BattleWhip IM series have been designed to aim squid which is staying deep sea just under the boat with high sensitiveness. OR model have moderate stiffness and high repulsive force to be enable you to cast sinker comfortably and sense slightly changes of situation and vital information to strike on your own timing.

BattleWhip Rod Detail

BattleWhip TR63/N	
●Length: 1920mm(CL:975mm) ●Weight: 75g ●Guide: SiC-S stainless frame K guide+SiC stainless frame LDB guide(Fuji) ●Section:2pcs (Put over Ferrule) ●Reel seat: VSS16(Fuji) ●Suitable reel size D: LT2500C~3000C / S: 2500~C3000	
BattleWhip TR73/S	
●Length: 2225mm(CL:1145mm) ●Weight: 83g ●Guide: SiC-S stainless frame K guide+SiC stainless frame LDB guide(Fuji) ●Section:2pcs (Put over Ferrule) ●Reel seat: VSS16(Fuji) ●Suitable reel size D: LT2500~3000C / S: 2500~C3000	
BattleWhip TR69/D	
●Length: 2075mm(CL:1060mm) ●Weight: 80g ●Guide: SiC-S stainless frame K guide+SiC stainless frame LDB guide(Fuji) ●Section:2pcs (Put over Ferrule) ●Reel seat: VSS16(Fuji) ●Suitable reel size D: LT2500~4000C / S: C3000~4000	
BattleWhip IM69S	
●Length: 2070mm(CL:1060mm) ●Weight: 86g ●Guide: SiC-S stainless frame K guide+SiC stainless frame LDB guide(Fuji) ●Section:2pcs (Put over Ferrule) ●Reel seat: VSS16(Fuji) ●Suitable reel size D:LT2500~3000C / S:2500~C3000	
BattleWhip IM69B	
●Length: 2070mm(CL:1060mm) ●Weight: 100g ●Guide: SiC-S stainless frame K guide (Fuji)+SiC stainless frame LDB guide(Fuji) ●Section:2pcs (Put over Ferrule) ●Reel seat: PMTS17(Fuji) ●Suitable reel size D:100~200 / S:100~200	
BattleWhip OR72/C	
●Length: 2190mm(CL:1125mm) ●Weight: 99g ●Guide: SiC-S stainless frame K guide (Fuji) ●Section:2pcs (Put over Ferrule) ●Reel seat: VSS16(Fuji) ●Suitable reel size D: LT2500~5000C / S: C3000~C5000	



BattleWhip OR / Omorig Model 1 Line up

Tubeler Tip model

This OR model have been designed to aim monster squid which is hidden the edge of lighting or conquer the tough situation that squid hardly take your egi at all. You can cast sinker with small size of egi to reach the point where the squid might be there and you can give it action exactly as you have planned.

BattleWhip OR72/C (Type-C : UNDER CAST)

Spec / Sinker Weight: Cast Max #40(150g) ※under cast only
Line: Max PE 1

Price:

This OR72/C have been designed to manipulate sinker weight 90g ~150g comfortably. Also powerful enough butt and belly section to cast sinker up to 150 safety and comfortably. Thanks to moderate stiffness of tip section vital information of squid will be transmitted very clearly. You can search as wide as you have wished and you can sense what is going on inside of water very clearly. You will definitely enjoy this squid game as you are having jigging game with it.



BattleWhip OR 72/C



BattleWhip TR 63/N



Galahad Jigging
Galahad Standard
Galahad 電
Galahad TRAVEX

SeaWalk Light Jigging

BlueSniper Boat Casting



Galahad / SeaWalk / BlueSniper

Jigging & Light Jigging & Boat Casting

Galahad 632S
Galahad 633S
Galahad 634S
Galahad 585S
Galahad 526S
Galahad 622B
Galahad 623B
Galahad 624B
Galahad 526B
Galahad 633B 電
Galahad 624B 電
Galahad 586B 電
Galahad TRAVEX 593S
Galahad TRAVEX 594S
Galahad TRAVEX 595S
SeaWalk LightJigging 67UL
SeaWalk LightJigging 64L
SeaWalk LightJigging 64ML
SeaWalk LightJigging B66L
SeaWalk LightJigging B66ML
SeaWalk LightJigging B65M
BlueSniper 81/2
BlueSniper 70/2
BlueSniper 72/3
BlueSniper 79/3
BlueSniper 75/4
BlueSniper 82/4
BlueSniper 82/6
BlueSniper 85/4 Canary
BlueSniper 81/6 Blacky
BlueSniper 81/8 Blacky
BlueSniper 81/10 Blacky



Galahad

632S
633S
634S
585S
526S
622B
623B
624B
526B
633B 電
624B 電
586B 電
TRAVEX 593S
TRAVEX 594S
TRAVEX 595S



Galahad Movies



Galahad 電 Movies



Galahad TRAVEX Movies

Galahad Icons



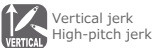
1 piece model



2 piece model



Bevel jerk



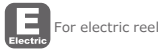
Vertical jerk High-pitch jerk



Shallow area Depth30~80m



Deep area Depth100~200m



For electric reel

Galahad

Jigging Model / 9 Lineup

Galahad from YAMAGABlanks which has been designed as 1 pc model to taking advantage of bending curve and repulsive force as a jointless stick are line up for jigging game. 632S,633S and 634S have been loaded flexible tip section to let jig swim naturally and moderate repulsive force on belly and butt section to let jig move rhythmically. 585S and 526S high elasticity to let jig move speedy and aggressively when you jerk vertically. We have succeeded to load high sensitivity to sense small vital information, ease of manipulation to reduce physical burden and high speed of response to transfer your input power. You can jerk both short and long strokes as you wish easily. 3 models for electric reel which are enhanced durability and tenacity against continuous jerking action. Galahad series have been developed well to cover various situation and method.



Galahad 632S

Spec / Lure: Jig Max 140g Line: Max PE 2 Drag Max: 3kg/45°

Price:

This is the lightest model of spinning which have high flexibility on tip and belly section. Although it has flexibility and high sensitivity to sense slightly changes of current and reducing the chance of breaking line or hook, once loaded heavily tough butt section keep unexpected huge fish under control. If you focus to input the load on belly section, jig will swim very smoothly without unnatural movement.



Galahad 632S



1 piece model

Galahad 633S

Spec / Lure: Jig Max 180g Line: Max PE 3 Drag Max: 4kg/45°

Price:

You can call this 633S all-rounder of inshore jigging model. Sometimes you have to do one pitch jerk on horizontally, combination jerk on vertically with just one stick. 633S work well on various kind of jigging situation as an all-rounder. You can sense even a small vital information so if the target would not take your jig then you can switch the rhythm of jerking to let them bite. If you fish with jig around 150g please take 633S or if you use around 120g mainly, 632S is the best choice.



Galahad 633S



1 piece model

Galahad 634S

Spec / Lure: Jig Max 220g Line: Max PE 4 Drag Max: 6kg/45°

Price:

If you face the situation that you are required to move long jig naturally, to input load effectively on deep or rapid area, even on horizontally jigging in windy condition, 634S will cover all of these without any anxious. You will realise that 634S have massive power to fight with kingfish at shallow or rough reef. The versatility of 634S enable you to jerk in one pitch or combinational jerk if you necessary to approach with different method.



Galahad 585S

Spec / Lure: Jig Max 280g Line: Max PE 5 Drag Max: 8kg/45°

Price:

585S have been designed to control the game of kingfish or amberjack without losing initiative. Short and fine blank of 585S enable you to jerk jig aggressively does not matter the shape of Jig to approach the target. Of course, butt section has enough power to keep giving pressure on fish with PE5. If you wish to fall jig vertically and jerk aggressively to aim huge one at fish bed or rough reef, 585S is the perfect choice for sure.



Galahad 526S

Spec / Lure: Jig Max 350g Line: Max PE 6 Drag Max: 12kg/45°

Price:

If you wish to aim great amberjack, large dogtooth tuna around 200m depth of water or huge kingfish feeding on the fish bed, this 526S which is specialized for high pitch jerk will be perfect choice. You can transfer your loading to metal jig with small motion easily thanks to the high modulus design of blank. So, you can jerk very quickly as you wish to even in quite deep water. Although it has toughness and durability to keep unexpected big target under control on butt section, it bends much smoother than you expected.



Galahad 622B

Spec / Lure: Jig Max 150g Line: Max PE 2 Drag Max: 3kg/45°

Price:

This is the lightest model for overhead reel to be used on near shore with PE line up to 2. You can approach the target with various action as such as natural swimming action focused on tip section, high speed short pitch jerking concentrate on belly and butt section or long fall action to cover various situation thanks to sensitivity and lightness of blank itself. If you wish to aim yellowtail or kingfish delicately with fine line, 622B the one.



Galahad 623B

Spec / Lure: Jig Max 200g Line: Max PE 3 Drag Max: 4kg/45°

Price:

If you wish to give metal jig various kind of action as such as one pitch jerk in slow tempo, long fall or high pitch jerk with just one stick, we recommend you to pick this 623B. It has high sensitivity to sense what is happening in the deep water so you will be able to switch the way of approach depends on situations. It have been achieved high standard as overhead reel jigging tackle to aim yellowtail, kingfish or amberjack technically without any anxious and stress.



Galahad 622B

Galahad 624B

Spec / Lure: Jig Max 250g Line: Max PE 4 Drag Max: 6kg/45°

Price:

This 624B is supposed to be chosen by anglers who is pursuing large kingfish or amberjack with PE4. 624B covers various way of approach as such as not only high pitch action thanks to blank which can transfer your loading of power very well but also good at long fall action in slow pitch. The potential of 624B will be shown by anglers especially who fish at deep or rapid area mainly to set hook on the target as you have planned exactly.



Galahad 526B

Spec / Lure: Jig Max 350g Line: Max PE 6 Drag Max: 12kg/45°

Price:

This is the overhead reel model as same blank as 526S. It is specialized overhead reel model to aim large amberjack or dogtooth tuna on water up to 200m depth or heavy and rapid area. Moderate stiffness of this blank will reduce physical burden of angler. The sensitiveness hidden in blank of it will let you sense slightly changes of current and help you to jerk jig delicately. You can hold the rod on the gimbal belt or under your arm while enjoying the bend curve of this 526B.



Galahad 電

Electric Reel Jigging / 3 Lineup

The Galahad “電” are series especially designed for jigging with electric reels. These electric reels create a unique jig action which is difficult to replicate with ordinary reels that sometimes create unnecessary pauses. The heavy load placed on the blank by the mechanical winding of the reel is absorbed by the tip and the highly resilient belly section will allow anglers to rhythmically maneuver the jig through their rod-work. All 3 models are highly resilient and will assist the anglers to maintain a dominant position when fighting unexpected large species that may bite.

Galahad 633B 電

Spec / Lure: Jig ~150g Line: ~PE 3 Drag Max: 4kg/45°

Price:

If you are going to aim at small sized Blue Runner with PE 3, this 633 would be a perfect choice. Even though automatic reeling at constant speed, flexibility of tip and belly section will help you to jerk jig comfortably and set hook on with less failure. It will bend very much when fish is on, but you can fight with fun without any worry. You will be surprised that potential which is hidden inside blank of 633 for sure.



Galahad 624B 電

Spec / Lure: Jig ~250g Line: ~PE 5 Drag Max: 6.5kg/45°

Price:

This is standard jigging rod for ER to aim bluerunner around 5kg. You can be reeling with any speed thanks to nice and flexible tip section, then you can give the action to jig at your own will. If you hooked bluerunner more than 10kg, you do not have to worry about anything! It will enable you to keep it under control without being anxious. We believe that it may be allowed to call almighty jigging rod for ER and we want anglers all over the world to fish with it.



Galahad 586B 電

Spec / Lure: Jig ~350g Line: ~PE 6 Drag Max: 10kg/45°

Price:

If you are going to aim king fish or yellow tail over 10kg we recommend you to choose this monster hunter. You can give action to jig around 300g in 100m depth of the sea effectively. It is going to help you to jerk heavy jig without any burden or stress and to fight with big fish with huge advantage thanks to its flexibility, toughness, and versatility. Fulcrum point is going to move to butt section when you fight. It is not just stiff rod, you can use it feel like your arm for sure.



Galahad TRAVEX 595S



Galahad 624B



Galahad TRAVEX 593S

Galahad TRAVEX

Jigging / 2pcs / 3 Lineup

We have created 2pics jigging rod Galahad-TRAVEX to achieve high portability while reducing cost of transport. TRAVEX have been retuned to be transferred your power to metal jig directory thanks to high repulsive force hidden in new blanks. Also, it will be bent from little farther than previous models, you can give a various kind of action to your metal jig as such as one pitch jerk, high pitch jerk or combination easier than before. These models are not only ideal for your fishing trips overseas but also great for your local waters. The sharp, yet flexible blank is best suited for anglers who prefer a speedy and quick action of your jigs.

Galahad TRAVEX 594S

Spec / Lure: Jig Max 240g Line: Max PE 4
Drag Max: 6.5kg/45°

Price:

If you aim kingfish or amberjack at near shore on expedition with around PE4, this 594S is the best choice. Lightness feeling of manipulation that is loaded as common characteristics of TRAVEX series enable you to handle long jig naturally at horizontally or to jerk jig aggressively at vertically. When you fish at fish bed with rough bottom or shallow area to aim tough target, you do not have to afraid to let it stop forcefully and aggressively without losing your initiative.



Galahad TRAVEX 593S

Spec / Lure: Jig Max 180g Line: Max PE 3
Drag Max: 5kg/45°

Price:

This is versatile stick to cover various method of jigging such as horizontally or vertically with around PE3. Thanks to sharpness and lightness of this blanks, you can enjoy manipulating your jig as you wish to. If you aim yellowtail or kingfish with metal jig up to 180g on 30~80m depth of water, the potential of 593S will be shown definitely. Although blanks of 593S seems slim and delicate, fish will be stopped and lifted by butt section which have been loaded massive power.



Galahad TRAVEX 595S

Spec / Lure: Jig Max 320g Line: Max PE 5
Drag Max: 8.5kg/45°

Price:


If you have plan to go to southern island of Japan or deep sea of overseas to aim large amberjack, dogtooth tuna or yellowfin tuna, please take 595S without hesitations. Tip section have been adjusted to become little flexible for increasing ability of manipulation and reducing burden of anglers when they jerk aggressively. Once huge fish is on, you will notice that it bends very smoothly and you might forget that it is 2pics grip jointed.



Galahad Spinning Model Detail

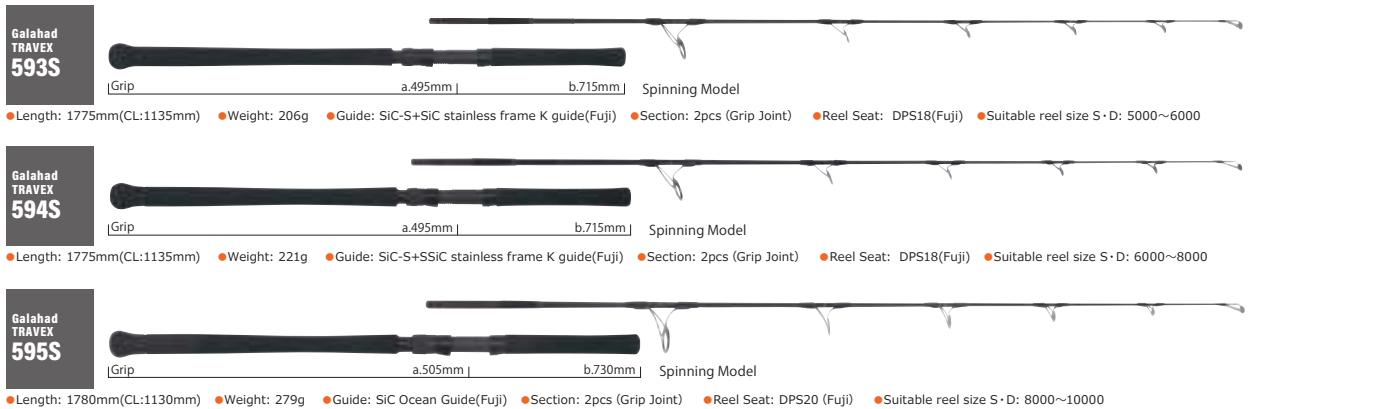


Galahad for Electric Reel Jigging Model Detail

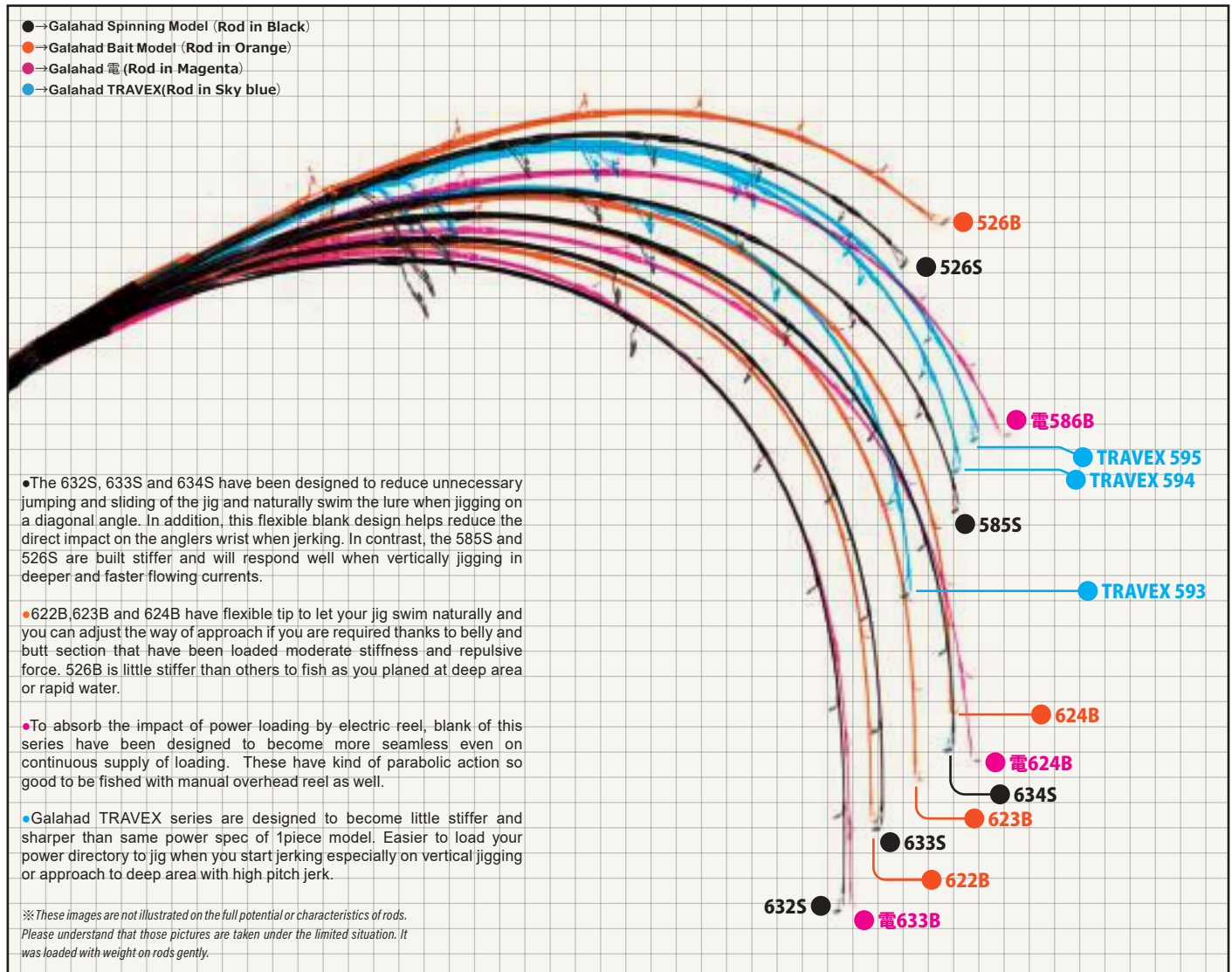


***Suitable electric reel** / We suggest suitable ER on this catalog according to capacity of line, power and balance of weight between reel and rod. Of course, you can use reel other than that we suggested on this catalog, it depend on your target which you aim on the depth of water where you fish at. So please check the maximal value of lure weight, line weight and Drag weight as a guide for selecting the best reel for yourself. You can also fish with standard type of overhead reel.

Galahad TRAVEX Jigging 2pcs Model Detail



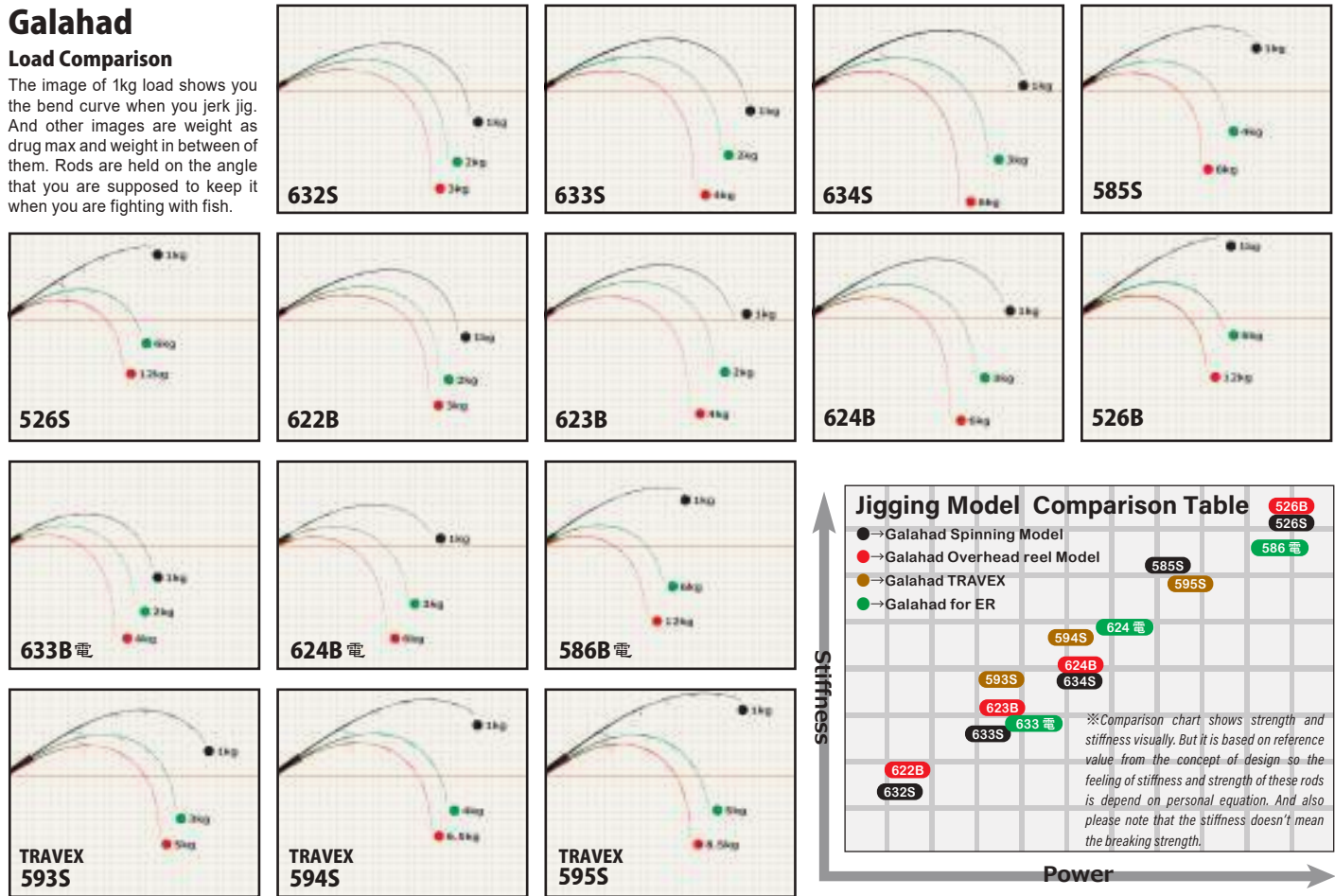
Galahad Load 3kg



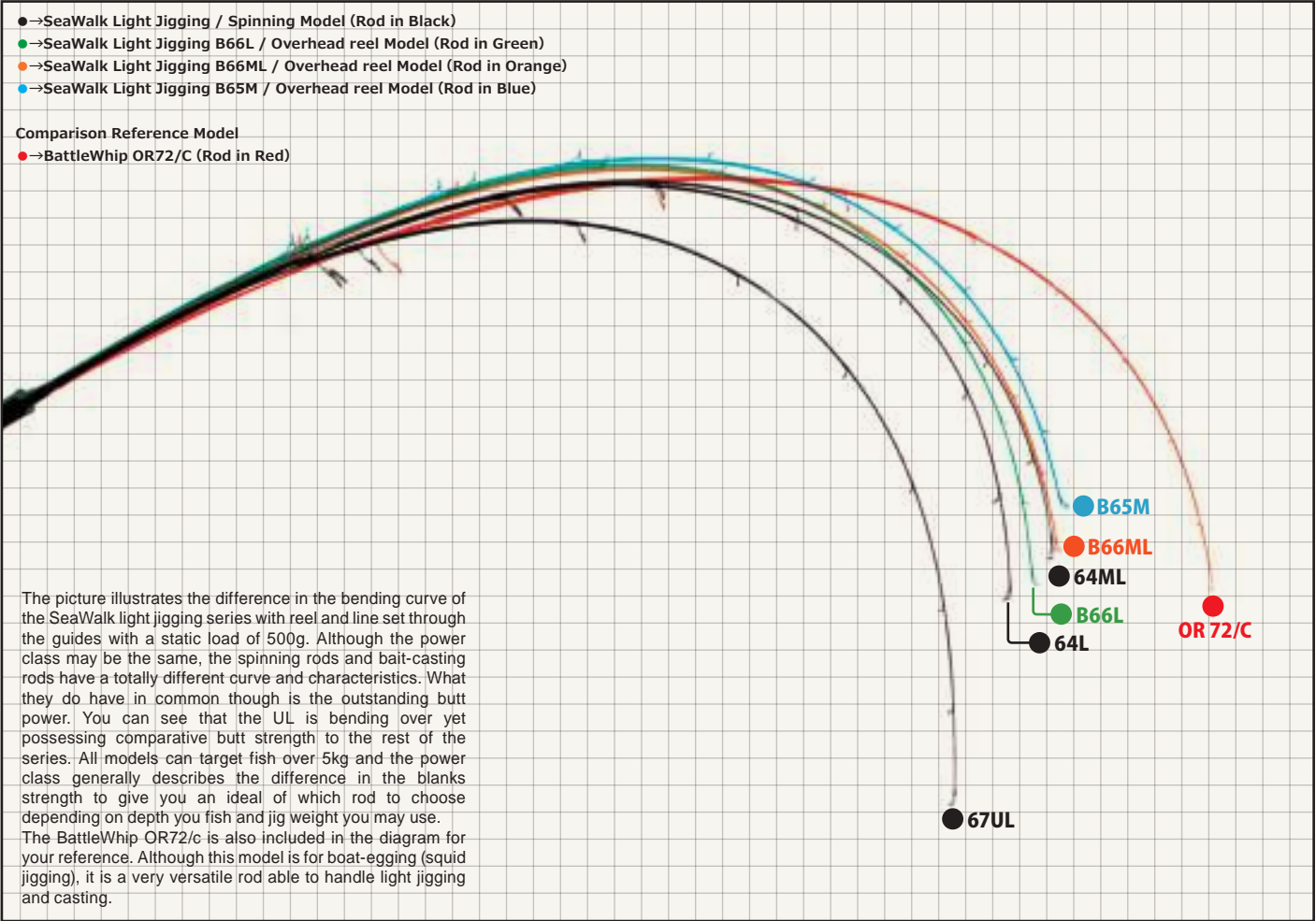
Galahad

Load Comparison

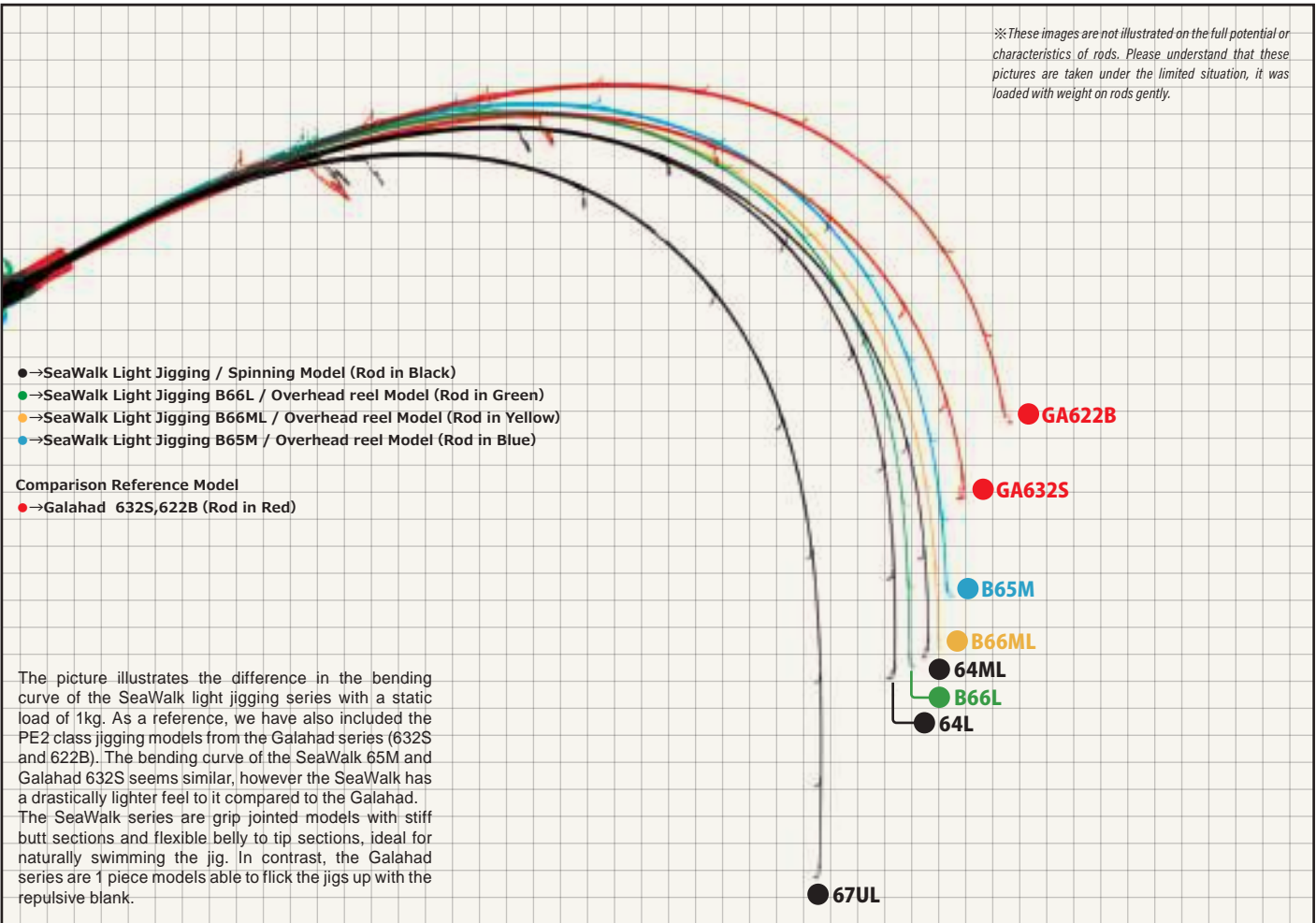
The image of 1kg load shows you the bend curve when you jerk jig. And other images are weight as drug max and weight in between of them. Rods are held on the angle that you are supposed to keep it when you are fighting with fish.



SeaWalk Light-Jigging Load 500g



SeaWalk Light-Jigging Load 1kg



New Model
SeaWalk
Tairubber
Coming Soon

In 2023, we will be releasing a new lineup built up of totally different concepts and designs for the SeaWalk Tairubber models.

This is not just an update from the previous models but a totally new series based on totally different concepts to match the fishing styles these days. The release is scheduled for 2023. Please standby and look forward to our most recent development and challenge we placed upon ourselves.

2023 New Series **SeaWalk Tairubber**



BlueSniper Boat Casting

81/2
70/2
72/3
79/3
75/4
82/4
82/6



BlueSniper Movies

85/4
Canary
81/6
Blacky
81/8
Blacky
81/10
Blacky



BlueSniper for Tuna Game Movies

About exchange of Blacky's grip end

※BRC22.0 is on the end of grip as a standard but you can select aluminum gimbal instead.
If you are interested in it, please make inquiries to dealer in your region.

BlueSniper BOAT CASTING

Boat Casting Model / 11 Lineup

The BlueSniper boat casting models are designed for all anglers to be able to easily cast and fight large species inhabiting the deep blue. In order to enjoy the boat casting game to target small-large Bluerunners, Kingfish and Tuna, it is vital for anglers to choose the right tackle balance which match your target size and fishing conditions. The lineup of the BlueSniper boat casting series have a vast array of models suitable from small Kayaks to even large charter boats. For all models, the common characteristics we pursued was light casting feel and the ability to easily fully load the rod with your weight.

These characteristics will surely be of advantage to you in the challenging off-shore boat game.

The BlueSniper boat casting series for Tuna are especially built to target Bluefin Tuna and Yellowfin Tuna. The overwhelming speed and torque of the Tuna will lead to a prolonged fight if your target takes initiative of the fight. It is absolutely imperative to continuously apply pressure on the fish by fully loading the blank with the full weight of the fish and the blank is designed to do exactly this.

All models also possess outstanding castability to shoot out the lures into feeding Tuna.

BlueSniper Icons



BlueSniper 82/6

BlueSniper 81/2

Spec / Lure: 15~50g Line: PE 2~3 Drag Max: 4kg/45°

Price:

This model will enable anglers to use lures not previously capable on its predecessor such as small sardine or 15cm size bait. The flexible tip allows usage on small lures and can still handle fish up to 10kg. Based on much wider range of lure capacity than previous series, you will be able to match the bait more than ever.



BlueSniper 70/2

Spec / Lure: 20~60g Line: PE 2~3 Drag Max: 4kg/45°

Price:

This is the short length model with high maneuverability. This is the one that will do great job, whereby the situations that needs you to cast from limited space such as small boat. The flexible tip enable anglers to cast lures around 15g in rhythmically and landing fish smoothly because of its length.



BlueSniper 79/3

Spec / Lure: 30~70g Line: PE 2~4 Drag Max: 5kg/45°

Price:

A technical rod by definition, this rod has incredible lure manipulation with a good casting feel. This has a tip section of a Pe 3 class but a Pe 4 class butt section. This combination has been very popular since inception in 2014. It has enough power to fight a blue fin tuna up to 20kg or a 10kg blue runner. During testing, we have caught a 40kg bluefin tuna. The potential of this rod is simply beyond imagination.



BlueSniper 82/4

Spec / Lure: 30~110g Line: PE 4~5 Drag Max: 8kg/45°

Price:

This rod has a greater range of lures from 30gm to 110gm. When load applied, it bends nicely enabling anglers to land the fish easily. Just like the 79/3, it also performs well as a standard rod for kingfish or yellowtail.



BlueSniper 72/3

Spec / Lure: 30~60g Line: PE 2~3 Drag Max: 5kg/45°

Price:

This is medium power class model which is easy to handle. If you aim bonito or other blue runner kind off the pleasure boat or kayak, you will be satisfied with handling ability and response speed of blanks. This is for the angler who feel that 79/3 is too strong or 70/2 is too mild. We believe that flexible and sensitive tip section of 72/3 let you manipulate small pencil bait or small cup mouth diving popper as like as your extended arm.



BlueSniper 75/4

Spec / Lure: 30~100g Line: PE 3~4 Drag Max: 7kg/45°

Price:

This is the short length model with good casting performance. Anglers will able to cast lures up to 80g with less force. And we believe that it will be helpful when you are in situation that your are required to cast from a limited space such as small boat.



BlueSniper 82/6

Spec / Lure: 50~130g Line: PE 5~6 Drag Max: 12kg/45°

Price:

The most powerful model of the Blue Sniper series. it can handle a huge kingfish and small GT. We have redesigned the whole rod to handle a greater lifting power but at the same time improving control of lures such as diving pencils. This is the one which enable anglers to lure fish technically, and also to keep fish under control and land speedy when they fight.



BlueSniper 85/4 Canary

Spec / Lure: 25~100g Line: PE 3~5 Drag Max: 8kg/45°

Price:

This is multiple and lighter model of Blacky series. As you can notice from "Canary" the name of 85/4, when you aim canary-colored fish as such as yellow fin tuna or kingfish, it will be the perfect partner of you. And you will be able to get enough distance to aim large fish with small lure such as less than 30g. When you do not want fish to run as it likes, powerful butt section will help you to stop the sudden run of lively fish and to pull it to surface quicker than you thought.



BlueSniper 81/8 Blacky

Spec / Lure: 45~120g Line: PE 6~8 Drag Max: 15kg/45°

Price:

This has been designed as a versatile tuna rod which can cast not only small lures matching the size of sardines but also medium lures size of Dorado or baby yellow tail. Although the belly section will be bent and enable you to hold it with 70° of angle, it will still has enough power to pull up a tuna to the surface. Of course, you can use this 81/8 for large king fish without loosing initiative.



BlueSniper 81/6 Blacky

Spec / Lure: 30~110g Line: PE 4~6 Drag Max: 13kg/45°

Price:

This is primarily a light tuna rod that enable to cast smaller lures which closely mimics actual baitfish. You can cast a small lure weighing 30g but it also has enough power to wrestle a tuna around 50kg. The same performance as currently blacky series, it has been designed to be bent nicely, and will correspond with the sudden run of big tuna, and to reduce the burden of anglers.



BlueSniper 81/10 Blacky

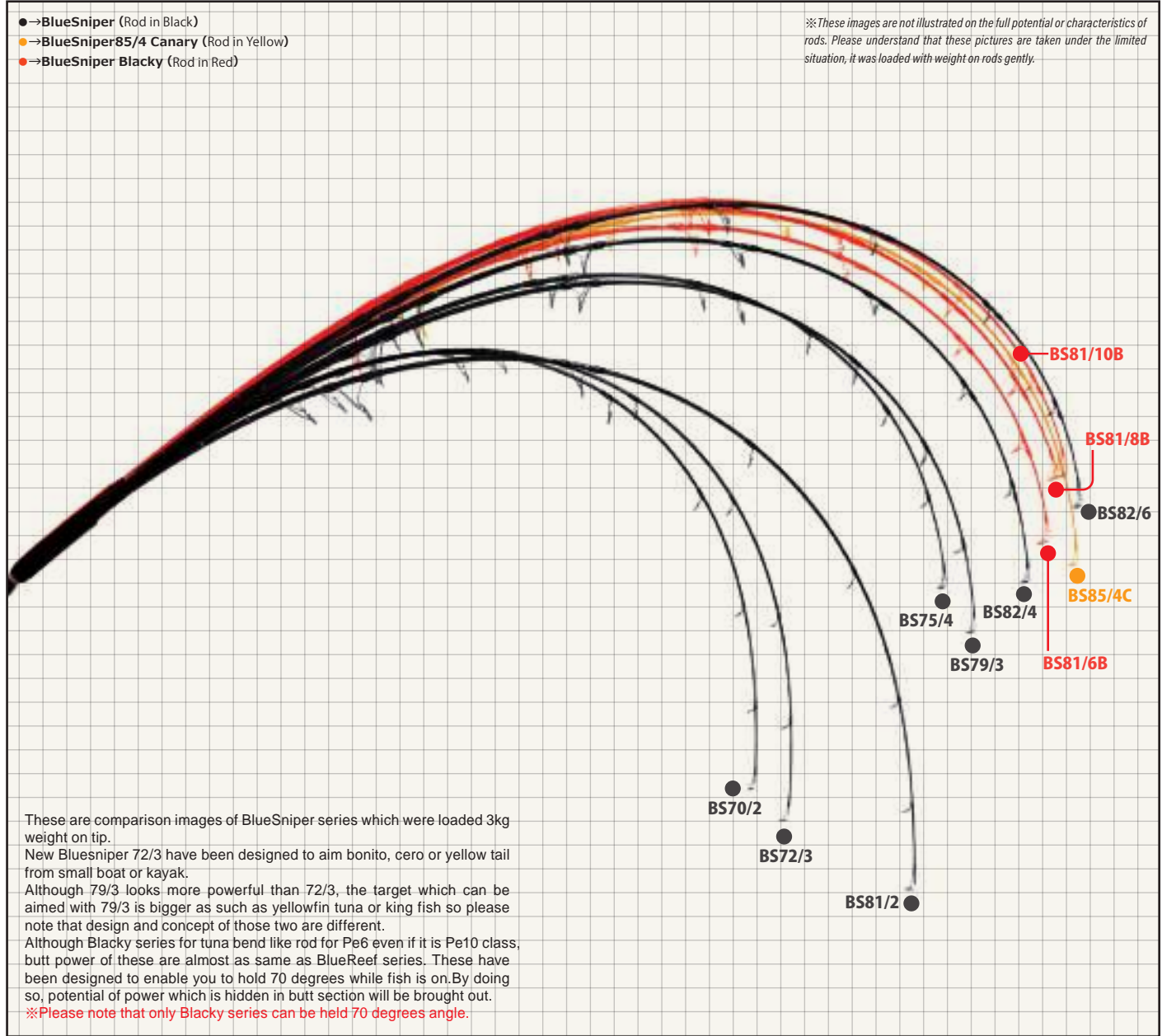
Spec / Lure: 50~130g Line: PE 8~10 Drag Max: 17kg/45

Price:


Rated at Pe 10 class for power, this rod targets big tunas around 100kg. The blank has more power than the 81/8 to enable casting lures up to 160g. Like the Blacky series, it bends nicely when loaded to endure the violent runs of tunas. 4ways carbon material are used on the butt section to reduce twisting of the blanks and adding another advantage during fights with big tuna.



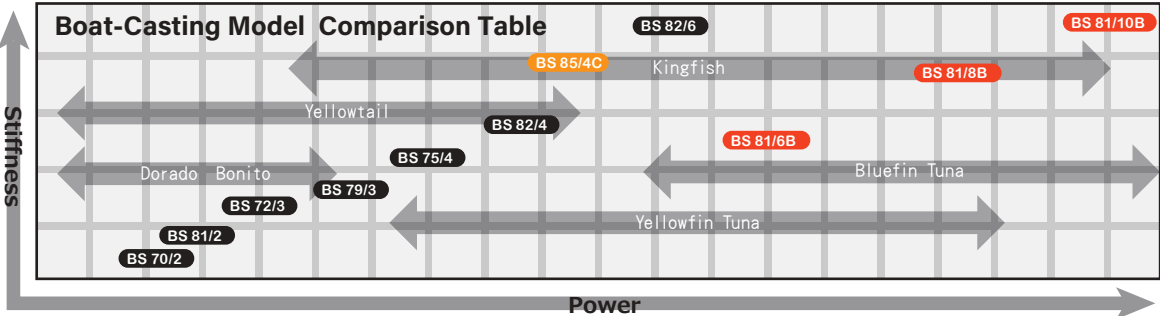
BlueSniper Boat Casting Load 3kg



BlueSniper Boat-Casting Rod Detail



BlueSniper Boat-Casting Canary & Blacky Rod Detail



Characteristic of rods for boat casting will be differed because of lure that you use, or style of your fishing. If you use diving pencil mainly, better choose rod with flexible tip or use popper mainly, better choose rod with stiff tip.

※Comparison chart shows strength and stiffness visually. But it is based on reference value from the concept of design so the feeling of stiffness and strength of these rods is depend on personal equation. And also please note that the stiffness doesn't mean the breaking strength.



Triceptor / Lupus / Special 3pcs Mobile & Trout Game & Limited Series

Triceptor 65ML SP/B
Triceptor 68M SP/B

Lupus 51 : Mountain Stream
Lupus 61 : Mountain Stream
Lupus 71 : Mountain Stream
Lupus 77 : Main Stream
Lupus 81 : Main Stream
Lupus 86M MonsterCherry : Main Stream

EARLY 103M LTD for Surf
EARLY 109MMH LTD for Surf
EARLY 105MH LTD for Surf
BlueCurrent 573H TZ/NANO PROFESSOR
BlueCurrent 663H TZ/NANO PROFESSOR
BlueCurrent 73 A11-Range TZ/NANO PROFESSOR
BlueCurrent 70Plug TZ/NANO PROFESSOR
BlueCurrent 70 TZ Trippers
BlueCurrent 60 Junior



Triceptor 3pcs Pack Rod

65ML
Spinning Model
65ML
Bait Model
68M
Spinning Model
68M
Bait Model



Triceptor Movies

Triceptor Icons

Expedition Carry-on luggage

3

PCS

 3PCS Multi PCS rod

Boat fishing

Seabass

Black Sea Bream

Rockfish

Snakehead

Triceptor

Triceptor / 3pcs Pack Rod / 4 Lineup

Triceptor series have been developed as 3pices pack rod for your expedition.Compact sticks with enough power to keep monster fish under control and high portability will not let you worry about fishing in place where you have never been to. Wide range of capacity of lure have been set on both 65ML and 68M to adjust the situation you will face on fishing trip. Durability and toughness are hidden in these 3 pieces of blanks with lightness, sharpness and sensitivity.

Triceptor 65ML 3pcs

Spec / Lure: Max 28g Line: Max 20lb

Price:

This 65ML 3pcs pack rod have been designed to let you cast small sized lure without any stress. Thanks to flexibility on tip and belly section, it is easy to make various kind of action such as combinations of jerking and twitching. Almost same power as 68M have been loaded on butt section, so you do not have to worry about unexpected huge fish. Although this is expedition rod for monster fish such as Barramundi, Toman or peacock bass, suits to seabass game off the boat, rockfish game or light game off the rocky shore.



Triceptor 68M 3pcs

Spec / Lure: Max 35g Line: Max 25lb

Price:

This is the one for expedition to aim monstrous fish such as Barramundi or Toman. If you are involved in long drawn-out battle with monstrous fish, you will not lose your initiative at all. Compared to 65ML, 68M have been designed to be little stiffer and sharper so you can get more accuracy and keep more concentration when you have to choose large and heavy lure. This 68M enable you to manipulate various kind of lures to aim not only target in fresh water but also target in salt water such as small trevally or dolphin fish.



Triceptor Rod Detail

Triceptor 65ML 3pcs

Length: 1975mm (CL: 695mm)

Weight: Spinning 109g / Overhead 125g

Guide : SiC-S Stainlee flame K guide(Fuji)

Joint : 3pcs (Spigot ferrule)

[Grip] a.325mm | b.410mm | Spinning Model

Spinning Model Reel seat : VSS17(Fuji) Suitable reel size D: LT2500~4000C / S: 3000

[Grip] a.335mm | b.440mm | Overhead reel Model

Overhead Reel Model Reel seat : PTS17(Fuji) Suitable reel size D:1000~2000 / S:200

Triceptor 68M 3pcs

Length: 2035mm (CL: 715mm)

Weight: Spinning 127g / Overhead 131g

Guide : SiC-S Stainless flame K guide (Fuji)

Joint : 3pcs (Spigot ferrule)

[Grip] a.335mm | b.420mm | Spinning Model

Spinning Model Reel seat : VSS17(Fuji) Suitable reel size D: LT4000C / S: 4000

[Grip] a.340mm | b.445mm | Overhead reel Model

Overhead Reel Model Reel seat : PTS17(Fuji) Suitable reel size D: 1000~2000 / S: 200



Lupus Trout

- 51 Mountain Stream
- 61 Mountain Stream
- 71 Mountain Stream
- 77 Main Stream
- 81 Main Stream
- 86M Main Stream Monster Cherry



▶ Lupus Movies

TORZITE Fuji

Lupus Icons



Lupus

Lupus / Trout Game / 6 Lineup

The Lupus series are designed to cover the river systems from headwaters to the main-stream and possess the controllability required to maneuver the minnows to induce the bites in the intricate river currents.

The sharp castability and the seamless bending curve will assist anglers to adequately twitch the lures in the strong currents, while the powerful butt section will smoothly pump the fish towards you. Yamaga Blanks believe that these are necessary qualities required in the river game. The Mountain-Stream models are for smaller streams running in the mountains and the Main-Stream models are for your larger rivers to target salmon and trout.

Lupus Mountain Stream Model

Lupus 51 Mountain Stream Model

Spec / Lure: 1~7g Line: 2~6lb Class

Price:

This is short length trout rod to perform at its full potential on the mountain stream as known as small and varied. We have been loaded high ability of cast and manipulation of lure to fish on headwaters of mountain stream where the tough for anglers. You will be able to cast comfortably and once you have hooked fish up no matter how big it is, you will be fascinated with power and beautiful bending curve. It will be also recommended if you fish on the river where restricted area such as narrow and bushy in summer time.



Lupus 61 Mountain Stream Model

Spec / Lure: 2~10g Line: 3~8lb Class

Price:

This is the basic length model to cover various situation on the river. One of the remarkable characteristic of Lupus 61 is wide range of use of lures to search selective trout in various ways. You will be able to cast lightly without any stress while being loaded enough power on butt section to keep large trout under control. We believe that you will never leave it behind when you go to fish because of potential within blanks.



Lupus 71 Mountain Stream Model

Spec / Lure: 3~12g Line: 4~10lb Class

Price:

This is the one for wide and deep river. This is well balanced middle length trout rod which is good to be used at not only just wide area but also pool or back water of dam. You will keep large trout under control with its powerful butt section and you will be able to hook small trout up smoothly with its sensitive and flexible tip section. Of course it have been loaded versatility to manipulate not only minnow but also spoon.



Lupus Main Stream Model

Lupus 77 Main Stream Model

Spec / Lure: 4~25g Line: 6~20lb Class

Price:

This is light class rod for Cherry Salmon. This will be matched to fish on main stream not only Cherry Salmon but also to large Yamame or Rainbow trout larger than 60cm, even good for land locked cherry salmon. This have been loaded more flexibility than other model so there will be less chance of hooking off. We believe that this is excellent light class rod to sense small bite and full of potential of this rod will be taken out when tough situation that angler have to concentrate on contact from fish which might be able to get only once a day.



Lupus 81 Main Stream Model

Spec / Lure: 5~28g Line: 8~20lb Class

Price:

81 is good to be used with every kinds of minnows or sinking pencil and remarkable characteristic of it is sensitive tip section with superb sharpness which is enable anglers to manipulate lure at their own will and set hook on easily even lure is in the rapid current. These have been loaded high versatility which is enable angler to use plugs or spoons for Cherry Salmon with amazing cast feeling.



Lupus 86M Monster Cherry

Spec / Lure: 8~30g Line: 10~24lb Class

Price:

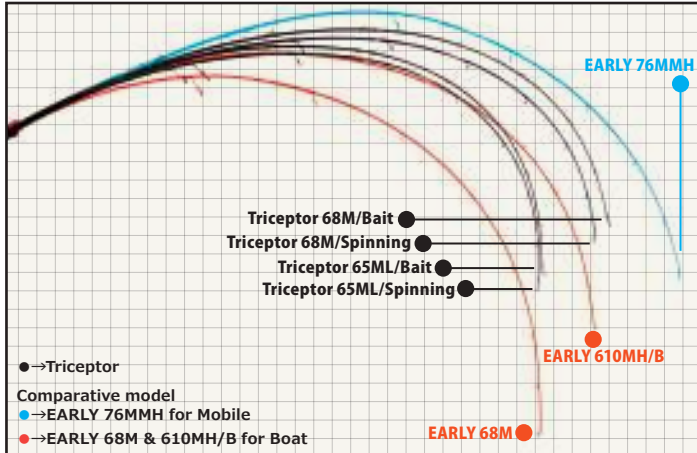
86 Monster Cherry will suit to the monster hunter who is aiming at trophy fish over 70cm. Compared to other 3 models, this 86 Monster Cherry have been loaded huge power on it. It have gotten more than enough butt power to fight against monster fish without losing sharpness to cast rhythmically, sensitivity to manipulate lure delicately. We can proudly say that this would be flagship model of Lupus series. We have built this up with the knowledge and experiences that have been cultivated from fishing for big one in saltwater so that this is more than enough to be called Monster Cherry for sure.



Lupus Rod Detail



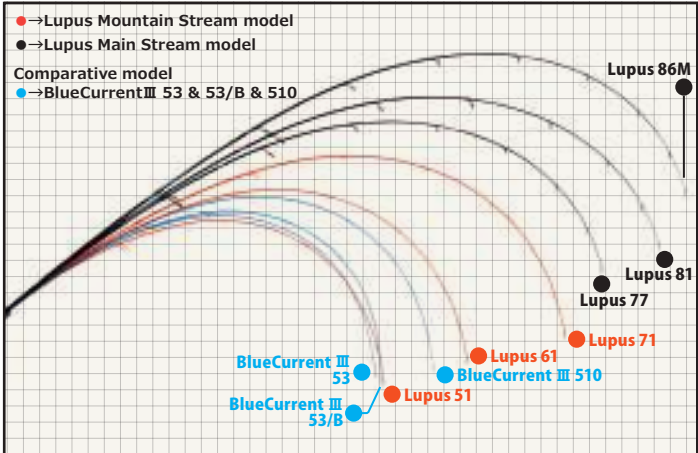
Triceptor 3pcs Load 1kg



The picture illustrates the difference in the bending curve of the Triceptor 3pcs pack-rods with a static load of 1kg. For reference we have included similar rods of Early 68M, 610MH/B for boat, and Early 76MMH for Mobile. The Triceptor are models designed to target your exotic species on the other side of the world. Compared to how light it may seem when casting and maneuvering the lure, the butt section is well beyond the M or ML class power. If you're traveling, we also recommend the Early76MMH for Mobile. The Early68M for boat is a model suited to animate your lure consecutively. When compared to the other rods in this diagram, it is the most ideal rod to maneuver your lure.

※These images are not illustrated on the full potential or characteristics of rods. Please understand that these pictures are taken under the limited situation, it was loaded with weight on rods gently.

Lupus Load 250g



The picture illustrates the difference in the bending curve of the Trout models in the Lupus series with a static load of 250g. For reference, we have also included the Trout models of 53 and 510 in the BlueCurrent III series. Although these 3 models from the BlueCurrent series are easy to twitch your minnows, it is no comparison to the Lupus series, which were designed for minnowing. The bending curve does not necessarily represent every aspect of the rod so please consider it as a guide to give you an idea.



Limited Series & International Model



LTD Movies

EARLY 103M LTD for Surf

Spec / Lure: 8~42g Line: PE 0.8~1.5

Price:

This is a limited model especially tuned with the highest-grade components to bring out the true potential of the EARLY 103 blank built for surf casting. In order to reduce the weight of the tip, we have changed the guides from SiC-S stainless steel K guides to SiC-S titanium frame. In addition, the butt guide has also been changed to the RV guide which will drastically reduce the flickering of the tip and will smoothly exert line. These upgrades will truly be of advantage to you in the vast surf game to cast further with heightened sensitivity.



EARLY 109MMH LTD for Surf

Spec / Lure: 8~50g Line: PE 1~2

Price:

This is a limited edition of the EARLY 109MMH with the upgrades in guides, like the 103M limited, and customized the grip from a straight style to a separate grip. Compared to the standard model, the rebalanced limited edition will enable anglers to cast farther with less effort allowing for you to fish all day long without any stress. The outstanding castability of the standard model has been refined to cast farther, easier and with more accuracy.



EARLY 105MH LTD for Surf

Spec / Lure: 10~50g Line: PE 1~2

Price:

All 3 models in the EARLY limited edition have been built up of the same blank as the standard models, however the tuning of the components have drastically solidified the experience and potential of the original blank. This 105MH Limited edition is no exception with the honing of its sensitivity and technical controllability of heavy lures. We present this rod to those hard-core anglers out there who are in pursuit of the true essence of the intricate surf game.



BlueCurrent 57 JH TZ/NANO PROFESSOR

Spec / Lure: JH ~5g Line: PE~0.4 / NY • FC 1~3lb

Price:

The 57JH is especially designed to utilize light weight jig-head rigs with outstanding castability, control and sensitivity. The sharp blank will surely assist anglers for close range targets which are reluctant to bite. The blank is not only sensitive and flexible but the butt section is also powerful enough to withstand any unexpected encounters. Its not just a rod to target small species, but an aggressive ultra light class rod.



BlueCurrent 66 JH TZ/NANO PROFESSOR

Spec / Lure: JH 0.2~6g Line: PE~0.4 / NY • FC 1~3lb

Price:

The 66JH is a specialized model for use with jig-head rigs with sharp and hyper sensitive characteristics. Although it is flexible, the blank possesses a sharp casting feel and will enable anglers to easily control the light jig-heads. This sharpness will also assist you to cast with pinpoint accuracy and transmit the subtle information of currents and water pressure through the blank. It is an ideal choice for light gamers who prefer a more aggressive approach. We are confident that the sharpness in the blank will bring out the best in your abilities.



BlueCurrent 73 All-Range TZ/NANO PROFESSOR

Spec / Lure: 0.5~12g Line: PE 0.2~0.6

Price:

The 73All-Range is a light~middle class versatile rod able to handle various species around the world utilizing various fishing methods. By shortening and sharpening the 85TZ/NANO All-Range, this has allowed for a more technical approach. The enhanced response and controllability of the rod has enabled easier use of jig-heads, various rigs, hard bodied lures and even small egi (squid jigs). We hope you have a chance to take hold of this sharp and highly resilient blank in the field.



BlueCurrent 70 Plug TZ/NANO PROFESSOR

Spec / Lure: Plug MAX 7.8g / ComfortWeight 1.6~4.5g Line: PE 0.2~0.4

Price:

The 70Plug is a plugging model to target Japanese Horse Mackerel and Japanese rock fish with hard bodied lures. It is suitable for use with surface type plugs which are effective when the fish are feeding on Krill and the controllability of super small top water lures are exceptional. The response of the blank is also outstanding for twitching small minnows and the flexibility will drastically reduce miss-bites from your target.



BlueCurrent 60 Junior

Spec / Lure: ~7g Line: PE 0.3~0.8

Price:

This is the BlueCurrent series kids model. We have enhanced the strength of the blank and it is absolutely value for money. We can strongly recommend this rod for fishing enthusiasts and kids who are not bound to one type of fishing style but those who can enjoy not only the lure game but also utilize bait for when the fishing is slow.



BlueCurrent 70 TZ Trippers

Spec / Lure: ~12g Line: PE 0.3~0.8

Price:

This is a 4 piece light game model for travelling anglers around the world. You will be able to experience first handedly Yamaga Blanks state of the art designs in this pack-rod which possesses a strong butt section yet allowing the whole rod to smoothly bend. Although the rod may feel stiff, the flexibility of the blank creates a beautiful bending curve and is suitable for not only salt-water species but also trout and even large mouth bass in fresh-water environments.



YAMAGA Blanks International FWP-90H for Flesh water Predator

Spec / Lure: 20~100g Line: MAX PE 3

Price:

This versatile model is specially designed for big fresh water predators like pike, hucho, catfish etc. Powerful, light and precise. During testing in the European area, we have focused on the guide diameter that it could be used without stress even in extremely cold areas where the guide would be frozen. Also it has enough power to cast big lures up to 100g, but in the other way sensitive enough to fish with small and light lures around 20g. When you require to cast long distance with big lures, specially on wide rivers targeting big hucho, with this rod it is not a problem anymore. FWP-90H has been designed to cast big jig heads, minnows from 10 to 20cm or heavy sponge lures for hucho.

Limited Series Rod Detail

EARLY 103M LTD

[Grip]a.420mm | b.555mm |

Spinning Model

●Length: 3150mm (CL: 1610mm) ●Weight: 176g ●Guide: SiC-S Titanium flame K Guide(Fuji)+Butt Guide: RV Guide (Fuji) ●Section:2pcs (Put over Ferrule) ●Reel seat: VSS17 (Fuji) ●Suitable reel size D:LT4000C~5000C / S:4000~C5000

EARLY 109MMH LTD

[Grip]a.455mm | b.585mm |

Spinning Model

●Length: 3295mm (CL: 1690mm) ●Weight: 190g ●Guide: SiC-S Titanium flame K Guide(Fuji)+Butt Guide: RV Guide (Fuji) ●Section:2pcs (Put over Ferrule) ●Reel seat: VSS17 (Fuji) ●Suitable reel size D:LT4000C~5000C / S:4000~C5000

EARLY 105MH LTD

[Grip]a.455mm | b.585mm |

Spinning Model

●Length: 3180mm (CL: 1630mm) ●Weight: 192g ●Guide: SiC-S Titanium flame K Guide(Fuji)+Butt Guide: RV Guide (Fuji) ●Section:2pcs (Put over Ferrule) ●Reel seat: VSS17 (Fuji) ●Suitable reel size D:LT4000C~5000C / S:4000~C5000

BlueCurrent 57 JH PROFESSOR

[Grip]a.205mm | b.270mm |

Spinning Model

●Length: 1715mm (CL: 875mm) ●Weight: 58g ●Guide: TORZITE titanium frame K Guide (Fuji) ●Section: 2pcs (Spigot Ferrule) ●Reel seat: VSS16(Fuji) ●Suitable reel size D:LT1000~2000 / S:1000~C2000

BlueCurrent 66 JH PROFESSOR

[Grip]a.265mm | b.330mm |

Spinning Model

●Length: 1990mm (CL: 1020mm) ●Weight: 63g ●Guide: TORZITE titanium frame K Guide (Fuji) ●Section: 2pcs (Spigot Ferrule) ●Reel seat: VSS16(Fuji) ●Suitable reel size D:LT1000~2000 / S:1000~C2000

BlueCurrent 73 All Range PROFESSOR

[Grip]a.275mm | b.340mm |

Spinning Model

●Length: 2225mm (CL: 1135mm) ●Weight: 73g ●Guide: TORZITE titanium frame K Guide (Fuji) ●Section: 2pcs (Spigot Ferrule) ●Reel seat: VSS16(Fuji) ●Suitable reel size D:LT2000~2500C / S:2000~2500

BlueCurrent 70 Plug PROFESSOR

[Grip]a.275mm | b.340mm |

Spinning Model

●Length: 2140mm (CL: 1090mm) ●Weight: 67g ●Guide: TORZITE titanium frame K Guide (Fuji) ●Section: 2pcs (Spigot Ferrule) ●Reel seat: VSS16(Fuji) ●Suitable reel size D:LT2000 / S:2000~C2500

BlueCurrent 70 TZ Trippers

[Grip]a.275mm | b.340mm |

Spinning Model

●Length: 2145mm (CL: 560mm) ●Weight: 72g ●Guide: TORZITE titanium frame K Guide (Fuji) ●Section: 2pcs (Spigot Ferrule) ●Reel seat: VSS16(Fuji) ●Suitable reel size D:LT1000~2000 / S:C2000~2500

BlueCurrent 60 Junior

[Grip]a.240mm | b.300mm |

Spinning Model

●Length: 1830mm (CL: 940mm) ●Weight: 62g ●Guide: Alconite Stainless frame K Guide(Fuji) ●Section: 2pcs (Put over Ferrule) ●Reel seat: IPS16 (Fuji) ●Suitable reel size D:LT1000 / S:1000(C2000)

YAMAGA Blanks International FWP-90H

[Grip]a.445mm | b.585mm |

Spinning Model

●Length: 2670mm (CL: 1415mm) ●Weight: 208g ●Guide: SiC-S Stainless frame K guide(Fuji) ●Section:2pcs (Put over Ferrule) ●Reel seat: DPS18 (Fuji) ●Suitable reel size D:3000~4000 / S:4000~5000

2022 YAMAGA Blanks ORIGINAL GOODS

NEW 2022 YB T-shirt

Price :
size : M/L/XL Cotton 100% (5.6oz)



YB Light Weight Dry Zip Hoodie

size : M/L/XL Price :



Polyester100%
UVcut (SPF20) With function
Light weight full zip hoodie

NEW YB SUMMER MESH CAP

size : Free Price :



Nanowing®(water repellent fabric)
issued(Cotton100%)

YB Flat Visor Cap size : Free Price :



Black
YB Logo
(Embroidered in White)

Navy
YB Logo (Embroidered in White)

Camo
YB Logo
(Embroidered in Black)

Black
YB Logo (Embroidered in Black)

YB Flat Visor Mesh Cap size : Free Price :



Charcoal Grey
YB Logo (Embroidered in Black)

Multicam Black
YB Logo (Embroidered in Black)

NEW YB Original Dry Polo Shirt

Price :
size : M/L/XL Polyester100%



NEW YAMAGA Blanks x Stream Trail YB Waterproof Gear-Pack

Price :

Material : PVC100%
capacity : 10L
Size :
W34cm×H48cm×D13cm
Function :
Waterproof sealing process
Can be washed with water
Waterproof (level 2)
※It is not waterproof product.



YB Original logo T-shirt for Boys & Girls

Child size : 130cm/150cm Cotton100% (5.6oz)
Price :



NEW YAMAGA Blanks RDL HAT size : Free Price :



Polyester100%
This product is made of
「CORDURA®」 which have lightness,
high disabilities, wear resistance
and water repellency.
※It is not waterproof product.



YB Zoom Shaft

Price :

Telescopic type / 8pcs
weight: 310g
Deployment length: 2900mm
Closed size: 455mm

It is a telescopic type landing shaft
that originated YAMAGA Blanks. Although
it is compact in size, moderate stiffness
and strength, and can be used widely
from light games to sea bass.

YB Self-inflating Life Jacket

Neck over type

Size : Free
Color: Black

Price :



Embroidery Emblem

(Iron ons type)

Price :



YB ORIGINAL POUCH

Price :

Size : W:90mm
H:145mm
D:50mm

Material : Polyester
(Lining : Nylon)

Carabiner and strap with it to
attach your life vest or belt.
Water stop double zipper
※It is not waterproof product.



NEW Cutting Sticker

M : 6 Color Price :

Size : 309mm×127mm (Sticker body size : 300mm×117mm)

S : 8 Color Price :

Size : 182mm×76mm (Sticker body size : 173mm×67mm)

①YB Orange

M size & S size

②Ice Blue

M size & S size

③Aurora Turquoise

S size Only

④Aqua Sunrise

S size Only

⑤Gun Black

M size & S size

⑥Snow White


M size & S size

⑦Scratch Silver

M size & S size

⑧Scratch Gold

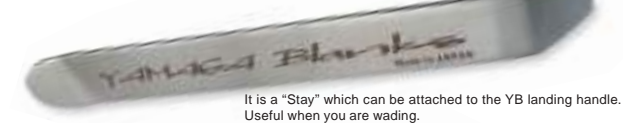
M size & S size



YB Landing Handle・Stay

Price :

Material: Stainless (SUS316L)
Size : W20mm×H44mm×D165mm
weight : 58g

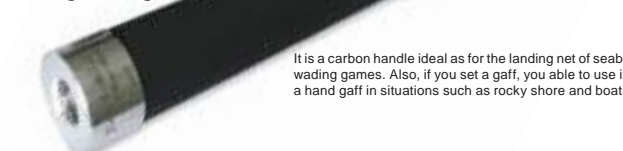


It is a "Stay" which can be attached to the YB landing handle.
Useful when you are wading.

YB Landing Handle


Price :

Body : Made of carbon
Surface : Rubber processing
Screw standard : W 1/2
length : 275mm
weight : 144g



It is a carbon handle ideal as for the landing net of seabass
wading games. Also, if you set a gaff, you able to use it as
a hand gaff in situations such as rocky shore and boats.

YB Shoulder Belt Price :



PG Rod Belt Power grip with Neoprene Rod belt



L 40mm×350mm 1set:2pcs

Price :

LL 99mm×500mm 1set : 1pcs

Price :

This is Rod belt that Antiskid rubber have been sewn on part of it. You can use it as
rod belt ordinarily situation, and if the joint was fixed too tight, please grab and twist
with antiskid rubber to separate them. Incredible power of grip will help you to
separate them in each piece safely. If the rod got wet, the performance of antiskid
will not be decreased. Please take one of them to next fishing trip for just in case.

Rod Belt

Material : Neoprene & Piece of Velcro
Color : Black



S 26mm×190mm 1set:2pcs Price :

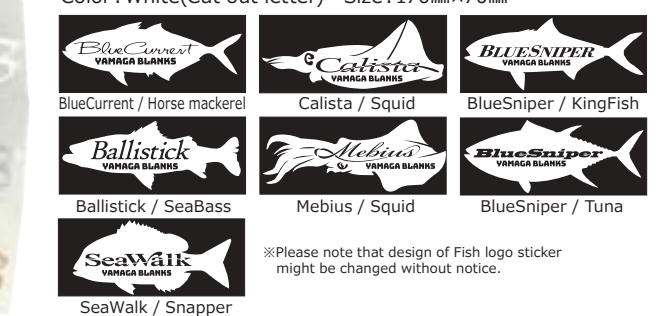
L 40mm×350mm 1set:2pcs Price :

LL 99mm×500mm 1set:1pc Price :

LL 99mm×500mm 1set:2pcs Price :

Fish Logo Sticker

Color : White(Cut out letter) Size : 170mm×70mm



BlueCurrent / Horse mackerel

Calista / Squid

BlueSniper / KingFish

Ballistick / SeaBass

Mebius / Squid

BlueSniper / Tuna

※Please note that design of Fish logo sticker
might be changed without notice.



Support / After Service



Precautions for use

- Do not cast with tangled line or line trouble in the reel. This may cause the rod to break. Furthermore, if you miss or forget to put the line through a guide, this may result in damage or breakage of your rod.
- If you continue to reel in your rig (lure, popper, jig etc) after it has reached the top guide, this will cause the rod to break.
- If you force the joint section of the rod when joining together, this will cause cracking or splitting of the joints.
- If you use the rod while the joint section is still loose, this may cause breakage.
- If the joint section is stuck together, use a rubber sheet for added grip while twisting away from each other.
- Beware of power cables, overhead power lines or phone lines. The material (carbon) will easily pass through electricity causing serious injury or death.
- If you hear or see lightning approaching while in use, pack the rod away or stay away from the rod. Lightning may strike causing serious injury or death.

Maintenance and storage

- Wash rod with running water to rid of any filth and salt. Then wipe off any excess water. If you store your rod without wiping off excess water, this may cause blisters on the blank. Storage in well ventilated are as with no high temperature.
- Please do not leave the rod in your vehicle for long durations in summer. This will cause blisters and warping of the blank.

Contents in this catalog

- Include accurate specifications of rods, written in accordance with the regulations set by the Japanese National Fishing Rod Fair Trade Conference.
- Prices and specifications listed on this catalog may be altered without notice.
- The colors presented in the pictures may differ from the actual color. Furthermore, some products are prototype rods in the developmental stage and may differ when it reaches the final product.

Requesting repairs

- Please be aware that personally modified rods will not be covered by warranty (even if it is within the warranty period).
- If you are requesting for repair, please send in the whole rod (not just the section of the breakage).

Repairing and After service

- Please take or send products which is required repairing to sales outlet. At that moment, please send a whole rod (not only the section of the breakage)
- Please be aware that any rod that was personally modified will not be covered by warranty (even if it is under warranty)
- Any repairing that we have judged as changed/tampered the specification or made to order is unacceptable.

About contents on this catalog

- Specifications might be changed without previous notice.
- Some of images on this catalog are proto type so it might be different from actual products.
- Images on this catalog might be different from actual products depend on condition of printing.

YAMAGA Blanks
Official Web Site

<https://yamaga-blanks.com/>



YAMAGA Blanks
Movies



<https://www.youtube.com/user/YAMAGABlanks>



ID @YAMAGABlanks.JP

ID yamagablanks_official



YAMAGA TSURIGU Co.,LTD
YAMAGA Blanks
945 OBARU YAMAGA-CITY
KUMAMOTO-PREF 861-0543 JAPAN
E-Mail: info@yamaga-blanks.com



About YAMAGA Blanks