

BlueSniper Boat Casting

BlueSniper BOAT CASTING

Boat Casting Model / 11 Lineup

The BlueSniper boat casting models are designed for all anglers to be able to easily cast and fight large species inhabiting the deep blue. In order to enjoy the boat casting game to target small-large Bluerunners, Kingfish and Tuna, it is vital for anglers to choose the right tackle balance which match your target size and fishing conditions. The lineup of the BlueSniper boat casting series have a vast array of models suitable from small Kayaks to even large charter boats. For all models, the common characteristics we pursued was light casting feel and the ability to easily fully load the rod with your weight.

These characteristics will surely be of advantage to you in the challenging off-shore boat game.

The BlueSniper boat casting series for Tuna are especially built to target Bluefin Tuna and Yellowfin Tuna. The overwhelming speed and torque of the Tuna will lead to a prolonged fight if your target takes initiative of the fight. It is absolutely imperative to continuously apply pressure on the fish by fully loading the blank with the full weight of the fish and the blank is designed to do exactly this.

All models also possess outstanding castability to shoot out the lures into feeding Tuna.

BlueSniper Icons



BlueSniper 81/2

Spec / Lure: 15-50g Line: PE 2-3 Drag Max: 4kg/45°

Price:

This model will enable anglers to use lures not previously capable on its predecessor such as small sardine or 15cm size bait. The flexible tip allows usage on small lures and can still handle fish up to 10kg. Based on much wider range of lure capacity than previous series, you will be able to match the bait more than ever.



BlueSniper 70/2

Spec / Lure: 20-60g Line: PE 2-3 Drag Max: 4kg/45°

Price:

This is the short length model with high maneuverability. This is the one that will do great job, whereby the situations that needs you to cast from limited space such as small boat. The flexible tip enable anglers to cast lures around 15g in rhythmically and landing fish smoothly because of its length.



BlueSniper 79/3

Spec / Lure: 30-70g Line: PE 2-4 Drag Max: 5kg/45°

Price:

A technical rod by definition, this rod has incredible lure manipulation with a good casting feel. This has a tip section of a Pe 3 class but a Pe 4 class butt section. This combination has been very popular since inception in 2014. It has enough power to fight a blue fin tuna up to 20kg or a 10kg blue runner. During testing, we have caught a 40kg bluefin tuna. The potential of this rod is simply beyond imagination.



BlueSniper 82/4

Spec / Lure: 30-110g Line: PE 4-5 Drag Max: 8kg/45°

Price:

This rod has a greater range of lures from 30gm to 110gm. When load applied, it bends nicely enabling anglers to land the fish easily. Just like the 79/3, it also performs well as a standard rod for kingfish or yellowtail.



BlueSniper 72/3

Spec / Lure: 30-60g Line: PE 2-3 Drag Max: 5kg/45°

Price:

This is medium power class model which is easy to handle. If you aim bonito or other blue runner kind off the pleasure boat or kayak, you will be satisfied with handling ability and response speed of blanks. This is for the angler who feel that 79/3 is too strong or 70/2 is too mild. We believe that flexible and sensitive tip section of 72/3 let you manipulate small pencil bait or small cup mouth diving popper as like as your extended arm.



BlueSniper 75/4

Spec / Lure: 30-100g Line: PE 3-4 Drag Max: 7kg/45°

Price:

This is the short length model with good casting performance. Anglers will able to cast lures up to 80g with less force. And we believe that it will be helpful when you are in situation that your are required to cast from a limited space such as small boat.



BlueSniper 82/6

Spec / Lure: 50-130g Line: PE 5-6 Drag Max: 12kg/45°

Price:

The most powerful model of the Blue Sniper series. it can handle a huge kingfish and small GT. We have redesigned the whole rod to handle a greater lifting power but at the same time improving control of lures such as diving pencils. This is the one which enable anglers to lure fish technically, and also to keep fish under control and land speedy when they fight.



- 81/2
- 70/2
- 72/3
- 79/3
- 75/4
- 82/4
- 82/6



BlueSniper Movies

- 85/4 Canary
- 81/6 Blacky
- 81/8 Blacky
- 81/10 Blacky



BlueSniper for Tuna Game Movies

About exchange of Blacky's grip end
 ※BRC22.0 is on the end of grip as a standard but you can select aluminum gimbal instead.
 If you are interested in it, please make inquiries to dealer in your region.

BlueSniper 85/4 Canary

Spec / Lure: 25~100g Line: PE 3~5 Drag Max: 8kg/45°

Price:

This is multiple and lighter model of Blacky series. As you can notice from "Canary" the name of 85/4, when you aim canary-colored fish as such as yellow fin tuna or kingfish, it will be the perfect partner of you. And you will be able to get enough distance to aim large fish with small lure such as less than 30g. When you do not want fish to run as it likes, powerful butt section will help you to stop the sudden run of lively fish and to pull it to surface quicker than you thought.



BlueSniper 81/8 Blacky

Spec / Lure: 45~120g Line: PE 6~8 Drag Max: 15kg/45°

Price:

This has been designed as a versatile tuna rod which can cast not only small lures matching the size of sardines but also medium lures size of Dorado or baby yellow tail. Although the belly section will be bent and enable you to hold it with 70° of angle, it will still has enough power to pull up a tuna to the surface. Of course, you can use this 81/8 for large king fish without losing initiative.



BlueSniper 81/6 Blacky

Spec / Lure: 30~110g Line: PE 4~6 Drag Max: 13kg/45°

Price:

This is primarily a light tuna rod that enable to cast smaller lures which closely mimics actual baitfish. You can cast a small lure weighing 30g but it also has enough power to wrestle a tuna around 50kg. The same performance as currently blacky series, it has been designed to be bent nicely, and will correspond with the sudden run of big tuna, and to reduce the burden of anglers.




BlueSniper 81/10 Blacky

Spec / Lure: 50~130g Line: PE 8~10 Drag Max: 17kg/45°

Price:


Rated at Pe 10 class for power, this rod targets big tunas around 100kg. The blank has more power than the 81/8 to enable casting lures up to 160g. Like the Blacky series, it bends nicely when loaded to endure the violent runs of tunas. 4ways carbon material are used on the butt section to reduce twisting of the blanks and adding another advantage during fights with big tuna.



BlueSniper Boat Casting Load 3kg

- BlueSniper (Rod in Black)
- BlueSniper85/4 Canary (Rod in Yellow)
- BlueSniper Blacky (Rod in Red)

※These images are not illustrated on the full potential or characteristics of rods. Please understand that these pictures are taken under the limited situation, it was loaded with weight on rods gently.



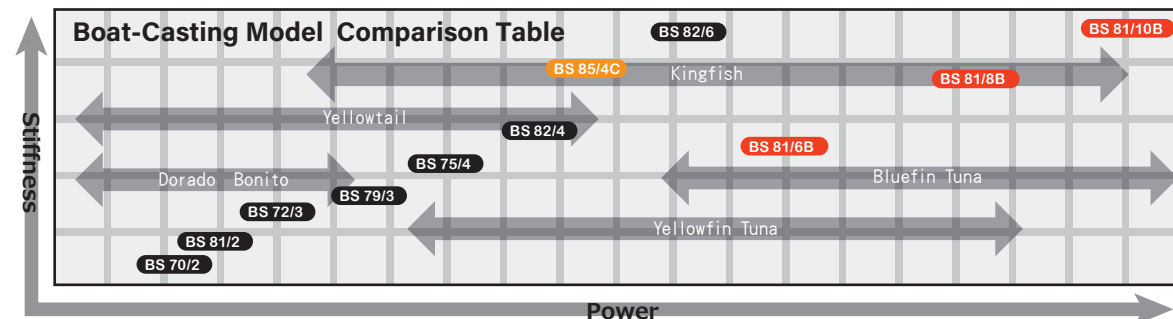
These are comparison images of BlueSniper series which were loaded 3kg weight on tip.
 New Bluesniper 72/3 have been designed to aim bonito, cero or yellow tail from small boat or kayak.
 Although 79/3 looks more powerful than 72/3, the target which can be aimed with 79/3 is bigger as such as yellowfin tuna or king fish so please note that design and concept of those two are different.
 Although Blacky series for tuna bend like rod for Pe6 even if it is Pe10 class, butt power of these are almost as same as BlueReef series. These have been designed to enable you to hold 70 degrees while fish is on. By doing so, potential of power which is hidden in butt section will be brought out.
 ※Please note that only Blacky series can be held 70 degrees angle.

BlueSniper Boat-Casting Rod Detail

BlueSniper 81/2	[Grip] a.470mm b.710mm Spinning Model	●Guide: SIC-S stainless frame K guide(Fuji)
●Length: 2480mm(CL:1830mm) ●Weight: 233g ●Section: 2pcs (Grip Joint) ●Reel Seat: DPS18/BACK STOP Double Nut(Fuji) ●Suitable reel size S·D: 4000~6000		
BlueSniper 70/2	[Grip] a.430mm b.665mm Spinning Model	●Guide: SIC-S stainless frame K guide(Fuji)
●Length: 2140mm(CL:1550mm) ●Weight: 220g ●Section: 2pcs (Grip Joint) ●Reel Seat: DPS18/BACK STOP Double Nut(Fuji) ●Suitable reel size S·D: 4000~6000		
BlueSniper 72/3	[Grip] a.410mm b.615mm Spinning Model	●Guide: SIC-S stainless frame K guide(Fuji)
●Length: 2210mm(CL:1655mm) ●Weight: 222g ●Section: 2pcs (Grip Joint) ●Reel Seat: DPS18/BACK STOP Double Nut(Fuji) ●Suitable reel size S·D: 5000~6000		
BlueSniper 79/3	[Grip] a.470mm b.710mm Spinning Model	●Guide: SIC-S stainless frame K guide+SIC Ocean Guide(Fuji)
●Length: 2365mm(CL:1740mm) ●Weight: 263g ●Section: 2pcs (Grip Joint) ●Reel Seat: DPS18/BACK STOP Double Nut(Fuji) ●Suitable reel size S·D: 6000~8000		
BlueSniper 75/4	[Grip] a.465mm b.710mm Spinning Model	●Guide: SIC-S stainless frame K guide+SIC Ocean Guide(Fuji)
●Length: 2260mm(CL:1670mm) ●Weight: 279g ●Section: 2pcs (Grip Joint) ●Reel Seat: DPS18/BACK STOP Double Nut(Fuji) ●Suitable reel size S·D: 6000~8000		
BlueSniper 82/4	[Grip] a.480mm b.750mm Spinning Model	●Guide: SIC-S stainless frame K guide+SIC Ocean Guide(Fuji)
●Length: 2520mm(CL:1840mm) ●Weight: 310g ●Section: 2pcs (Grip Joint) ●Reel Seat: DPS18/BACK STOP Double Nut(Fuji) ●Suitable reel size S·D: 8000~14000		
BlueSniper 82/6	[Grip] a.450mm b.755mm Spinning Model	●Guide: SIC Ocean Guide(Fuji)
●Length: 2505mm(CL:1820mm) ●Weight: 346g ●Section: 2pcs (Grip Joint) ●Reel Seat: DPS20/BACK STOP Double Nut(Fuji) ●Suitable reel size S·D: 14000		

BlueSniper Boat-Casting Canary & Blacky Rod Detail

BlueSniper 85/4 Canary	[Grip] a.480mm b.790mm Spinning Model	●Guide: Guide: SIC-S stainless frame K guide+SIC Ocean Guide(Fuji)
●Length: 2570mm(CL:1860mm) ●Weight: 339g ●Section: 2pcs (Grip Joint) ●Reel Seat: DPS20/BACK STOP Double Nut(Fuji) ●Suitable reel size S·D: 8000~14000		
BlueSniper 81/6 Blacky	[Grip] a.490mm b.790mm Spinning Model	●Guide: SIC Ocean Guide(Fuji)
●Length: 2480mm(CL:1775mm) ●Weight: 378g ●Section: 2pcs (Grip Joint) ●Reel Seat: DPS20/BACK STOP Double Nut(Fuji) ●Suitable reel size S·D: 14000		
BlueSniper 81/8 Blacky	[Grip] a.490mm b.790mm Spinning Model	●Guide: SIC Ocean Guide(Fuji)
●Length: 2480mm(CL:1775mm) ●Weight: 387g ●Section: 2pcs (Grip Joint) ●Reel Seat: DPS20/BACK STOP Double Nut(Fuji) ●Suitable reel size S·D: 14000~20000		
BlueSniper 81/10 Blacky	[Grip] a.490mm b.790mm Spinning Model	●Guide: SIC Ocean Guide(Fuji)
●Length: 2480mm(CL:1775mm) ●Weight: 399g ●Section: 2pcs (Grip Joint) ●Reel Seat: DPS20/BACK STOP Double Nut(Fuji) ●Suitable reel size S·D: 14000~20000		



Characteristic of rods for boat casting will be differed because of lure that you use, or style of your fishing. If you use diving pencil mainly, better choose rod with flexible tip or use popper mainly, better choose rod with stiff tip.
 ※Comparison chart shows strength and stiffness visually. But it is based on reference value from the concept of design so the feeling of stiffness and strength of these rods is depend on personal equation. And also please note that the stiffness doesn't mean the breaking strength.



Triceptor / Lupus / Special 3pcs Mobile & Trout Game & Limited Series

Triceptor 65ML SP/B
Triceptor 68M SP/B

Lupus 51 : Mountain Stream
Lupus 61 : Mountain Stream
Lupus 71 : Mountain Stream
Lupus 77 : Main Stream
Lupus 81 : Main Stream
Lupus 86M MonsterCherry : Main Stream

EARLY 103M LTD for Surf
EARLY 109MMH LTD for Surf
EARLY 105MH LTD for Surf
BlueCurrent 573H TZ/NANO PROFESSOR
BlueCurrent 663H TZ/NANO PROFESSOR
BlueCurrent 73 All-Range TZ/NANO PROFESSOR
BlueCurrent 70Plug TZ/NANO PROFESSOR
BlueCurrent 70 TZ Trippers
BlueCurrent 60 Junior



Lupus 71 Mountain Stream



Triceptor 65ML / 3pcs




Triceptor 3pcs Pack Rod

65ML Spinning Model
65ML Bait Model
68M Spinning Model
68M Bait Model



Triceptor Movies

Triceptor Icons



Triceptor

Triceptor / 3pcs Pack Rod / 4 Lineup

Triceptor series have been developed as 3pieces pack rod for your expedition. Compact sticks with enough power to keep monster fish under control and high portability will not let you worry about fishing in place where you have never been to.

Wide range of capacity of lure have been set on both 65ML and 68M to adjust the situation you will face on fishing trip. Durability and toughness are hidden in these 3 pieces of blanks with lightness, sharpness and sensitivity.

Triceptor 65ML 3pcs

Spec / Lure: Max 28g Line: Max 20lb

Price:

This 65ML 3pcs pack rod have been designed to let you cast small sized lure without any stress. Thanks to flexibility on tip and belly section, it is easy to make various kind of action such as combinations of jerking and twitching. Almost same power as 68M have been loaded on butt section, so you do not have to worry about unexpected huge fish. Although this is expedition rod for monster fish such as Barramundi, Toman or peacock bass, suits to seabass game off the boat, rockfish game or light game off the rocky shore.



Triceptor 68M 3pcs

Spec / Lure: Max 35g Line: Max 25lb

Price:

This is the one for expedition to aim monstrous fish such as Barramundi or Toman. If you are involved in long drawn-out battle with monstrous fish, you will not lose your initiative at all. Compared to 65ML, 68M have been designed to be little stiffer and sharper so you can get more accuracy and keep more concentration when you have to choose large and heavy lure. This 68M enable you to manipulate various kind of lures to aim not only target in fresh water but also target in salt water such as small trevally or dolphin fish.



Triceptor Rod Detail

Triceptor 65ML 3pcs


● Length: 1975mm (CL: 695mm) ● Weight: Spinning 109g / Overhead 125g
● Guide : SiC-S Stainless flame K guide(Fuji) ● Joint : 3pcs (Spigot ferrule)



[Grip a.325mm | b.410mm] Spinning Model
Spinning Model ● Reel seat : VSS17(Fuji) Suitable reel size D: LT2500~4000C / S: 3000



[Grip a.335mm | b.440mm] Overhead reel Model
Overhead Reel Model ● Reel seat : PTS17(Fuji) Suitable reel size: D:1000~2000 / S:200



[Grip a.340mm | b.445mm] Overhead reel Model
Overhead Reel Model ● Reel seat : PTS17(Fuji) Suitable reel size D: 1000~2000 / S: 200




[Grip a.340mm | b.445mm] Overhead reel Model
Overhead Reel Model ● Reel seat : PTS17(Fuji) Suitable reel size D: 1000~2000 / S: 200




[Grip a.340mm | b.445mm] Overhead reel Model
Overhead Reel Model ● Reel seat : PTS17(Fuji) Suitable reel size D: 1000~2000 / S: 200



[Grip a.340mm | b.445mm] Overhead reel Model
Overhead Reel Model ● Reel seat : PTS17(Fuji) Suitable reel size D: 1000~2000 / S: 200



[Grip a.340mm | b.445mm] Overhead reel Model
Overhead Reel Model ● Reel seat : PTS17(Fuji) Suitable reel size D: 1000~2000 / S: 200



[Grip a.340mm | b.445mm] Overhead reel Model
Overhead Reel Model ● Reel seat : PTS17(Fuji) Suitable reel size D: 1000~2000 / S: 200

Lupus

Lupus / Trout Game / 6 Lineup

The Lupus series are designed to cover the river systems from headwaters to the main-stream and possess the controllability required to maneuver the minnows to induce the bites in the intricate river currents.

The sharp castability and the seamless bending curve will assist anglers to adequately twitch the lures in the strong currents, while the powerful butt section will smoothly pump the fish towards you. Yamaga Blanks believe that these are necessary qualities required in the river game. The Mountain-Stream models are for smaller streams running in the mountains and the Main-Stream models are for your larger rivers to target salmon and trout.

Lupus Mountain Stream Model

Lupus 51 Mountain Stream Model

Spec / Lure: 1-7g Line: 2-6lb Class

Price:

This is short length trout rod to perform at its full potential on the mountain stream as known as small and varied. We have been loaded high ability of cast and manipulation of lure to fish on headwaters of mountain stream where the tough for anglers. You will be able to cast comfortably and once you have hooked fish up no matter how big it is, you will be fascinated with power and beautiful bending curve. It will be also recommended if you fish on the river where restricted area such as narrow and bushy in summer time.



Lupus 61 Mountain Stream Model

Spec / Lure: 2-10g Line: 3-8lb Class

Price:

This is the basic length model to cover various situation on the river. One of the remarkable characteristic of Lupus 61 is wide range of use of lures to search selective trout in various ways. You will be able to cast lightly without any stress while being loaded enough power on butt section to keep large trout under control. We believe that you will never leave it behind when you go to fish because of potential within blanks.



Lupus 71 Mountain Stream Model

Spec / Lure: 3-12g Line: 4-10lb Class

Price:

This is the one for wide and deep river. This is well balanced middle length trout rod which is good to be used at not only just wide area but also pool or back water of dam. You will keep large trout under control with its powerful but section and you will be able to hook small trout up smoothly with its sensitive and flexible tip section. Of course it have been loaded versatility to manipulate not only minnow but also spoon.



Lupus Main Stream Model

Lupus 77 Main Stream Model

Spec / Lure: 4-25g Line: 6-20lb Class

Price:

This is light class rod for Cherry Salmon. This will be matched to fish on main stream not only Cherry Salmon but also to large Yamame or Rainbow trout larger than 60cm, even good for land locked cherry salmon. This have been loaded more flexibility than other model so there will be less chance of hooking off. We believe that this is excellent light class rod to sense small bite and full of potential of this rod will be taken out when tough situation that angler have to concentrate on contact from fish which might be able to get only once a day.



Lupus 81 Main Stream Model

Spec / Lure: 5-28g Line: 8-20lb Class

Price:

81 is good to be used with every kinds of minnows or sinking pencil and remarkable characteristic of it is sensitive tip section with superb sharpness which is enable anglers to manipulate lure at their own will and set hook on easily even lure is in the rapid current. These have been loaded high versatility which is enable angler to use plugs or spoons for Cherry Salmon with amazing cast feeling.



Lupus 86M Monster Cherry

Spec / Lure: 8-30g Line: 10-24lb Class

Price:

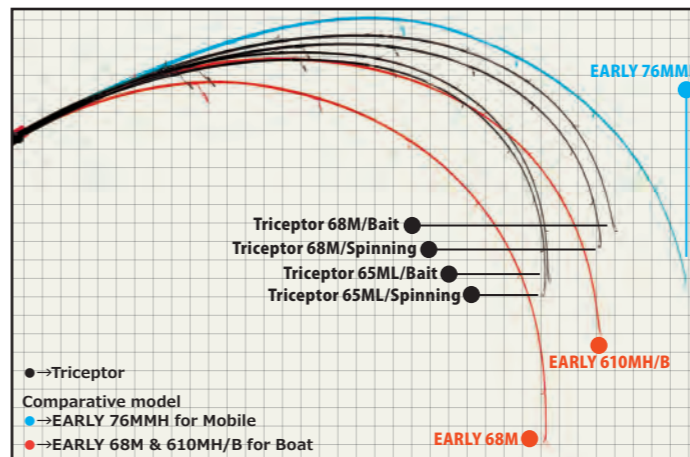
86 Monster Cherry will suit to the monster hunter who is aiming at trophy fish over 70cm. Compared to other 3 models, this 86 Monster Cherry have been loaded huge power on it. It have gotten more than enough butt power to fight against monster fish without losing sharpness to cast rhythmically, sensitivity to manipulate lure delicately. We can proudly say that this would be flagship model of Lupus series. We have built this up with the knowledge and experiences that have been cultivated from fishing for big one in saltwater so that this is more than enough to be called Monster Cherry for sure.



Lupus Rod Detail



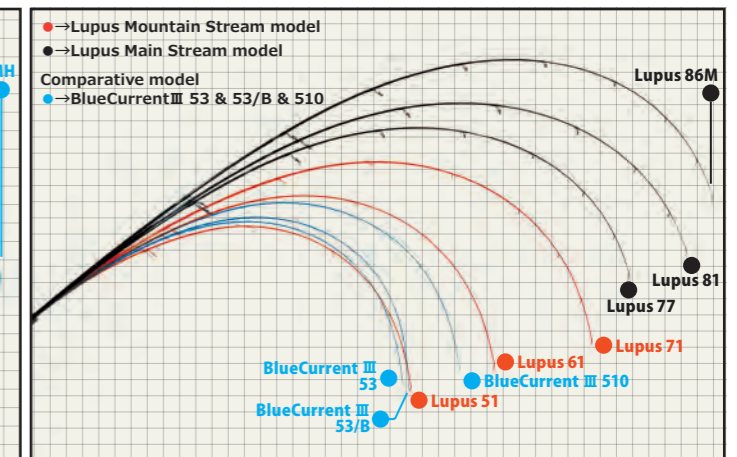
Triceptor 3pcs Load 1kg



The picture illustrates the difference in the bending curve of the Triceptor 3pcs pack-rods with a static load of 1kg. For reference we have included similar rods of Early 68M, 610MH/B for boat, and Early 76MMH for Mobile. The Triceptor are models designed to target your exotic species on the other side of the world. Compared to how light it may seem when casting and maneuvering the lure, the butt section is well beyond the M or ML class power. If you're traveling, we also recommend the Early76MMH for Mobile. The Early68M for boat is a model suited to animate your lure consecutively. When compared to the other rods in this diagram, it is the most ideal rod to maneuver your lure.

※These images are not illustrated on the full potential or characteristics of rods. Please understand that these pictures are taken under the limited situation, it was loaded with weight on rods gently.

Lupus Load 250g



The picture illustrates the difference in the bending curve of the Trout models in the Lupus series with a static load of 250g. For reference, we have also included the Trout models of 53 and 510 in the BlueCurrent III series. Although these 3 models from the BlueCurrent series are easy to twitch your minnows, it is no comparison to the Lupus series, which were designed for minnowing. The bending curve does not necessarily represent every aspect of the rod so please consider it as a guide to give you an idea.

YAMAGA Blanks 2022 Extra Model / 3pcs Pack Rod & Trout Game ● Triceptor (4 Line up) ● Lupus Mountain Stream & Main Stream (6 Line up)

Lupus Trout

- 51 Mountain Stream
- 61 Mountain Stream
- 71 Mountain Stream
- 77 Main Stream
- 81 Main Stream
- 86M Main Stream Monster Cherry



Lupus Movies

TORZITE Fuji





Limited Series & International Model



LTD Movies

EARLY 103M LTD for Surf

Spec / Lure: 8~42g Line: PE 0.8~1.5

Price:

This is a limited model especially tuned with the highest-grade components to bring out the true potential of the EARLY 103 blank built for surf casting. In order to reduce the weight of the tip, we have changed the guides from SiC-S stainless steel K guides to SiC-S titanium frame. In addition, the butt guide has also been changed to the RV guide which will drastically reduce the flickering of the tip and will smoothly exert line. These upgrades will truly be of advantage to you in the vast surf game to cast further with heightened sensitivity.



EARLY 109MMH LTD for Surf

Spec / Lure: 8~50g Line: PE 1~2

Price:

This is a limited edition of the EARLY 109MMH with the upgrades in guides, like the 103M limited, and customized the grip from a straight style to a separate grip. Compared to the standard model, the rebalanced limited edition will enable anglers to cast farther with less effort allowing for you to fish all day long without any stress. The outstanding castability of the standard model has been refined to cast farther, easier and with more accuracy.



EARLY 105MH LTD for Surf

Spec / Lure: 10~50g Line: PE 1~2

Price:

All 3 models in the EARLY limited edition have been built up of the same blank as the standard models, however the tuning of the components have drastically solidified the experience and potential of the original blank. This 105MH Limited edition is no exception with the honing of its sensitivity and technical controllability of heavy lures. We present this rod to those hard-core anglers out there who are in pursuit of the true essence of the intricate surf game.



BlueCurrent 57 JH TZ/NANO PROFESSOR

Spec / Lure: JH ~5g Line: PE~0.4 / NY · FC 1~3lb

Price:

The 57JH is especially designed to utilize light weight jig-head rigs with outstanding castability, control and sensitivity. The sharp blank will surely assist anglers for close range targets which are reluctant to bite. The blank is not only sensitive and flexible but the butt section is also powerful enough to withstand any unexpected encounters. Its not just a rod to target small species, but an aggressive ultra light class rod.



BlueCurrent 66 JH TZ/NANO PROFESSOR

Spec / Lure: JH 0.2~6g Line: PE~0.4 / NY · FC 1~3lb

Price:

The 66JH is a specialized model for use with jig-head rigs with sharp and hyper sensitive characteristics. Although it is flexible, the blank possesses a sharp casting feel and will enable anglers to easily control the light jig-heads. This sharpness will also assist you to cast with pinpoint accuracy and transmit the subtle information of currents and water pressure through the blank. It is an ideal choice for light gamers who prefer a more aggressive approach. We are confident that the sharpness in the blank will bring out the best in your abilities.



BlueCurrent 73 All-Range TZ/NANO PROFESSOR

Spec / Lure: 0.5~12g Line: PE 0.2~0.6

Price:

The 73All-Range is a light~middle class versatile rod able to handle various species around the world utilizing various fishing methods. By shortening and sharpening the 85TZ/NANO All-Range, this has allowed for a more technical approach. The enhanced response and controllability of the rod has enabled easier use of jig-heads, various rigs, hard bodied lures and even small egi (squid jigs). We hope you have a chance to take hold of this sharp and highly resilient blank in the field.



BlueCurrent 70 Plug TZ/NANO PROFESSOR

Spec / Lure: Plug MAX 7.8g / ComfortWeight 1.6~4.5g Line: PE 0.2~0.4

Price:

The 70Plug is a plugging model to target Japanese Horse Mackerel and Japanese rock fish with hard bodied lures. It is suitable for use with surface type plugs which are effective when the fish are feeding on Krill and the controllability of super small top water lures are exceptional. The response of the blank is also outstanding for twitching small minnows and the flexibility will drastically reduce miss-bites from your target.



BlueCurrent 60 Junior

Spec / Lure: ~7g Line: PE 0.3~0.8

Price:

This is the BlueCurrent series kids model. We have enhanced the strength of the blank and it is absolutely value for money. We can strongly recommend this rod for fishing enthusiasts and kids who are not bound to one type of fishing style but those who can enjoy not only the lure game but also utilize bait for when the fishing is slow.



BlueCurrent 70 TZ Trippers

Spec / Lure: ~12g Line: PE 0.3~0.8

Price:

This is a 4 piece light game model for travelling anglers around the world. You will be able to experience first handedly Yamaga Blanks state of the art designs in this pack-rod which possesses a strong butt section yet allowing the whole rod to smoothly bend. Although the rod may feel stiff, the flexibility of the blank creates a beautiful bending curve and is suitable for not only salt-water species but also trout and even large mouth bass in fresh-water environments.



YAMAGA Blanks International

FWP-90H for Fresh water Predator

Spec / Lure: 20~100g Line: MAX PE 3

Price:

This versatile model is specially designed for big fresh water predators like pike, hucho, catfish etc. Powerful, light and precise. During testing in the European area, we have focused on the guide diameter that it could be used without stress even in extremely cold areas where the guide would be frozen. Also it has enough power to cast big lures up to 100g, but in the other way sensitive enough to fish with small and light lures around 20g. When you require to cast long distance with big lures, specially on wide rivers targeting big hucho, with this rod it is not a problem anymore. FWP-90H has been designed to cast big jig heads, minnows from 10 to 20cm or heavy sponge lures for hucho.

Limited Series Rod Detail

EARLY 103M LTD	[Grip] a.420mm b.555mm Spinning Model	●Length: 3150mm (CL: 1610mm) ●Weight: 176g ●Guide: SiC-S Titanium flame K Guide(Fuji)+Butt Guide: RV Guide (Fuji) ●Section:2pcs (Put over Ferrule) ●Reel seat: VSS17 (Fuji) ●Suitable reel size D:LT4000C~5000C / S:4000~C5000
EARLY 109MMH LTD	[Grip] a.455mm b.585mm Spinning Model	●Length: 3295mm (CL: 1690mm) ●Weight: 190g ●Guide: SiC-S Titanium flame K Guide(Fuji)+Butt Guide: RV Guide (Fuji) ●Section:2pcs (Put over Ferrule) ●Reel seat: VSS17 (Fuji) ●Suitable reel size D:LT4000C~5000C / S:4000~C5000
EARLY 105MH LTD	[Grip] a.455mm b.585mm Spinning Model	●Length: 3180mm (CL: 1630mm) ●Weight: 192g ●Guide: SiC-S Titanium flame K Guide(Fuji)+Butt Guide: RV Guide (Fuji) ●Section:2pcs (Put over Ferrule) ●Reel seat: VSS17 (Fuji) ●Suitable reel size D:LT4000C~5000C / S:4000~C5000
BlueCurrent 57 JH PROFESSOR	[Grip] a.205mm b.270mm Spinning Model	●Length: 1715mm (CL: 875mm) ●Weight: 58g ●Guide: TORZITE titanium frame K Guide (Fuji) ●Section: 2pcs (Spigot Ferrule) ●Reel seat: VSS16(Fuji) ●Suitable reel size D:LT1000~2000 / S:1000~C2000
BlueCurrent 66 JH PROFESSOR	[Grip] a.265mm b.330mm Spinning Model	●Length: 1990mm (CL: 1020mm) ●Weight: 63g ●Guide: TORZITE titanium frame K Guide (Fuji) ●Section: 2pcs (Spigot Ferrule) ●Reel seat: VSS16(Fuji) ●Suitable reel size D:LT1000~2000 / S:1000~C2000
BlueCurrent 73 All Range PROFESSOR	[Grip] a.275mm b.340mm Spinning Model	●Length: 2225mm (CL: 1135mm) ●Weight: 73g ●Guide: TORZITE titanium frame K Guide (Fuji) ●Section: 2pcs (Spigot Ferrule) ●Reel seat: VSS16(Fuji) ●Suitable reel size D:LT2000~2500C / S:2000~2500
BlueCurrent 70 Plug PROFESSOR	[Grip] a.275mm b.340mm Spinning Model	●Length: 2140mm (CL: 1090mm) ●Weight: 67g ●Guide: TORZITE titanium frame K Guide (Fuji) ●Section: 2pcs (Spigot Ferrule) ●Reel seat: VSS16(Fuji) ●Suitable reel size D:LT2000 / S:2000~C2500
BlueCurrent 70 TZ Trippers	[Grip] a.275mm b.340mm Spinning Model	●Length: 2145mm (CL: 560mm) ●Weight: 72g ●Guide: TORZITE titanium frame K Guide (Fuji) ●Section: 2pcs (Spigot Ferrule) ●Reel seat: VSS16(Fuji) ●Suitable reel size D:LT1000~2000 / S:C2000~2500
BlueCurrent 60 Junior	[Grip] a.240mm b.300mm Spinning Model	●Length: 1830mm (CL: 940mm) ●Weight: 62g ●Guide: Alconite Stainless frame K Guide(Fuji) ●Section: 2pcs (Put over Ferrule) ●Reel seat: IPS16 (Fuji) ●Suitable reel size D:LT1000 / S:1000(C2000)
YAMAGA Blanks International FWP-90H	[Grip] a.445mm b.585mm Spinning Model	●Length: 2670mm (CL: 1415mm) ●Weight: 208g ●Guide: SiC-S Stainless frame K Guide(Fuji) ●Section:2pcs (Put over Ferrule) ●Reel seat: DPS18 (Fuji) ●Suitable reel size D:3000~4000 / S:4000~5000

2022 YAMAGA Blanks ORIGINAL GOODS

NEW 2022 YB T-shirt

Price:
size: M/L/XL Cotton 100% (5.6oz)



YB Light Weight Dry Zip Hoodie

size: M/L/XL Price:



Polyester100%
UVcut (SPF20) With function
Light weight full zip hoodie

NEW YB SUMMER MESH CAP

size: Free Price:



Nanowing®(water repellent fabric)
issued(Cotton100%)

YB Flat Visor Cap

size: Free Price:



Black YB Logo (Embroidered in White)
Navy YB Logo (Embroidered in White)
Camo YB Logo (Embroidered in Black)
Black YB Logo (Embroidered in Black)

NEW YB Original Dry Polo Shirt

Price:
size: M/L/XL Polyester100%



NEW YAMAGA Blanks x Stream Trail YB Waterproof Gear-Pack

Price:

Material: PVC100%
capacity: 10L
Size: W34cm×H48cm×D13cm
Function:
Waterproof sealing process
Can be washed with water
Waterproof (level 2)
※It is not waterproof product.



YB Original logo T-shirt for Boys & Girls

Child size: 130cm/150cm Cotton100% (5.6oz)
Price:



NEW YAMAGA Blanks RDL HAT

size: Free Price:



Polyester100%
This product is made of [CORDURA®] which have lightness, high disabilities, wear resistance and water repellency.
※It is not waterproof product.

YB Flat Visor Mesh Cap

size: Free Price:



Charcoal Grey YB Logo (Embroidered in Black)
Multicum Black YB Logo (Embroidered in Black)



YB Zoom Shaft

Price:
Telescopic type / 8pcs
weight: 310g
Deployment length: 2900mm
Closed size: 455mm

It is a telescopic type landing shaft that originated YAMAGA Blanks. Although it is compact in size, moderate stiffness and strength, and can be used widely from light games to sea bass.

YB Self-inflating Life Jacket

Neck over type
Size: Free
Color: Black
Price:

Pouch type
Size: Free
Color: Black
Price:

Embroidery Emblem

(Iron on type) Price:



YB ORIGINAL POUCH


Price:
Size: W:90mm
H:145mm
D:50mm
Material: Polyester (Lining: Nylon)
Carabiner and strap with it to attach your life vest or belt.
Water stop double zipper
※It is not waterproof product.



NEW Cutting Sticker

M: 6 Color Price:
Size: 309mm×127mm (Sticker body size: 300mm×117mm)
S: 8 Color Price:
Size: 182mm×76mm (Sticker body size: 173mm×67mm)

- ① YB Orange M size & S size
- ② Ice Blue M size & S size
- ③ Aurora Turquoise S size Only
- ④ Aqua Sunrise S size Only
- ⑤ Gun Black M size & S size
- ⑥ Snow White M size & S size
- ⑦ Scratch Silver M size & S size
- ⑧ Scratch Gold M size & S size



YB Landing Handle · Stay

Price:
Material: Stainless (SUS316L)
Size: W20mm×H44mm×D165mm
weight: 58g



It is a "Stay" which can be attached to the YB landing handle. Useful when you are wading.

YB Landing Handle

Price:
Body: Made of carbon
Surface: Rubber processing
Screw standard: W 1/2
length: 275mm
weight: 144g



It is a carbon handle ideal as for the landing net of seabass wading games. Also, if you set a gaff, you able to use it as a hand gaff in situations such as rocky shore and boats.

YB Shoulder Belt

Price:
It is a shoulder hang belt, that is able to conveniently transport the YB zoom shaft and rods. Also, we have added D-ring on shoulder pad, you can equip the poach.



PG Rod Belt

Power grip with Neoprene Rod belt



L 40mm×350mm 1set:2pcs
Price:
LL 99mm×500mm 1set:1pcs
Price:

This is Rod belt that Antiskid rubber have been sewn on part of it. You can use it as rod belt ordinarily situation, and if the joint was fixed too tight, please grab and twist with antiskid rubber to separate them. Incredible power of grip will help you to separate them in each piece safely. If the rod got wet, the performance of antiskid will not be decreased. Please take one of them to next fishing trip for just in case.

Rod Belt


Material: Neoprene & Piece of Velcro
Color: Black



S 26mm×190mm 1set:2pcs Price:
L 40mm×350mm 1set:2pcs Price:
LL 99mm×500mm 1set:1pc Price:
LL 99mm×500mm 1set:2pcs Price:

Fish Logo Sticker

7 Type Price:
Color: White(Cut out letter) Size: 170mm×70mm



BlueCurrent / Horse mackerel
Calista / Squid
BlueSniper / KingFish
Ballistic / SeaBass
Mebius / Squid
BlueSniper / Tuna
SeaWalk / Snapper
※Please note that design of Fish logo sticker might be changed without notice.



Support / After Service



Precautions for use

- Do not cast with tangled line or line trouble in the reel. This may cause the rod to break. Furthermore, if you miss or forget to put the line through a guide, this may result in damage or breakage of your rod.
- If you continue to reel in your rig (lure, popper, jig etc) after it has reached the top guide, this will cause the rod to break.
- If you force the joint section of the rod when joining together, this will cause cracking or splitting of the joints.
- If you use the rod while the joint section is still loose, this may cause breakage.
- If the joint section is stuck together, use a rubber sheet for added grip while twisting away from each other.
- Beware of power cables, overhead power lines or phone lines. The material (carbon) will easily pass through electricity causing serious injury or death.
- If you hear or see lightning approaching while in use, pack the rod away or stay away from the rod. Lightning may strike causing serious injury or death.

Maintenance and storage

- Wash rod with running water to rid of any filth and salt. Then wipe off any excess water. If you store your rod without wiping off excess water, this may cause blisters on the blank. Storage in well ventilated area as with no high temperature.
- Please do not leave the rod in your vehicle for long durations in summer. This will cause blisters and warping of the blank.

Contents in this catalog

- Include accurate specifications of rods, written in accordance with the regulations set by the Japanese National Fishing Rod Fair Trade Conference.
- Prices and specifications listed on this catalog may be altered without notice.
- The colors presented in the pictures may differ from the actual color. Furthermore, some products are prototype rods in the developmental stage and may differ when it reaches the final product.

Requesting repairs


- Please be aware that personally modified rods will not be covered by warranty (even if it is within the warranty period).
- If you are requesting for repair, please send in the whole rod (not just the section of the breakage).

Repairing and After service

- Please take or send products which is required repairing to sales outlet. At that moment, please send a whole rod (not only the section of the breakage)
- Please be aware that any rod that was personally modified will not be covered by warranty (even if it is under warranty)
- Any repairing that we have judged as changed/tampered the specification or made to order is unacceptable.

About contents on this catalog

- Specifications might be changed without previous notice.
- Some of images on this catalog are proto type so it might be different from actual products.
- Images on this catalog might be different from actual products depend on condition of printing.



About YAMAGA Blanks

YAMAGA Blanks
Official Web Site

<https://yamaga-blanks.com/>



YAMAGA Blanks
Movies



<https://www.youtube.com/user/YAMAGABlanks>



YAMAGA Blanks
Facebook



YAMAGA Blanks
Instagram



ID @YAMAGABlanks.JP

ID yamagablanks_official



YAMAGA TSURIGU Co.,LTD
YAMAGA Blanks
945 OBARU YAMAGA-CITY
KUMAMOTO-PREF 861-0543 JAPAN
E-Mail: info@yamaga-blanks.com