



<https://yamaga-blanks.com/>

*YAMAGA Blanks* Made in Japan

Dealer

# PRODUCTS CATALOG

YAMAGA Blanks / FACTORY BRAND Extremity of Japan. The beloved brand of professional fishing.

English version



# 2022



## Origin of YAMAGA Blanks

The origins of YAMAGA Blanks can be traced back to the honing of techniques and experience of manufacturing rods in our own factory in Japan.

When manufacturing rods, the rods characteristics are not only dependent on the design of the blank but also the characteristics of the factory. The techniques of our manufacturing staff, our original developed and tuned machinery and vast experience in manufacturing over the years are what we pride in YAMAGA Blanks. This can also be said for fishing. For those who have traveled and continued fishing over years as a hobby, this experience is a very strong weapon that cannot be taken away from you.

When fishing in nature, fishing conditions, weather patterns, and environments will affect the behavior of the fish. This is when your experience pays off.

Fishing never goes as planned and we generally come home empty handed. We think, try various techniques and come to many dead ends. But this is the beauty of fishing. This experience builds up and will enhance your techniques over the years and will eventually lead to a trophy fish. And this is what we all value in this sport. We, at YAMAGA Blanks, wish to continuously build rods which will not only help you through the tough times and but also happy times.

In order to do so, the rods at YAMAGA Blanks must evolve through the advancement of our manufacturing techniques in our factory.

We will continuously improve our rod building techniques to meet the ever increasing demand from anglers' around the world. This is why we have built our own factory in Japan and trained the best rod building staff in the industry.

YAMAGA  
Blanks **YB**

**JAPAN FACTORY**  
YAMAGA TSURIGU Co.,LTD. / SINCE 1990  
YAMAGA Blanks / SINCE 2008  
Made in Japan



**BlueCurrent Plug TZ/NANO** Light Game **2023 New Model**

**BlueCurrent TZ/NANO** Light Game

**BlueCurrent III** Light Game

**EARLY** All Casting

for Boat **2023 New Model**

for Mobile **2023 New Model**

for Surf

for Rock

for Seabass

**Ballistick** Seabass


**BlueSniper** Shore Casting

**Calista** Eging

**Mebius** Eging

**BattleWhip** Boat Eging

About the notation of this catalog

**QR MOVIE** [About movie link and QR code](#) 



In the product page in our catalog, there is a QR code linked to a more detailed explanation of each product. Please utilize your smart phone and read the QR code to jump to each movie.

**Grip** [about signage for length of grip](#)

a : Length from reel foot to end of grip when reel is equipped  
b : Whole length of grip

**Reel** [Suitable reel size](#)

Please refer to these suggestions as a rough indication depend on specification of line MAX.Please note that indication does not mean to restrict your choice of reel.

**ICON** [signage for Icons](#)  

The Icons on specifications stand for the lure which is match well with rod.Best match designated in orange.  
Substitute in yellow. Please refer to these Icon as rough indication depend on characteristics of each rods.

**ROD DATA TABLE** [About Rod data table](#)

Details of the rod data are on P64 at the back of the catalog.  
Please refer to these pages for diameter of tip/butt, percentage of carbon, JAN code, etc.



## BlueCurrent Light Game

- NEW BlueCurrent 610 Plug "Quickness" : TZ/NANO
- NEW BlueCurrent 73 Plug "Seamless" : TZ/NANO
- BlueCurrent 62 TZ/NANO Jighead Special
- BlueCurrent 67 TZ/NANO Jighead Special
- BlueCurrent 71 TZ/NANO Jighead Special
- BlueCurrent 72 TZ/NANO Jig Special
- BlueCurrent 77 TZ/NANO Stream Special
- BlueCurrent 83 TZ/NANO Flex
- BlueCurrent 85 TZ/NANO All-Range
- BlueCurrent 93 TZ/NANO All-Range
- BlueCurrent III 53
- BlueCurrent III 510
- BlueCurrent III 63
- BlueCurrent III 69
- BlueCurrent III 74
- BlueCurrent III 76 Stream
- BlueCurrent III 711
- BlueCurrent III 82
- BlueCurrent III 53/B
- BlueCurrent III 69/B
- BlueCurrent III 82/B

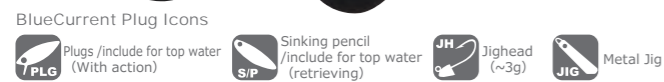




# BlueCurrent Plug Model TZ/NANO

610 Plug "Quickness"

73 Plug "Seamless"



## BlueCurrent Plug Quickness & Seamless

Light Plugging / 2 Lineup

There will be new models for the BlueCurrent TZ/NANO series for use with ultra-small lures to target Japanese Horse Mackerel and Japanese rock fish.

The evolution of the plugging game (use of hard bodied lures) has been considerable in recent years requiring extra sensitive rods to use ultra-small lures around 2g. We have developed the blank with our focus on sensitivity and its ability to transmit the smallest changes in the current, water pressure and lure movement. Both models are were not developed to simply utilize these hard bodied lures but each are special models with distinct characteristics. The two types can be distinguished by the difference in style. The "quick" type which will not miss the smallest of nibbles to aggressively hook the fish and the "seamless" type which smoothly hooks the fish by naturally bending in.

You can use hard bodied lures with the other models in the BlueCurrent series which are designed for jig-head type rigs, but these 2 models are especially designed for use with these lures. We hope you can take hold of our new BlueCurrent Plugging series to enjoy the ever changing plugging game for these small but extremely fun species to target.



BlueCurrent 73 Plug Seamless TZ/NANO

### NEW BlueCurrent 610 Plug Quickness TZ/NANO

Spec / Lure: Plug 1.5~6g / JH 0.5~5g Line: PE 0.1~0.4

Price:

This plugging model was developed to enable anglers to sense the subtle changes in water pressure and currents with outstanding balance to breathe life into your lures through rod action. The tip section is designed to be stiff to give the lure variant action while the whole blank will bend in to reduce hook offs. When simply retrieving minnows and sinking pencils, the super sensitive tip section will immediately transmit the smallest of bites enabling anglers to swiftly hookup with the belly section of the blank. You can say that this is a specially tuned model to aggressively hook the fish with the slightest of touches.



### NEW BlueCurrent 73 Plug Seamless TZ/NANO

Spec / Lure: Plug 1.5~6g / JH 0.3~5g Line: PE 0.1~0.4

Price:

The blank is designed to have contradicting characteristics of sharpness and flexibility in order to successfully hookup the subtle "sucking" and "nibbling" bites. The rod will smoothly respond to your hooking followed by the fight. Anglers will be able to pick up those minute bites when the targets are feeding on micro baits by slowing drifting your lures in the current.



## BlueCurrent Plug 610 Plug Quickness

The main concept for the 610 Plug "Quickness" is to shorten the response time from the bite of the fish until it is transmitted to the angler, allowing for a swift hook up. The blank itself is not too stiff, as the belly to the butt section has been designed with adequate repulsive force. The 610 Plug is ideal for situations where anglers wish to shave off a fraction of a second with their hook ups and need to stage action in the lure with the least amount of movement. With this highly responsive model, anglers will be able to utilize various shapes and size lures, while the sensitive and soft tip section smoothly bending in towards the repulsive belly section.

Lightly induce the bite, swiftly hook up, fight and bend the rod to expeditiously land the fish. This is a must have rod for those anglers who want to stand at the pinnacle of the micro-plugging game.

## BlueCurrent Plug 73 Plug Seamless

The 73 Plug "Seamless" is a more versatile rod able to handle a wider range of lures compared to the 610 Plug. The main concept of this rod is to enable anglers to sense the slight change in currents through the sensitive blank, while bringing about a successful hook up in the toughest conditions where the fish are feeding on micro baits or lightly nibbling the lure. The flexible blank will successfully hook up your target when "dead-slow" retrieving your standard micro plugging lures such as sinking pencils and minnows. Furthermore, the soft tip and belly will effectively follow-in and hookup bites right beneath you feet. Although it is the standard model for the plugging game, it can also handle usage with jig-head rigs.



BlueCurrent 610 Plug Quickness TZ/NANO



BlueCurrent 610 Plug Quickness TZ/NANO



### BlueCurrent Plug Model Rod Detail

Model	Grip	a.270mm   b.335mm	Spinning Model
BlueCurrent 610 Plug Quickness	(Grip)	a.270mm   b.335mm	Spinning Model
● Length: 2100mm (CL:1075mm)	● Weight: 64g	● Guide: TORZITE titanium frame K Guide (Fuji)	● Section: 2pcs (Put over Ferrule)
	● Reel seat: VSS16(Fuji)	● Suitable reel size: D:LT1000~2000 / S:1000~C2000	
BlueCurrent 73 Plug Seamless	(Grip)	a.275mm   b.340mm	Spinning Model
● Length: 2220mm (CL: 1135mm)	● Weight: 67g	● Guide: TORZITE titanium frame K Guide (Fuji)	● Section: 2pcs (Put over Ferrule)
	● Reel seat: VSS16(Fuji)	● Suitable reel size: D:LT1000~2000 / S:1000~C2000	

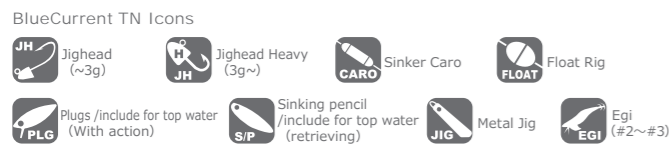


# BlueCurrent TZ/NANO

- 62 TZ/NANO Jighead Special
- 67 TZ/NANO Jighead Special
- 71 TZ/NANO Jighead Special
- 72 TZ/NANO Jig Special
- 77 TZ/NANO Stream Special
- 83 TZ/NANO Flex
- 85 TZ/NANO All Range
- 93 TZ/NANO All Range



TORZITE Fuji  
NANOALLOY



## BlueCurrent TZ/NANO

Light Game Model / 8 Lineup

BlueCurrent TZ/NANO series are flag ship models which are filled with our knowledge and techniques of designing blanks of light game. Carbon prepreg which NANOALLOW® technology have been applied is chosen and TORZITE ring guides which are light and less friction are loaded.

Once you fish with this series, you notice the lightness and sensitiveness, casting feel that you never get unwanted wobble and massive butt power hidden in butt section that will be increased when it is bent.

We present you various kind of rods with remarkable individuality as BlueCurrent TZ/NANO series as such as Jig Head-special which is perfect match for tiny jig head and small plug for horse mackerel or mebaru, Jig-special which is specialized for small metal jig, Stream-special to search target in current, Flex which is enable you to enjoy flexibility, and All-Range to do anything at anywhere.

### BlueCurrent 62 TZ/NANO Jighead Special

Spec / Lure: JH-3g Line: NY · FC 1-3lb

Price:

BlueCurrent 62TZ Nano have gotten sharpness within blanks themselves and once fish is on, its bend nice and smoothly from tip to butt section. Thanks to NANOALLOY® technology from TORAY, you can keep fish under control at your own will and you cast lure with minimum motion so you do not have to worry about rough condition if you choose it. We have sharpened this 62TZ up to manipulate both jig head and plug delicately with high sensitivity.



### BlueCurrent 67 TZ/NANO Jighead Special

Spec / Lure: JH-5g / Plug-3.5g Line: PE-0.4 / NY · FC 1-3lb

Price:

This is specialized model for jig head game which is employed high sensitivity, smoothness, and flexibility on blanks. Although it is nice and flexible, the sharpness and speed of blanks are progressed while reducing unwanted wobble of tip section. Taking full of advantage of NANOALLOY® technology, it has been achieved seamless bend curve and incredible repulsive force that let you enjoy not only big mackerel or rockfish but also even a small target.



### BlueCurrent 71 TZ/NANO Jighead Special

Spec / Lure: JH 0.3-5g / Rig-7g / Plug 1.6-4.5g Line: PE-0.4 / NY · FC 1-4lb

Price:

71TZNano is most regular action in BlueCurrent Jig head special series. Although this is specialized model for jig head game, you can approach to target with slow retrieving of small plug or light rig. The sensitivity while you are retrieving is high enough to sense slightly changes of current and tiny vital information. Fish will take your lure without strangeness and blanks will bend smoother like seamless while on fighting.



### BlueCurrent 72 TZ/NANO Jig Special

Spec / Lure: Jig 1.5-15g Line: PE 0.3-0.8

Price:

This is the special tuned model which enable anglers manipulate various weight of jigs from micro sized to 15g weight because of moderate strain of tip section. We have chosen NANOALLOY® technology from TORAY on butt section for extra muscle. Its innovative to a material from TORAY LTD to achieve a high performance of manipulation and sensitiveness. Although you might sense the strain of blanks, it will work as tenacity to land fish smoothly.



### BlueCurrent 77 TZ/NANO Stream Special

Spec / Lure: Plug 2-9g/Rig 1.5-13g Line: PE 0.3-0.8

Price:

This rod which has been built with NANOALLOY® technology from TORAY is for special situation. It achieved high sensitivity and usability of various lures without losing repulsive force of rod even in the rapid current. The potentials of this rod will be shown mostly at the field where the experts likes.



### BlueCurrent 85 TZ/NANO All Range

Spec / Lure: 3-21g Line: PE 0.4-1

Price:

If you want to do everything in light game category, we think that BlueCurrent 85/TZ will make your dream come true. Every range of water will be covered with light line by BlueCurrent 85/TZ which have been gotten sensitiveness and toughness. You will never lose initiative even if you hook big one up accidentally. You will be able to aim Rock Fish, Black Sea Bream, Seabass (aim from top water to deep water), Horse Mackerel or even squid.



### BlueCurrent 83 TZ/NANO Flex

Spec / Lure: JH 0.8-5g/Rig 1.8-10.5g/Plug 1.5-8g Line: PE 0.2-0.6

Price:

If you wish to deliver light weight of jig head farther than ever and manipulate it as you want, we are sure that 83TZNano will make you satisfy. Flexibility and sensitivity of blanks enable you to manipulate light weight of plug delicately even you have delivered it farther than you have expected and you can manipulate it as you are at close range. If it is rough condition at closer range of you, you can fight without anxious thanks to ability of reshaping itself speedy.



### BlueCurrent 93 TZ/NANO All Range

Spec / Lure: 3-21g Line: PE 0.4-1

Price:

Actually, it is all depends on your imagination to pull out the infinite potential of this 93TZNano All-Range. We have extended length and enhanced power of 85TZNano All-Range to cover farther range and tougher target. Of course, you can use it for Horse Mackerel or rockfish, it works for black sea bream, seabass or even for squid. As we mentioned, potential of 93TZNano All-Range become unlimited depending on your skill and imagination.



#### BlueCurrent TZ/NANO Rod Detail

Model	Spec / Lure	Length (CL)	Weight	Guide	Section	Reel seat	Suitable reel size
BlueCurrent 62 TZ/NANO Jighead Special	JH-3g Line: NY · FC 1-3lb	1880mm	53g	TORZITE titanium frame K Guide (Fuji)	2pcs (Put over Ferrule)	VSS16(Fuji)	LT1000~2000 / S:1000~C2000
BlueCurrent 67 TZ/NANO Jighead Special	JH-5g / Plug-3.5g Line: PE-0.4 / NY · FC 1-3lb	2020mm	61g	TORZITE titanium frame K Guide (Fuji)	2pcs (Put over Ferrule)	VSS16(Fuji)	LT1000~2000 / S:1000~C2000
BlueCurrent 71 TZ/NANO Jighead Special	JH 0.3-5g / Rig-7g / Plug 1.6-4.5g Line: PE-0.4 / NY · FC 1-4lb	2175mm	63g	TORZITE titanium frame K Guide (Fuji)	2pcs (Put over Ferrule)	VSS16(Fuji)	LT1000~2000 / S:1000~C2000
BlueCurrent 72 TZ/NANO Jig Special	Jig 1.5-15g Line: PE 0.3-0.8	2185mm	70g	TORZITE titanium frame K Guide (Fuji)	2pcs (Put over Ferrule)	VSS16(Fuji)	LT2000~2500C / S:2000~C2500
BlueCurrent 77 TZ/NANO Stream Special	Plug 2-9g/Rig 1.5-13g Line: PE 0.3-0.8	2310mm	74g	TORZITE titanium frame K Guide (Fuji)	2pcs (Put over Ferrule)	VSS16(Fuji)	LT2000~2500C / S: 2000~C2500
BlueCurrent 83 TZ/NANO Flex	JH 0.8-5g/Rig 1.8-10.5g/Plug 1.5-8g Line: PE 0.2-0.6	2520mm	73g	TORZITE titanium frame K Guide (Fuji)	2pcs (Put over Ferrule)	VSS16(Fuji)	LT2000~2500C / S: 2000~C2500
BlueCurrent 85 TZ/NANO All Range	3-21g Line: PE 0.4-1	2570mm	80g	TORZITE titanium frame K Guide (Fuji)	2pcs (Put over Ferrule)	VSS16(Fuji)	LT2000~2500 / S: 2000~2500
BlueCurrent 93 TZ/NANO All Range	3-21g Line: PE 0.4-1	2825mm	90g	TORZITE titanium frame K Guide (Fuji)	2pcs (Put over Ferrule)	VSS16(Fuji)	LT2500C~2500 / S: 2500~C3000



# BlueCurrent III

- 53
- 510
- 63
- 69
- 74
- 76
- Stream
- 711
- 82
- 53/B  
Overhead reel Model
- 69/B  
Overhead reel Model
- 82/B  
Overhead reel Model



- Jighead (~3g)
- Jighead Heavy (3g~)
- Sinker Caro
- Float Rig
- Plugs /Include for top water (With action)
- Sinking pencil /Include for top water (Retrieving)
- Metal Jig

## BlueCurrent III

Strive for a New Era

Light Game Category / 11 Lineup

For the BlueCurrent III, we aimed to expanded the release point for easier casting, created a seamless bending curve to prevent any hook-offs and improve the response time as if the rod was part of the anglers body.

The BlueCurrent series has represented Yamaga Blanks light game qualities for many years. This "III" does not simply mean the models have change three times, but have inherited the DNA of previous models and has evolved into the 3rd generation. The design, material and concepts have all been renewed to meet the needs of the ever changing light game scene in addition to being one of the most cost effective rods on the market.

The lineup comprises of 8 spinning and 3 bait-casting models. User-friendly being the biggest attribute of the series, the rods are a work of art. We hope you can experience the spirit of Yamaga Blanks first handedly.



### BlueCurrent III Spinning Reel Model

#### BlueCurrent III 53

Spec / Lure: Max 4.5g (JH 0.1~4.5g)  
Line: PE 0.06~0.3/NY • FC 1-3lb

Price:

53 have been designed in 2 pcs to be carried anywhere you want. Once you fished with it, you will be surprised that ability to get the picture of details and situation inside of the water. Even when you fish with jig head under 1g, you can sense the slightly changes of current and give the action as you wished. Which means that you will always know what you are doing and what is happening under the water.



#### BlueCurrent III 510

Spec / Lure: Max 4.5g (JH 0.3~4.5g)  
Line: PE 0.06~0.3/NY • FC 1-3lb

Price:

This is tuned to be used for jig head game around 0.5g~1.5g with comfortable feeling. Especially even when you fish with jig head around 1g in strong wind, you will not lose performance of casting and manipulating. If you could take advantage of that sharpness and moderate stiffness, you can twitch and jerk aggressively to catch selective one even in day game.



#### BlueCurrent III 63

Spec / Lure: Max 5g (JH 0.3~5g/Plug 1.6~3.5g)  
Line: PE 0.06~0.3/NY • FC 1-3lb

Price:

This is short stick which enable you to fish with jig head around 0.5g~3g while getting enough distance to reach the spot that fish might be there. The sharpness of blanks enables you to make jig head move as you wished and you will be able to strike instantaneously as soon as you sensed bite of target. The flexibility and sensitivity of blanks transmits slightly changes of current, vital information and a sense of existence of jig head.



#### BlueCurrent III 74

Spec / Lure: Max 10g (JH 0.3~7g/Rig 1-10g/Plug 1.6~7.8g)  
Line: PE 0.1~0.5/NY • FC 1-5lb

Price:

If you wish to fish with various kind of method in various situation with one rod, this 74 will be the one for sure. 74 can handle all of method for light game fishing such as jig head, sinker, metal jig, and plug at your will. High sensitivity will not be lost even if you search target deeper than 10m. You will definitely be able to feel what is "BlueCurrentIII" like once you fish with this 74.



#### BlueCurrent III 711

Spec / Lure: Max 11g (JH 0.5~7g/Rig 2-11g)  
Line: PE 0.2~0.6

Price:

Even if you cast small jig head a long distance, you will not lose your sense to feel movement of jig head with this 711. Also, 711 which is categorized in long length model though, transmits information of underwater world and vital information constantly even in rapid water or deep area. Flexible and sensitive tip section will let target bite your jig head without strangeness and powerful butt section will lead you assured landing.



#### BlueCurrent III 69/B

Spec / Lure: Max 7g (JH 0.8~7g/Plug 1.6~5g/Rig 1~7g)  
Line: PE 0.3~0.6/NY • FC 3-6lb

Price:

This is the standard model of overhead series that let you cast and manipulate jig head and plug as exactly as you wished. Tip section which have been loaded flexibility and sensitivity will transmits vital information clearly and belly section that have moderate stiffness make light wind action comfortably. Especially when you fish with plug, the potential of 69 overhead model will be pulled out. You will notice that you can give the action to plug as exactly as you have planned.



#### BlueCurrent III 69

Spec / Lure: Max 7g (JH 0.3~7g/Plug 1.6~5g)  
Line: PE 0.08~0.4/NY • FC 1-4lb

Price:

We have designed tip and belly section of this 69 very carefully to manipulate jig head and plug exactly as you wished. Tip and belly section have been applied moderate stiffness for achieving high sensitivity to transmits small vital information and slightly changes of current and sharpness to twitch and jerk jig head aggressively. Also, if you really wish to fish with plug, we recommend you to take this 69. Of course, you can take 69 for light game off the boat as well.



#### BlueCurrent III 76 Stream

Spec / Lure: Max 12g (Plug 1.6~12g)  
Line: PE 0.3~0.8

Price:

This 76 Stream have been designed for various kind and size of plugs as such as small one for mackerel and medium size for seabass or black sea bream. Moderate stiffness and comfortable recovery speed which is applied on tip and belly section let you manipulate top water plug, minnow or sinking pencil at your will for sure. If you are going to aim target hidden in current with plug, we recommend you to take this specialized rod for plugging game.



#### BlueCurrent III 82

Spec / Lure: Max 20g (JH 2-20g/Float 3.3-20g/Jig 2-20g/Rig 2-15g)  
Line: PE 0.3~0.8

Price:

This 82 have been tuned as sharper to get more distance than previous model. Although butt section has been enhanced, whole blanks bend smoothly and recover powerfully. On the other hand, sensitiveness and flexibility of tip section have been sharpened to transmits information that angler needs. You can handle not only plugs around 7~9cm to aim seabass or black sea bream but also of course use jig head up to 20g with swimming action to aim rockfish.



### BlueCurrent III Overhead Reel Model

#### BlueCurrent III 53/B

Spec / Lure: Max 4.5g (JH 0.5~4.5g)  
Line: PE 0.3~0.5/NY • FC 3-5lb

Price:

This is 2 pcs overhead model to aim selective and spooky target at close range. Even if you have to use jig head under 1g, you can feel the weight of it when you cast and manipulate and also you can get enough distance to reach targets comfortably. As taking advantage of overhead tackle, you can keep tension of line while letting jig head fall into the range where the target must be there.



#### BlueCurrent III 82/B

Spec / Lure: Max 20g (JH 2-20g/Float 3.3-20g/Jig 2-20g/Rig 2-15g)  
Line: PE 0.4~0.8/NY • FC 4-10lb

Price:

Although this is over 8ft long, you can handle like it is 7.6ft long thanks to sharpness and lightness of blanks themselves. Tip section which have flexibility to manipulate lure delicately link to butt section which is strong enough to stop the powerful run of large target. This deserved to be called all mighty overhead rod to cover various situations and target such as surface game for seabass or black sea bream, rock fish game and mackerel of course.



BlueCurrent III Rod Detail

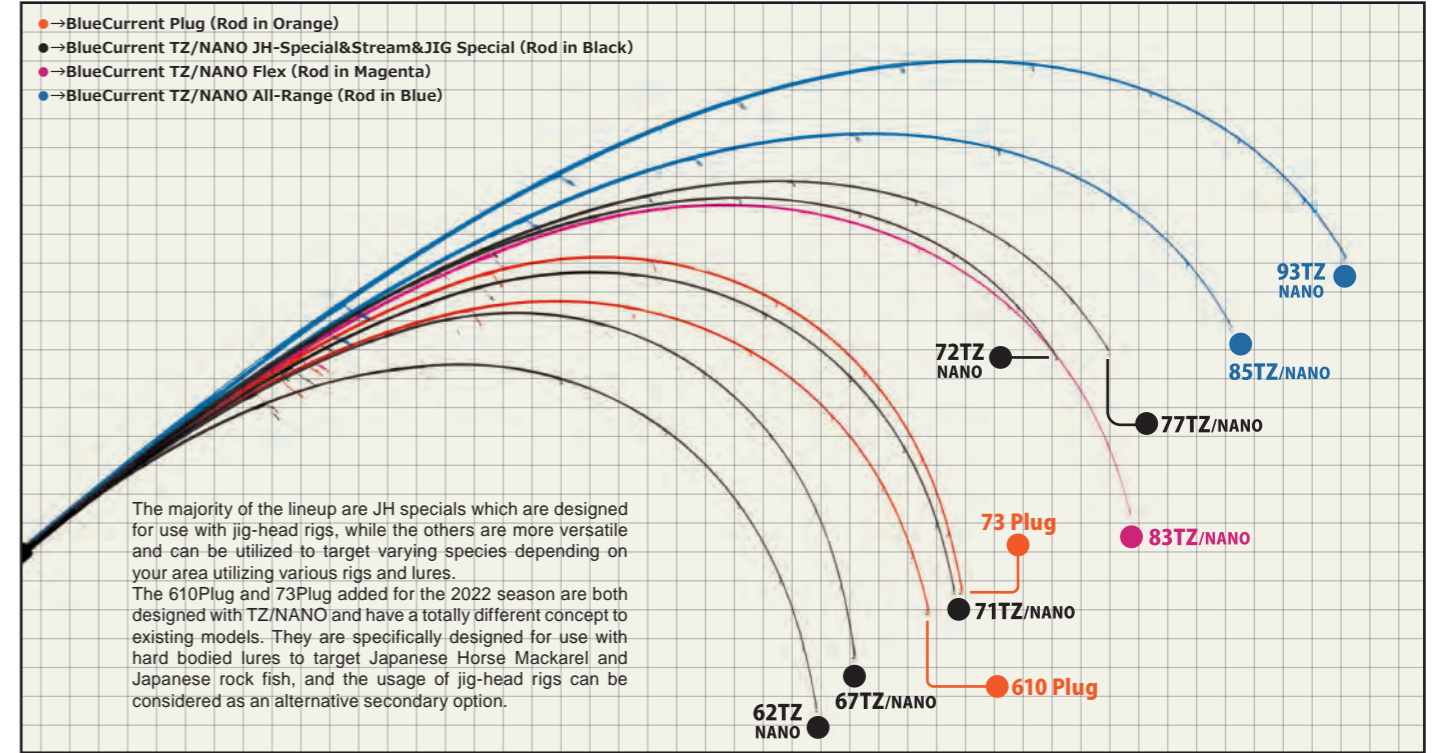
<b>BlueCurrent III 53</b>		Length: 1610mm(CL:835mm)   Weight: 53g   Guide: SiC-S stainless frame K guide(Fuji)   Section:2pcs (Put over Ferrule)   Reel seat: VSS16(Fuji)   Suitable reel size: LT1000~2000 / S: 500~C2000
<b>BlueCurrent III 510</b>		Length: 1775mm(CL:915mm)   Weight: 56g   Guide: SiC-S stainless frame K guide(Fuji)   Section:2pcs (Put over Ferrule)   Reel seat: VSS16(Fuji)   Suitable reel size: D: LT1000~2000 / S: 500~C2000
<b>BlueCurrent III 63</b>		Length: 1910mm(CL:985mm)   Weight: 59g   Guide: SiC-S stainless frame K guide(Fuji)   Section:2pcs (Put over Ferrule)   Reel seat: VSS16(Fuji)   Suitable reel size: D: LT1000~2000 / S: 500~C2000
<b>BlueCurrent III 69</b>		Length: 2070mm(CL:1065mm)   Weight: 66g   Guide: SiC-S stainless frame K guide(Fuji)   Section:2pcs (Put over Ferrule)   Reel seat: VSS16(Fuji)   Suitable reel size: D: LT1000~2000 / S: 1000~C2000
<b>BlueCurrent III 74</b>		Length: 2235mm(CL:1145mm)   Weight: 71g   Guide: SiC-S stainless frame K guide(Fuji)   Section:2pcs (Put over Ferrule)   Reel seat: VSS16(Fuji)   Suitable reel size: D: LT1000~2500C / S: 1000~2500
<b>BlueCurrent III 76 Stream</b>		Length: 2290mm(CL:1175mm)   Weight: 81g   Guide: SiC-S stainless frame K guide(Fuji)   Section:2pcs (Put over Ferrule)   Reel seat: VSS16(Fuji)   Suitable reel size: D: LT2000~2500C / S: 2000~2500
<b>BlueCurrent III 711</b>		Length: 2425mm(CL:1245mm)   Weight: 81g   Guide: SiC-S stainless frame K guide(Fuji)   Section:2pcs (Put over Ferrule)   Reel seat: VSS16(Fuji)   Suitable reel size: D: LT1000~2500C / S: 1000~2500
<b>BlueCurrent III 82</b>		Length: 2495mm(CL:1280mm)   Weight: 83g   Guide: SiC-S stainless frame K guide(Fuji)   Section:2pcs (Put over Ferrule)   Reel seat: VSS16(Fuji)   Suitable reel size: D: LT2000~2500C / S: 2000~2500



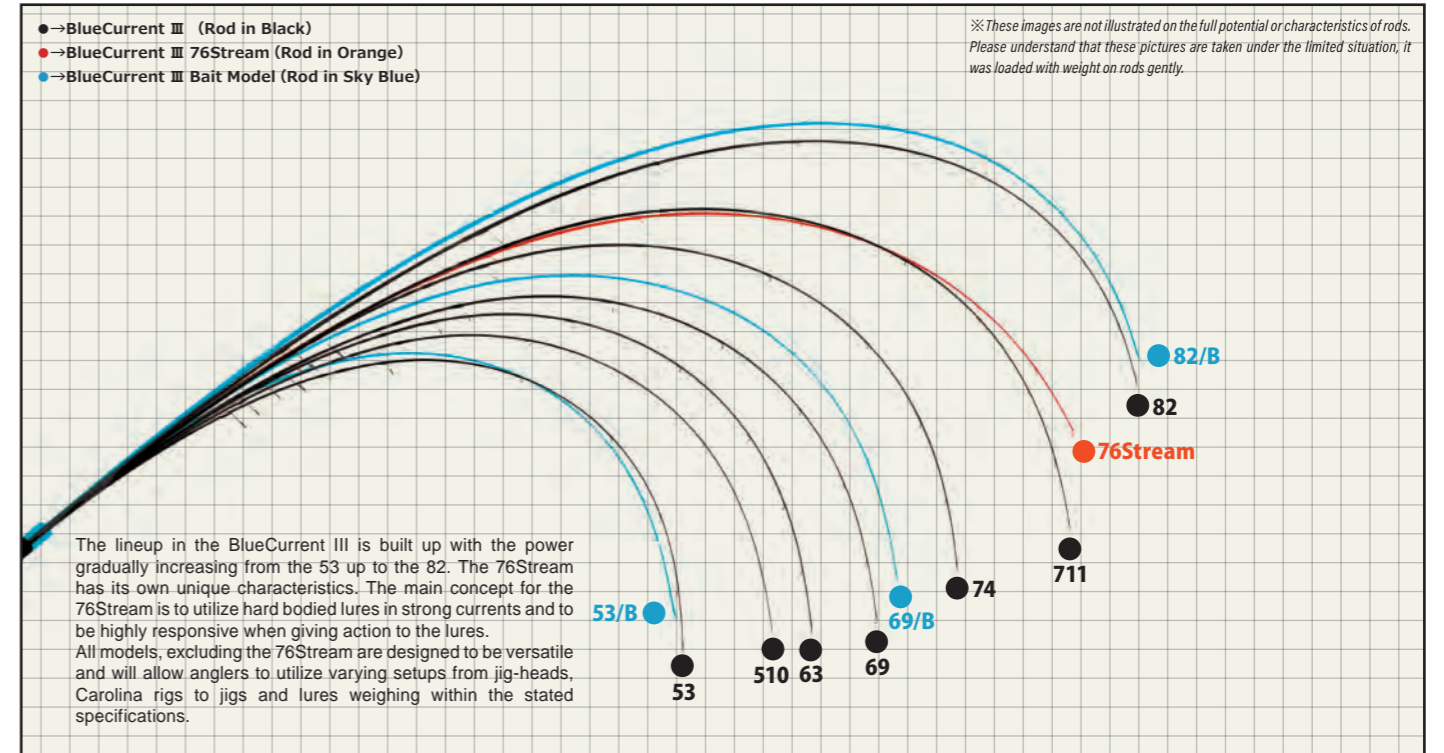
BlueCurrent III Overhead reel Model Detail

<b>BlueCurrent III 53/B</b>		Length: 1610mm(CL:835mm)   Weight: 67g   Guide: SiC-S stainless frame K guide+SiC-S titanium frame RV Guide on butt guide(Fuji)   Section:2pcs (Put over Ferrule)   Reel seat: PMTS17(Fuji)   Suitable reel size: Overhead reel for Finesse game
<b>BlueCurrent III 69/B</b>		Length: 2070mm(CL:1065mm)   Weight: 77g   Guide: SiC-S stainless frame K guide+SiC-S titanium frame RV Guide on butt guide(Fuji)   Section:2pcs (Put over Ferrule)   Reel seat: PMTS17(Fuji)   Suitable reel size: Overhead reel for Finesse game
<b>BlueCurrent III 82/B</b>		Length: 2495mm(CL:1280mm)   Weight: 93g   Guide: SiC-S stainless frame K guide(Fuji)   Section:2pcs (Put over Ferrule)   Reel seat: PMTS17(Fuji)   Suitable reel size: Overhead reel for Finesse game

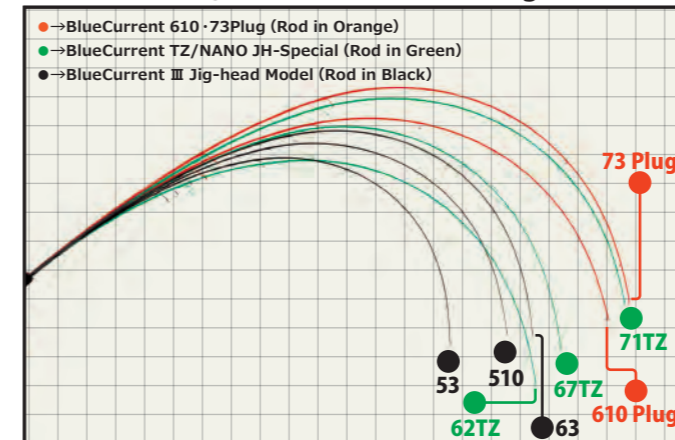
BlueCurrent TZ/NANO / Load 250g



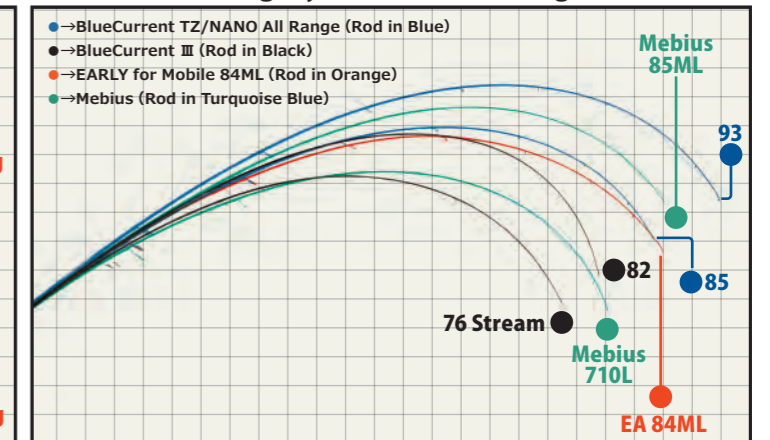
BlueCurrent III / Load 250g



BlueCurrent Jig-head Model / Load 250g



BlueCurrent Almighty Model / Load 250g



YAMAGA Blanks 2022 Light Game Series ● BlueCurrent Plug (2 Lineup) ● BlueCurrent TZ/NANO (8 Lineup) ● BlueCurrent III Spinning Model (8 Lineup) ● Overhead reel Model (3 Lineup)








# EARLY for Surf

99ML  
103M  
109MMH  
105MH  
105MMH/B



# EARLY for Surf

Surf Casting Model / 5 Lineup

The EARLY for Surf are long distance casting models developed to meet the needs of surfcasting. With the concept focusing on long distance casting, the light weight blank and light casting feel will allow anglers to maintain their concentration throughout the day. With great casting ability and highly sensitive characteristics, the EARLY for Surf models are not only ideal for the flat fish game targeting Flounders and Flatheads with minnows, metal jigs and soft plastics, but also great to target seabass and Blackfin Seabass off the rocks, small blue-runners, monstrous Jew fish and the northern sea Trout.

Although these are designed mainly for the surf game, its versatility will enable anglers to utilize these models for various games requiring long distance casting. The blanks have been built up with a sharp casting feel, the power to stop the thrashing fish and highly sensitive to meet the needs of the ever-changing surf casting game. We hope you can experience our creation in the vast field.



## EARLY 99ML for Surf

Spec / Lure: 7-35g Line: PE 0.8-1.5

Price:

The blank is equipped with the castability rivaling a10ft class rod and capable of transmitting vital information about the currents and bottom structures through the sensitive blank. In addition to the jig-head rigged up with soft plastics and small 9cm class minnows and sinking pencils, anglers will also be able to utilize a more finesse approach with light weigh (12g) vibrations for high pressure situations. You can cast long distances to search the vast surf or cast with pinpoint accuracy to the breaks. Either way, anglers will be able to cast all day long with this light weight and well-balanced rod.



## EARLY 103M for Surf

Spec / Lure: 8-42g Line: PE 0.8-1.5

Price:

If you wish to cast and manipulate various kind of lures as such as minnow 9cm class, sinking pencil minnow 40g, jig minnow or jig head, this EARLY 103M is going to be enable you to fish comfortably thanks to that excellent casting feel. As long as you have loaded power on blanks even small amount, you can get enough distance without losing energy and concentrations. This 103M can be handled by any level and type of anglers for sure.



## EARLY 109MMH for Surf

Spec / Lure: 8-50g Line: PE 1-2

Price:

109MMH have been loaded specialized ability to deliver plugs much farther than you can imagine even if its small or big plugs. Flexible and sensitive tip section will be enable you to not only cast light lure easily but also sense slightly changes of current or situations of bottom sea even in night time. You can handle plug around 45g without any stress as same as 105MH, so please take this 109MMH to aim seabass or black fin seabass from rocky or sandy beach.



## EARLY 105MH for Surf

Spec / Lure: 10-50g Line: PE 1-2

Price:

This 105MH have most powerful blanks of new 10ft series to deliver 50g of lure farther than ever you have reached. Especially the butt section of 105MH have been loaded huge power to launch heavy lure farther than your expectations and also to keep big target under control without losing initiative. High versatility employed to blanks for target as such as seabass, black fin seabass, or blue runner from rocky and sandy beach, rocks or piers.



## EARLY 105MMH/B for Surf

Spec / Lure: 15-50g Line: PE 1.5-2.5

Price:

With long distance casting being absolute essential for the surf game, the 105MMH Overhead reel model was developed to shoot out lures in the vast surf without any stress and maximize the ability of the high performance bait casting reels out on the market today. You will be able to feel for the change in flow, current and underwater landscape through the "direct" sensitivity blank otherwise unable in spinning models. Furthermore, anglers can go out targeting monstrous Jew fish and blue-runners in the surf with the advantages of the bait tackle of increased line capacity and ability to utilize a thicker line and not losing any casting distance.



### EARLY for Surf Rod Detail


Model	Length (CL)	Weight	Guide	Section	Reel seat	Suitable reel size
EARLY 99ML for Surf	2980mm	155g	SIC-S stainless frame K guide (Fuji)	2pcs (Put over Ferrule)	VSS16(Fuji)	D:LT4000C~5000C / S:4000~5000
EARLY 103M for Surf	3150mm	174g	SIC-S stainless frame K guide (Fuji)	2pcs (Put over Ferrule)	DPS18(Fuji)	D:LT4000C~5000C / S:4000~C5000
EARLY 109MMH for Surf	3295mm	195g	SIC-S stainless frame K guide (Fuji)	2pcs (Put over Ferrule)	DPS18(Fuji)	D:LT4000C~5000C / S:4000~C5000
EARLY 105MH for Surf	3180mm	195g	SIC-S stainless frame K guide (Fuji)	2pcs (Put over Ferrule)	DPS18(Fuji)	D:LT4000C~5000C / S:4000~C5000
EARLY 105MMH/B for Surf	3175mm	189g	SIC-S stainless frame K guide (Fuji)	2pcs (Put over Ferrule)	ACS17(Fuji)	





# EARLY for Boat for Mobile

68M  
610MH/B  
84ML / 4pcs  
76MMH / 3pcs  
96MMH / 4pcs



# EARLY for Boat

Boat Casting Model / 2 Lineup

The EARLY for Boat was developed to enjoy the light casting game off-shore targeting bream, seabass, small Blue-runners, flat-fish and even rock fish. The sharp regular tapered rod is extremely responsive and has a sharp casting feel with the developmental concept of "every fish tells a story".

It is a versatile rod able to handle the ever changing sea conditions by allowing anglers to pinpoint cast to structures, drop into holes and cast in the open sea. Anglers will be able to utilize a wide variety of lures vital for the off-shore game and accurately cast and trace the course you desire. You can say that this EARLY for Boat was created as an offensive technical model for anglers to feel satisfied when hooking a fish according to plan.



## NEW EARLY 68M for Boat

Spec / Lure: 7-32g Line: PE 0.8-1.5

Price:

This is an all-rounder model ideal for light boat casting game targeting Bream, Seabass and Spanish-Mackerels and other small blue-runners. With the sharp regular tapered blank settings, anglers will be able to cast to pinpoint accurate holes and structures while still being able to cast long distances in the open area. The rod responds well to various lures including minnow, shads, sinking pencils and dog walking of topwater lures. Once your target is hooked, the rods seamless bend is like a one-piece rod, reducing any chances of a hook off while being able to easily surface the fish.



## NEW EARLY 610MH/B for Boat

Spec / Lure: 10-50g Line: PE 1.2-2.5

Price:

The rod is ideal to target rock-fish from boats. With the stiffness and sensitivity, anglers will be able to feel for bottom structures to effectively maneuver your rigs and induce the bite. The rod possesses high resilience and will efficiently rip the fish off the bottom structures to eliminate any bust offs. It is also a versatile rod able to handle various rigs including metal type jigs, vibration lures, deep-diving minnows, 40-50g joint type lures and even subsurface 150mm class minnows for seabass.



# EARLY for Mobile

Multi Piece Mobile / 3 Lineup

The EARLY for Mobile models are multi piece mobile pack rods which are able to separate into 3-4 pieces. These rods were developed to feel like a 2-piece rod as we refused to sacrifice the rods performance in exchange for mobility.

The rods superior performances will not only assist the anglers fishing but the mobility has also added a new meaning to "versatility". When in your fishing grounds, we are limited in what we can use. The 3 models in the EARLY for Mobile series are built up with concepts that other EARLY series do not have.

The compact rod can easily be carried around stress free on bikes, bicycles and other public transports which you may use to access your fishing grounds in large cities. Furthermore, if you are a frequent flier, you can tuck away your rod in your suitcase on your business trips overseas.

Once in use, you will notice the outstanding casting feel, controllability and the seamless bending curve of the blank rarely seen in multi-piece rods. The lineup of multi piece rods with exceptional performance will surely open up new fishing grounds for anglers around the world.



## NEW EARLY 76MMH/3pcs for Mobile

Spec / Lure: 8-55g Line: PE 1-2

Price:

The rod is able to be loaded with heavy lures and can go head-to-head against the unexpected big one. This rod will be your next best friend on your domestic or international trips, land-based or even off-shore. You can enjoy going after seabass in the open water, light casting for Blue-runners or even cast around reef edges in more tropical countries. We are confident that anglers with sights on large predators around the world will enjoy using this versatile rod with a sensitive tip yet powerful butt section.



## NEW EARLY 84ML/4pcs for Mobile

Spec / Lure: 5-24g Line: PE 0.6-1.2

Price:

It is a versatile rod able to enjoy various light ~ middle class lure fishing targeting Seabass and Breams with the use of top-water lures to soft plastics. The flexible tip will enable anglers to easily handle the subtle movements of small sinking pencils, minnows, jig-head rigs in addition to controlling top-water lures. We hope you can enjoy the light game on your trips away or even around local river mouths accessible by bikes or trains.



## NEW EARLY 96MMH/4pcs for Mobile

Spec / Lure: 10-60g Line: PE 1-2

Price:

The blank is designed with a sharp feeling and the controllability is outstanding. You will be able to utilize large 14cm + minnows, heavy vibration type lures and blade type lures to search a vast area. You can also target small Blue-runners and flat fish in the surf by utilizing light jigs and soft plastics. We focused on its castability, seamless bending curve and outstanding power during the developmental stages for those traveling anglers who have a vast array of targets around the world.



### EARLY for Boat Rod Detail



### EARLY for Mobile Rod Detail

