

Night

Day

Light Game

Anywhere

Anything



BlueCurrent Plug Model / 3 Line up

Light Plugging

TORZITE Fuji nanoballou

There will be new models for the BlueCurrent TZ/NANO series for use with ultra-small lures to target Japanese Horse Mackerel and Japanese rock fish. The evolution of the plugging game (use of hard bodied lures) has been considerable in recent years requiring extra sensitive rods to use ultra-small lures around 2g. We have developed the blank with our focus on sensitivity and its ability to transmit the smallest changes in the current, water pressure and lure movement. Both models are were not developed to simply utilize these hard bodied lures but each are special models with distinct characteristics. The two types can be distinguished by the difference in style. The “quick” type which will not miss the smallest of nibbles to aggressively hook the fish and the “seamless” type which smoothly hooks the fish by naturally bending in. You can use hard bodied lures with the other models in the BlueCurrent series which are designed for jig-head type rigs, but these 2 models are especially designed for use with these lures. We hope you can take hold of our new BlueCurrent Plugging series to enjoy the ever changing plugging game for these small but extremely fun species to target.



BlueCurrent Plug Icons

- Plugs /include for top water (With action)
- Sinking pencil /include for top water (retrieving)
- Jighead (~3g)
- Metal Jig

2021 NEW 610 Plug Quickness : TZ/NANO

Price:



ROD SPEC Lure: Plug 1.5-6g/JH 0.5-5g
Line: PE 0.1-0.4

- Length: 2100mm(CL:1075mm) Weight:64g
- Guide: TORZITE titanium frame K Guide (Fuji)
- Section: 2pcs (Put over Ferrule) Reel seat: VSS16(Fuji)
- Suitable reel size D:LT1000~2000 / S:1000~C2000

More details

This plugging model was developed to enable anglers to sense the subtle changes in water pressure and currents with outstanding balance to breathe life into your lures through rod action. The tip section is designed to be stiff to give the lure variant action while the whole blank will bend in to reduce hook offs. When simply retrieving minnows and sinking pencils, the super sensitive tip section will immediately transmit the smallest of bites enabling anglers to swiftly hookup with the belly section of the blank. You can say that this is a specially tuned model to aggressively hook the fish with the slightest of touches.



2021 NEW 73 Plug Seamless : TZ/NANO

Price:



ROD SPEC Lure: Plug 1.5-6g/JH 0.3-5g
Line: PE 0.1-0.4

- Length: 2220mm(CL: 1135mm) Weight:67g
- Guide: TORZITE titanium frame K Guide (Fuji)
- Section: 2pcs (Put over Ferrule) Reel seat: VSS16(Fuji)
- Suitable reel size D:LT1000~2000 / S:1000~C2000

More details

The blank is designed to have contradicting characteristics of sharpness and flexibility in order to successfully hookup the subtle “sucking” and “nibbling” bites. The rod will smoothly respond to your hooking followed by the fight. Anglers will be able to pick up those minute bites when the targets are feeding on micro baits by slowing drifting your lures in the current.



BlueCurrent III
Solve for a New Era
BlueCurrent
TZ/NANO











BlueCurrent TZ/NANO / 8 Line up

Light Game Category

BlueCurrent TZ/NANO series are flag ship models which are filled with our knowledge and techniques of designing blanks of light game. Carbon prepreg which NANOALLOW® technology have been applied is chosen and TORZITE ring guides which are light and less friction are loaded. Once you fish with this series, you notice the lightness and sensitiveness, casting feel that you never get unwanted wobble and massive butt power hidden in butt section that will be increased when it is bent. We present you various kind of rods with remarkable individuality as BlueCurrent TZ/NANO series as such as Jig Head-special which is perfect match for tiny jig head and small plug for horse mackerel or mebaru, Jig-special which is specialized for small metal jig, Stream-special to search target in current, Flex which is enable you to enjoy flexibility, and All-Range to do anything at anywhere.



BlueCurrent TN Icons  Jighead (~3g)  Jighead Heavy (3g~)  Sinker Caro  Float Rig  Plugs /include for top water (With action)  Sinking pencil /include for top water (retrieving)  Metal Jig  Egi (#2~#3)

62 TZ/NANO Jighead Special

Lure: JH ~3g Line: NY • FC 1~3lb

- Length: 2020mm (CL:1035mm) Weight: 61g
- Guide: TORZITE titanium frame K Guide (Fuji)
- Section: 2pcs (Put over Ferrule) Reel seat: VSS16(Fuji)
- Suitable reel size: D:LT1000~2000 / S:1000~C2000



More details



Price:




67 TZ/NANO Jighead Special

Lure: JH ~5g/Plug ~3.5g Line: ~PE 0.4/NY • FC 1~3lb

- Length: 2020mm (CL:1035mm) Weight: 61g
- Guide: TORZITE titanium frame K Guide (Fuji)
- Section: 2pcs (Put over Ferrule) Reel seat: VSS16(Fuji)
- Suitable reel size: D:LT1000~2000 / S:1000~C2000



More details



Price:



71 TZ/NANO Jighead Special

Lure: JH 0.3~5g/Rig ~7g/Plug 1.6~4.5g Line: ~PE 0.4/NY • FC 1~4lb

- Length: 2175mm (CL:1115mm) Weight: 63g
- Guide: TORZITE titanium frame K Guide (Fuji)
- Section: 2pcs (Put over Ferrule) Reel seat: VSS16(Fuji)
- Suitable reel size: D:LT1000~2000 / S:1000~C2000



More details



Price:



71TZNano is most regular action in BlueCurrent Jig head special series. Although this is specialized model for jig head game, you can approach to target with slow retrieving of small plug or light rig. The sensitivity while you are retrieving is high enough to sense slightly changes of current and tiny vital information. Fish will take your lure without strangeness and blanks will bend smoother like seamless while on fighting.

72 TZ/NANO Jig Special

Lure: Jig 1.5~15g Line: PE 0.3~0.8

- Length: 2185mm (CL:1125mm) Weight: 70g
- Guide: TORZITE titanium frame K Guide (Fuji)
- Section: 2pcs (Put over Ferrule) Reel seat: VSS16(Fuji)
- Suitable reel size: D:LT2000~2500C / S:2000~C2500



More details



Price:



This is the special tuned model which enable anglers manipulate various weight of jigs from micro sized to 15g weight because of moderate strain of tip section. We have chosen NANOALLOY® technology from TORAY on butt section for extra muscle. Its innovative to a material from TORAY LTD to achieve a high performance of manipulation and sensitiveness. Although you might sense the strain of blanks, it will work as tenacity to land fish smoothly.

77 TZ/NANO Stream Special

Lure: Plug 2~9g/Rig 1.5~13g Line: PE 0.3~0.8

- Length: 2310mm (CL:1190mm) Weight: 74g
- Guide: TORZITE titanium frame K Guide (Fuji)
- Section: 2pcs (Put over Ferrule) Reel seat: VSS16(Fuji)
- Suitable reel size: D: LT2000~2500C / S: 2000~C2500



More details



Price:



This rod which has been built with NANOALLOY® technology from TORAY is for special situation. It achieved high sensitivity and usability of various lures without losing repulsive force of rod even in the rapid current. The potentials of this rod will be shown mostly at the field where the experts likes.

83 TZ/NANO Flex

Lure: JH 0.8~5g/Rig 1.8~10.5g/Plug 1.5~8g Line: PE 0.2~0.6

- Length: 2520mm (CL:1290mm) Weight: 73g
- Guide: TORZITE titanium frame K Guide (Fuji)
- Section: 2pcs (Put over Ferrule) Reel seat: VSS16(Fuji)
- Suitable reel size: LT2000~2500C / S: 2000~C2500



More details



Price:



If you wish to deliver light weight of jig head farther than ever and manipulate it as you want, we are sure that 83TZNano will make you satisfy. Flexibility and sensitivity of blanks enable you to manipulate light weight of plug delicately even you have delivered it farther than you have expected and you can manipulate it as you are at close range. If it is rough condition at closer range of you, you can fight without anxious thanks to ability of reshaping itself speedy.

85 TZ/NANO All Range

Lure: 3~21g Line: PE 0.4~1

- Length: 2570mm (CL:1315mm) Weight: 80g
- Guide: TORZITE titanium frame K Guide (Fuji)
- Section: 2pcs (Put over Ferrule) Reel seat: VSS16(Fuji)
- Suitable reel size: D: LT2000~2500 / S: 2000~2500



More details



Price:



If you want to do everything in light game category, we think that BlueCurrent 85/TZ will make your dream come true. Every range of water will be covered with light line by BlueCurrent 85/TZ which have been gotten sensitiveness and toughness. You will never lose initiative even if you hook big one up accidentally. You will be able to aim Rock Fish, Black Sea Bream, Seabass (aim from top water to deep water), Horse Mackerel or even squid.

93 TZ/NANO All Range

Lure: 3~21g Line: PE 0.4~1

- Length: 2825mm (CL:1440mm) Weight: 90g
- Guide: TORZITE titanium frame K Guide (Fuji)
- Section: 2pcs (Put over Ferrule) Reel seat: VSS16(Fuji)
- Suitable reel size: D: LT2500C~2500 / S: 2500~C3000



More details



Price:



Actually, it is all depends on your imagination to pull out the infinite potential of this 93TZNano All-Range. We have extended length and enhanced power of 85TZNano All-Range to cover farther range and tougher target. Of course, you can use it for Horse Mackerel or rockfish, it works for black sea bream, seabass or even for squid. As we mentioned, potential of 93TZNano All-Range become unlimited depending on your skill and imagination.



BlueCurrent III / 11 Line up

Light Game Category



BlueCurrent III Movies



For the BlueCurrent III, we aimed to expanded the release point for easier casting, created a seamless bending curve to prevent any hook-offs and improve the response time as if the rod was part of the anglers body. The BlueCurrent series has represented Yamaga Blanks light game qualities for many years. This "III" does not simply mean the models have change three times, but have inherited the DNA of previous models and has evolved into the 3rd generation. The design, material and concepts have all been renewed to meet the needs of the ever changing light game scene in addition to being one of the most cost effective rods on the market. The lineup comprises of 8 spinning and 3 bait-casting models. User-friendly being the biggest attribute of the series, the rods are a work of art. We hope you can experience the spirit of Yamaga Blanks first handedly.



BlueCurrent III Spinning model

III 53

Lure: Max 4.5g (JH 0.1~4.5g)
Line: PE 0.06~0.3/NY・FC 1~3lb

- Length: 1610mm(CL:835mm) Weight: 53g
- Guide: SiC-S stainless frame K guide(Fuji)
- Section:2pcs (Put over Ferrule) Reel seat: VSS16(Fuji)
- Suitable reel size LT1000~2000 / S: 500~C2000



More details

Price:



Target: Horse Mackerel (Aji)・Rock fish Field: Port

III 510

Lure: Max 4.5g (JH 0.3~4.5g)
Line: PE 0.06~0.3/NY・FC 1~3lb

- Length: 1775mm(CL:915mm) Weight: 56g
- Guide: SiC-S stainless frame K guide(Fuji)
- Section:2pcs (Put over Ferrule) Reel seat: VSS16(Fuji)
- Suitable reel size D: LT1000~2000 / S: 500~C2000



More details

Price:



Target: Horse Mackerel (Aji)・Rock fish Field: Port

III 63

Lure: Max 5g (JH 0.3~5g/Plug 1.6~3.5g)
Line: PE 0.06~0.3/NY・FC 1~3lb

- Length: 1910mm(CL:985mm) Weight: 59g
- Guide: SiC-S stainless frame K guide(Fuji)
- Section:2pcs (Put over Ferrule) Reel seat: VSS16(Fuji)
- Suitable reel size D: LT1000~2000 / S: 500~C2000



More details

Price:



Target: Horse Mackerel (Aji)・Rock fish Field: Port



III 69

Lure: Max 7g (JH 0.3~7g/Plug 1.6~5g)
Line: PE 0.08~0.4/NY・FC 1~4lb

- Length: 2070mm(CL:1065mm) Weight: 66g
- Guide: SiC-S stainless frame K guide(Fuji)
- Section:2pcs (Put over Ferrule) Reel seat: VSS16(Fuji)
- Suitable reel size D: LT1000~2000 / S: 1000~C2000



More details

Price:



We have designed tip and belly section of this 69 very carefully to manipulate jig head and plug exactly as you wished. Tip and belly section have been applied moderate stiffness for achieving high sensitivity to transmits small vital information and slightly changes of current and sharpness to twitch and jerk jig head aggressively. Also, if you really wish to fish with plug, we recommend you to take this 69. Of course, you can take 69 for light game off the boat as well.



Target: Rock fish・Horse Mackerel (Aji) Field: Port

III 74

Lure: Max 10g (JH 0.3~7g/Rig 1~10g/Plug 1.6~7.8g)
Line: PE 0.1~0.5/NY・FC 1~5lb

- Length: 2235mm(CL:1145mm) Weight: 71g
- Guide: SiC-S stainless frame K guide(Fuji)
- Section:2pcs (Put over Ferrule) Reel seat: VSS16(Fuji)
- Suitable reel size D: LT1000~2500C / S: 1000~2500



More details

Price:



If you wish to fish with various kind of method in various situation with one rod, this 74 will be the one for sure. 74 can handle all of method for light game fishing such as jig head, sinker, metal jig, and plug at your will. High sensitivity will not be lost even if you search target deeper than 10m. You will definitely be able to feel what is "BlueCurrentIII" like once you fish with this 74.



Target: Horse Mackerel (Aji)・Rock fish・etc

Field: Port・Rocks・Estuary・Surf

III 76 stream

Lure: Max 12g (Plug 1.6~12g)
Line: PE 0.3~0.8

- Length: 2290mm(CL:1175mm) Weight: 81g
- Guide: SiC-S stainless frame K guide(Fuji)
- Section:2pcs (Put over Ferrule) Reel seat: VSS16(Fuji)
- Suitable reel size D: LT2000~2500C / S: 2000~2500



More details

Price:



This 76 Stream have been designed for various kind and size of plugs as such as small one for mackerel and medium size for seabass or black sea bream. Moderate stiffness and comfortable recovery speed which is applied on tip and belly section let you manipulate top water plug, minnow or sinking pencil at your will for sure. If you are going to aim target hidden in current with plug, we recommend you to take this specialized rod for plugging game.



Target: RockFish・Black sea bream・Seabass・Horse mackerel(Aji)

Field: Port・Estuary・Rocks

III 711

Lure: Max 11g (JH 0.5~7g/Rig 2~11g)
Line: PE 0.2~0.6

- Length: 2290mm(CL:1175mm) Weight: 81g
- Guide: SiC-S stainless frame K guide(Fuji)
- Section:2pcs (Put over Ferrule) Reel seat: VSS16(Fuji)
- Suitable reel size D: LT1000~2500C / S: 1000~2500



More details

Price:



Even if you cast small jig head a long distance, you will not lose your sense to feel movement of jig head with this 711. Also, 711 which is categorized in long length model though, transmits information of underwater world and vital information constantly even in rapid water or deep area. Flexible and sensitive tip section will let target bite your jig head without strangeness and powerful butt section will lead you assured landing.



Target: Horse Mackerel (Aji)・Rock fish・etc

Field: Port・Rocks・Estuary・Surf

III 82

Lure: Max 20g (JH 2~20g/Float 3.3~20g/Jig 2~20g/Rig 2~20g/Plug 2~15g)
Line: PE 0.3~0.8

- Length: 2495mm(CL:1280mm) Weight: 83g
- Guide: SiC-S stainless frame K guide(Fuji)
- Section:2pcs (Put over Ferrule) Reel seat: VSS16(Fuji)
- Suitable reel size D: LT2000~2500C / S: 2000~2500



More details

Price:



This 82 have been tuned as sharper to get more distance than previous model. Although butt section has been enhanced, whole blanks bend smoothly and recover powerfully. On the other hand, sensitiveness and flexibility of tip section have been sharpened to transmits information that angler needs. You can handle not only plugs around 7~9cm to aim seabass or black sea bream but also of course use jig head up to 20g with swimming action to aim rockfish.



Target: Horse Mackerel (Aji)・Rock fish・Black seabream・Seabass・etc

Field: Port・Rocks・Estuary・Surf・etc



BlueCurrent III Overhead reel model

III 53/B

ROD SPEC


Lure: Max 4.5g (JH 0.5-4.5g)
Line: PE 0.3~0.5/NY • FC 3-5lb

Length: 1610mm (CL: 835mm) Weight: 67g


Guide: SiC-S stainless frame K guide+SiC-S titanium frame RV Guide on butt guide (Fuji)

Section: 2pcs (Put over Ferrule) Reel seat: PMTS17 (Fuji)

Suitable reel size • Overhead reel for Finesse game



More details



[Grip] a.200mm | b.305mm | Overhead reel Model

Price:

JH

S/P

PLG

Target: Horse Mackerel (Aji) • Rock fish Field: Port

III 69/B

ROD SPEC


Lure: Max 7g (JH 0.8-7g/Plug 1.6-5g/Rig 1-7g)
Line: PE 0.3~0.6/NY • FC 3-6lb

Length: 2070mm (CL: 1065mm) Weight: 77g


Guide: SiC-S stainless frame K guide+SiC-S titanium frame RV Guide on butt guide (Fuji)

Section: 2pcs (Put over Ferrule) Reel seat: PMTS17 (Fuji)

Suitable reel size • Overhead reel for Finesse game



More details



[Grip] a.255mm | b.360mm | Overhead reel Model

Price:

PLG

S/P

JH

Target: Horse Mackerel (Aji) • Rock fish Field: Port • Rocks

III 82/B

ROD SPEC


Lure: Max 20g (JH 2-20g/Float 3.3-20g/Jig 2-20g/Rig 2-20g/Plug 2-15g)
Line: PE 0.4~0.8/NY • FC 4-10lb

Length: 2495mm (CL: 1280mm) Weight: 93g


Guide: SiC-S stainless frame K guide (Fuji)

Section: 2pcs (Put over Ferrule) Reel seat: PMTS17 (Fuji)

Suitable reel size • Overhead reel for Finesse game



More details



[Grip] a.320mm | b.425mm | Overhead reel Model

Price:

PLG

S/P

JH

CARO

FLOAT

JIG

Target: Horse Mackerel (Aji) • Rock fish • Black seabream • Seabass • etc Field: Port • Rocks • Estuary • Surf

BlueCurrent III 82/B

BlueCurrent III 711

BlueCurrent III 76 Stream

BlueCurrent III 82

BlueCurrent III 53/B

BlueCurrent III 82/B

BlueCurrent TZ/NANO

BlueCurrent TZ/NANO Bending Curve / Load 250g

Load 250g

→BlueCurrent Plug (Rod in Orange)

→BlueCurrent TZ/NANO JH-Special (Rod in Black)

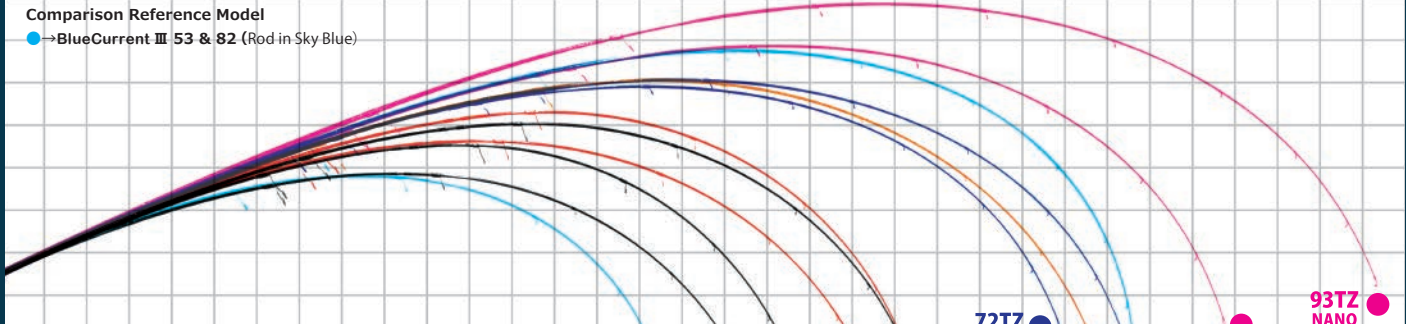
→BlueCurrent TZ/NANO Stream&JIG Special (Rod in Blue)

→BlueCurrent TZ/NANO Flex (Rod in Yellow)

→BlueCurrent TZ/NANO All-Range (Rod in Magenta)

Comparison Reference Model

→BlueCurrent III 53 & 82 (Rod in Sky Blue)



72TZ NANO
III 82
77TZ/NANO
93TZ NANO
85TZ/NANO
83TZ/NANO
71TZ/NANO
73 Plug
610 Plug
62TZ NANO
67TZ/NANO
III 53

The majority of the lineup are JH specials which are designed for use with jig-head rigs, while the others are more versatile and can be utilized to target varying species depending on your area utilizing various rigs and lures. The 610Plug and 73Plug added for the 2021 season are both designed with TZ/NANO and have a totally different concept to existing models. They are specifically designed for use with hard bodied lures to target Japanese Horse Mackerel and Japanese rock fish, and the usage of jig-head rigs can be considered as an alternative secondary option. The 610Plug is especially stiffer compared to other models in the lineup and may cause a miss-bite for use with jig-head rigs which are more suitable for sucking type bites. However, the ultra sensitive blank will instantaneously transmit the slightest touch from the fish allowing you to swiftly hookup the fish. This extreme setting is very unique for the BlueCurrent series, but anglers around the world will understand that situations like this do exist, especially those who already have experienced the BlueCurrent models.

BlueCurrent III

BlueCurrent III Spinning & Bait Model Bending Curve / Load 250g

Load 250g

→BlueCurrent III (Rod in Black)

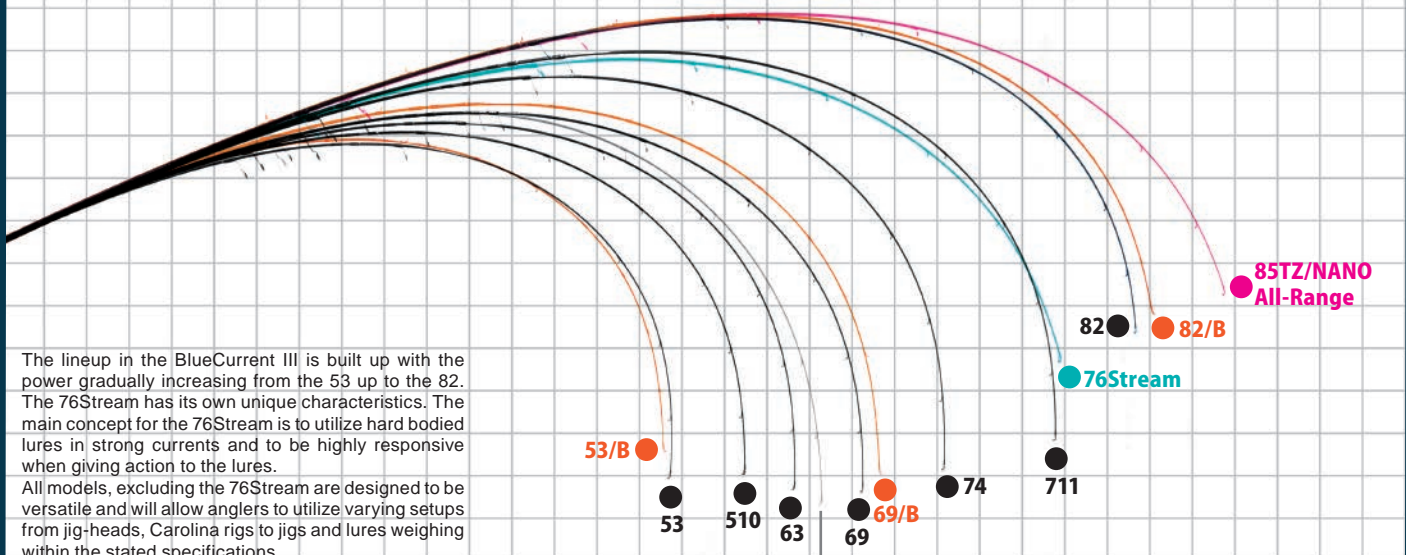
→BlueCurrent III 76Stream (Rod in Turquoise Blue)

→BlueCurrent III Overhead reel Model (Rod in Orange)

Comparison Reference Model

→BlueCurrent 67TZ/NANO All-Range (Rod in Gray)

→BlueCurrent 85TZ/NANO All-Range (Rod in Magenta)



85TZ/NANO All-Range
82
82/B
76Stream
711
74
69/B
63
510
53
67TZ/NANO

The lineup in the BlueCurrent III is built up with the power gradually increasing from the 53 up to the 82. The 76Stream has its own unique characteristics. The main concept for the 76Stream is to utilize hard bodied lures in strong currents and to be highly responsive when giving action to the lures. All models, excluding the 76Stream are designed to be versatile and will allow anglers to utilize varying setups from jig-heads, Carolina rigs to jigs and lures weighing within the stated specifications. Jig-head rigs can be utilized for all 3 Overhead reel models, however, if the weight of the rig is under 1g, we recommend using the spinning model. For anglers who want to heighten the sensitivity, the bait-model is ideal as the winding and sinking of your rig will directly transmit to your hands. Furthermore, it is also suited for the bait-finesse game targeting trout in streams.

※These images are not illustrated on the full potential or characteristics of rods. Please understand that these pictures are taken under the limited situation, it was loaded with weight on rods gently.

26

27



Calista

/ 6 Line up

Shore Eging

We have succeeded to utilize NANOALLOY® technology from TORAY totally as egging rod of new standard.

Blanks made of NANOALLOY® will be followed in a moment when it is loaded and will be returned instantly thanks to high repulsive force. Because of these character angler will be able to jerk EGI sharply with less power than ever and make monster squid float quickly without any breakage of legs of squid when you fight. Blanks with moderate stiffness and suppleness will reduce burden of anglers and enable you to lure squid more delicately.

Although Calista series have been loaded flexibility and lightness. Also, repulsive force that has been loaded on blanks is much stronger than Mebius series.

Even though 3type of M class in this series, those are classified by situations of eging scene and size of squid. All of them bend well even a small amount of input and reshape itself speedy and powerfully. If you aim squid over 3kg mainly, 82M or 86M are recommended.

Other power class will cover small size of squid Up to 2kg.

High versatility is hidden inside of blanks with high sensitivity and durability to be enable you to handle variety of lure in weight range on specifications.

The potential of versatility loaded on this series will let you aim not only squid but also variety of fish.

TORZITE Fuji
NANOALLOY



Calista Movies



Calista 710M/TZ/NANO

86L /TZ NANO

ROD SPEC Lure: Egi #2.5~3.5 Line: PE 0.4~0.8

- Length: 2582mm(CL:1325mm) Weight: 93g
- Guide: TORZITE Titanium frame K Guide
- & Top Guide : SIC Ring Titanium frame Guide(Fuji)
- Section:2pcs (Spigot Ferrule) Reel seat: VSS16(Fuji)
- Suitable reel size D: LT2500 / S: C3000



More details

This is the light class rod which is good for jerking make use of line slack. This is suit to the game that lure squid delicately and sense slightes touch of squid with fine PE line. We have expressed 86L as "light class rod" which means it will be enable you to manipulate lure with less power than other models and it have been loaded enough butt power to keep squid over 2kg under control. This is the best egging rod for angler who would like to fish with super fine PE line.



Price:



82ML /TZ NANO

ROD SPEC Lure: Egi #2.5~3.5 Line: PE 0.5~1

- Length: 2500mm(CL:1285mm) Weight: 95g
- Guide: TORZITE Titanium frame K Guide
- & Top Guide : SIC Ring Titanium frame Guide(Fuji)
- Section:2pcs (Spigot Ferrule) Reel seat: VSS16(Fuji)
- Suitable reel size D: LT2500~3000C / S: C3000



More details

This is almighty egging rod that suit to not only from breakwater or rocks but also egging game on boat. This have been finished as a sensitive rod with high repulsive force to be enable anglers to jerk lure making use of line slack or jerk aggressively. Angler will be able to manipulate lure delicately when you sight fishing make use of this length. And it have been gotten ability of distance cast thanks to Torzite ring guide and blanks with NANOALLOY® carbon material from TORAY.



Price:



89ML /TZ NANO

ROD SPEC Lure: Egi #2.5~3.5 Line: PE 0.5~1

- Length: 2672mm(CL:1365mm) Weight: 100g
- Guide: TORZITE Titanium frame K Guide
- & Top Guide : SIC Ring Titanium frame Guide(Fuji)
- Section:2pcs (Spigot Ferrule) Reel seat: VSS16(Fuji)
- Suitable reel size D: LT2500~3000C / S: C3000



More details

This is the well balanced model that is enable anglers to jerk various ways from vanishing wave block, rocks or high scaffolding breakwater. It have been gotten high versatility to lure squid by various way of jerking and you will be able to cast long distance with it without any stress. This will be played an active part in spring and fall season. This is the super sensitive model which is not only to sense contact of squid but also to explore underwater world as you are searching by hands.



Price:



710M /TZ NANO

ROD SPEC Lure: Egi #2.5~4 Line: PE 0.6~1

- Length: 2395mm(CL:1225mm) Weight: 100g
- Guide: TORZITE Titanium frame K Guide
- & Top Guide : SIC Ring Titanium frame Guide(Fuji)
- Section:2pcs (Spigot Ferrule) Reel seat: VSS16(Fuji)
- Suitable reel size D:2500 / S:C3000



More details

This is the Calista with high response in a short length blank which is good for the anglers who would like to jerk Egi more sharply and more aggressively than others. If you would like to give Egi effective action with less power than ever, we recommend you to choose this 710M. Although it is short length, you will be able to cast as long distance as Calista 86M TZ Nano and it will cover various way of fishing as such as blind or sight. Of course you can use it from boat as well.



Price:



82M /TZ NANO

ROD SPEC Lure: Egi #2.5~4 Line: PE 0.6~1

- Length: 2485mm(CL:1280mm) Weight: 98g Price:
- Guide: TORZITE Titanium frame K Guide
- & Top Guide : SIC Ring Titanium frame Guide(Fuji)
- Section:2pcs (Spigot Ferrule) Reel seat: VSS16(Fuji)
- Suitable reel size D: LT2500~3000C / S: C3000



More details

Although it have massive power to set hook on and land monster squid, tip section have outstanding high sensitiveness to sense tiny contact of monster squid. Highly remarkable point is that lightness you can feel when you actually cast and making action with it. We would like to say that this 82M have gotten lightness feel of manipulating like a 710M, then loaded butt power as same as 86M. You can fish for all season at variety of field as such as rocks, piers or surf with it.



Price:



86M /TZ NANO

ROD SPEC Lure: Egi #2.5~4 Line: PE 0.6~1

- Length: 2575mm(CL:1325mm) Weight: 99g
- Guide: TORZITE Titanium frame K Guide
- & Top Guide : SIC Ring Titanium frame Guide(Fuji)
- Section:2pcs (Spigot Ferrule) Reel seat: VSS16(Fuji)
- Suitable reel size D: LT2500~3000C / S: C3000



More details

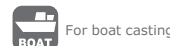
This is the standard model which is great for hard darting action. You will notice high repulsive force and high response feeling on blanks themselves once you fish with it. But you will be able to jerk heavy lure very lightly with less burden on wrist of angler thanks to NANOALLOY® carbon material which have gotten high resiliency on blank. It will be bent from tip section to belly section when squid is hooked without any breakage of legs of it.



Price:

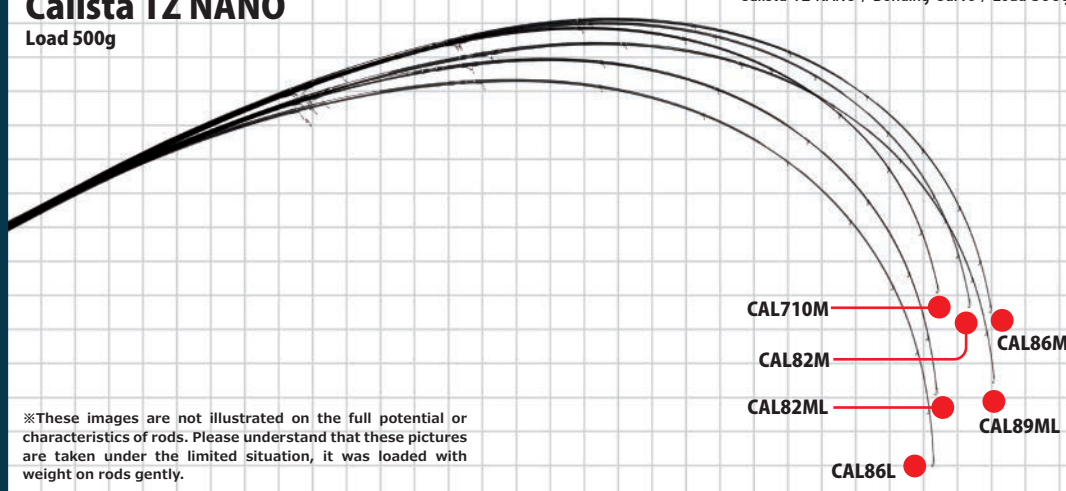


Calista Icons



Calista TZ NANO Load 500g

Calista TZ NANO / Bending Curve / Load 500g



Although Calista series have been loaded flexibility and lightness. Also, repulsive force that has been loaded on blanks is much stronger than Mebius series.

Even though 3 type of M class in this series, those are classified by situations of eging scene and size of squid. All of them bend well even a small amount of input and reshape itself speedy and powerfully. If you aim squid over 3kg mainly, 82M, 86M are recommended.

Other power class will cover small size of squid Up to 2kg.





Mebius

/ 6 Line up

Shore Eging



Mebius Movies

We hope that fishing rod from YAMAGA Blanks is going to be used by much more number of anglers. That is ambition what we put into Mebius series. It is quite difficult to keep low budget while pursuing performances and quality. But we have succeeded to achieve those elements as making extensive use of our techniques of design and quality of factory. That is how we build fishing rods and once you fish with Mebius series you will definitely know as much about our policy and performance of blanks. We offer you 6 different type of character for Mebius series as such as short length, light weight model or medium heavy class to cover various situation that you are going to face. Of course you can take one as main rod, you can also take one as a substitution for specific circumstances. High versatility is hidden inside of blanks with high sensitivity and durability to be enable you to handle variety of lure in weight range on specifications. The potential of versatility loaded on this series will let you aim not only squid but also variety of fish. We put our full of passion, spirit, knowledges and techniques of YAMAGA Blanks as a rod manufacturing bland into this Mebius series.



Mebius Icons

- SMALL** Small squid for small Egi
- ~2kg** Up to 2kg
- 2kg-up** Over 2kg
- QUICK** Short pitch jerk Quick action
- SLACK** Line slack jerk
- BIG** For heavy egi
- BOAT** For boat casting

710L

Lure: Egi #1.8~3.5 (~21g)
Line: PE 0.3~0.6

- Length: 2390mm(CL:1225mm) Weight: 84g
- Guide: SiC-S stainless frame K guide (Fuji)
- Section: 2pcs (Put over Ferrule) Reel seat: VSS16(Fuji)
- Suitable reel size D: LT2500 / S: 2500~C3000



More details



88L

Lure: Egi #2.5~3.5 (~21g)
Line: PE 0.4~0.8

- Length: 2645mm(CL:1350mm) Weight: 93g
- Guide: SiC-S stainless frame K guide (Fuji)
- Section: 2pcs (Put over Ferrule) Reel seat: VSS16(Fuji)
- Suitable reel size D: LT2500 / S: C3000



More details



85ML

Lure: Egi #2.5~3.5 (~24g)
Line: PE 0.5~0.8

- Length: 2555mm(CL:1305mm) Weight: 93g
- Guide: SiC-S stainless frame K guide (Fuji)
- Section: 2pcs (Put over Ferrule) Reel seat: VSS16(Fuji)
- Suitable reel size D: LT2500~3000C / S: C3000



More details



79M

Lure: Egi #2.5~4 (~28g)
Line: PE 0.5~1

- Length: 2365mm(CL:1210mm) Weight: 89g
- Guide: SiC-S stainless frame K guide (Fuji)
- Section: 2pcs (Put over Ferrule) Reel seat: VSS16(Fuji)
- Suitable reel size D: LT2500~3000C / S: C3000



More details



86M

Lure: Egi #2.5~4 (~30g)
Line: PE 0.5~1

- Length: 2595mm(CL:1325mm) Weight: 98g
- Guide: SiC-S stainless frame K guide (Fuji)
- Section: 2pcs (Put over Ferrule) Reel seat: VSS16(Fuji)
- Suitable reel size D: LT2500~3000C / S: C3000



More details



83MH

Lure: Egi #3~4.5 (~35g)
Line: PE 0.6~1.2

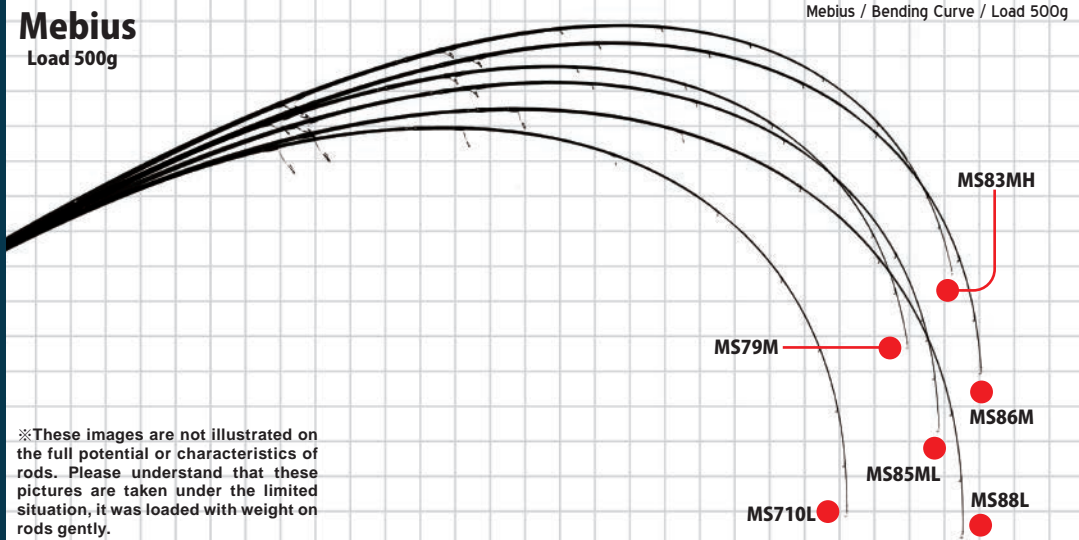
- Length: 2515mm(CL:1285mm) Weight: 98g
- Guide: SiC-S stainless frame K guide (Fuji)
- Section: 2pcs (Put over Ferrule) Reel seat: VSS16(Fuji)
- Suitable reel size D: LT3000C / S: C3000



More details



Mebius Load 500g



※These images are not illustrated on the full potential or characteristics of rods. Please understand that these pictures are taken under the limited situation, it was loaded with weight on rods gently.

These are comparison images of Mebius series which are loaded 500g weight on tip. Mebius series have been loaded more flexibility than calista series to get more versatility and usability. We have focused on cast feeling of Mebius series. Wide range of release point and repulsive force will provide you excellent feeling and distance of cast. Comfortability of casting and toughness as eging rod are directly linked to versatility for aiming at various target. Enough versatility that to be used for horse mackerel, rockfish, black sea bream, seabass or light jigging game is hidden in those blanks.





BattleWhip

Boat Eging

"BattleWhip" series to be adjusted boat eging scene which being developed day by day. We take advantage of skill, knowledges and experiences of designing fishing rod to shape the lineup of TipRun series, Ikametal series and also Omorig※ which are adjusted to segmentalized game. Although we have chosen carbon solid tip first time ever as YAMAGA Blanks for TipRun series and Ikametal series, these are not only that. We have pursued not only sensitiveness but also high comfortability for casting and manipulating exactly like Bluecurrent series. All of these models have given own specialized character one by one to make angler sense slightly changes which is transmitted through blanks.

BattleWhip TR / Tip Run Eging Model 2 Line up
3 types of BattleWhip TR series which have been given original character is lined up to cover various situations of TipRun eging scene. Anglers will enjoy to feel differences of sensitivity and speed of settle of tip section without unwanted wobble.



TR 63/N (Type-N : No Look) Carbon Solid Tip model

Egi: 30~60g Depth: 20~50m
Line: PE 0.4~0.8

●Length: 1920mm(CL:975mm) ●Weight: 75g
●Guide: SiC-S stainless frame K guide+SiC stainless frame LDB guide(Fuji)
●Section:2pcs (Put over Ferrule) ●Reel seat: VSS16(Fuji)
●Suitable reel size D: LT2500C~3000C / S: 2500~C3000



TR 73/S (Type-S : Shallow) Carbon Solid Tip model

Egi: 20~40g Depth: ~30m
Line: PE 0.4~0.8

●Length: 2225mm(CL:1145mm) ●Weight: 83g
●Guide: SiC-S stainless frame K guide+SiC stainless frame LDB guide(Fuji)
●Section:2pcs (Put over Ferrule) ●Reel seat: VSS16(Fuji)
●Suitable reel size D: LT2500~3000C / S: 2500~C3000



TR 69/D (Type-D : Deep) Carbon Solid Tip model

Egi: 50~80g Depth: 40~90m
Line: PE 0.6~1

●Length: 2075mm(CL:1060mm) ●Weight: 80g
●Guide: SiC-S stainless frame K guide+SiC stainless frame LDB guide(Fuji)
●Section:2pcs (Put over Ferrule) ●Reel seat: VSS16(Fuji)
●Suitable reel size D: LT2500~4000C / S: C3000~4000



BattleWhip IM / Ika Metal Model 2 Line up
We have totally renewed Ika Metal series which have been reconsidered design of blanks and tip section that have been switched glass solid to carbon solid. New Ika Metal series have been well balanced to achieve comfortable manipulate feeling and versatility that is enable you to jerking, shaking, posing, slow lifting and slow falling at your will.



IM 69S Carbon Solid Tip model

Egi: MAX #25(90g) Line: PE 0.4~0.8

●Length: 2070mm(CL:1060mm) ●Weight: 86g
●Guide: SiC-S stainless frame K guide+SiC stainless frame LDB guide(Fuji)
●Section:2pcs (Put over Ferrule) ●Reel seat: VSS16(Fuji)
●Suitable reel size D:LT2500~3000C / S:2500~C3000



IM 69B Carbon Solid Tip model

Egi: MAX #30(110g) Line: PE 0.4~0.8

●Length: 2070mm(CL:1060mm) ●Weight: 100g
●Guide: SiC-S stainless frame K guide (Fuji)+SiC stainless frame LDB guide(Fuji)
●Section:2pcs (Put over Ferrule) ●Reel seat: PMTS17(Fuji)
●Suitable reel size D:100~200 / S:100~200





BattleWhip OR / Omorig Model 1 Line up
This OR model have been designed to aim monster squid which is hidden the edge of lighting or conquer the tough situation that squid hardly take your egi at all. You can cast sinker with small size of egi to reach the point where the squid might be there and you can give it action exactly as you have planned.



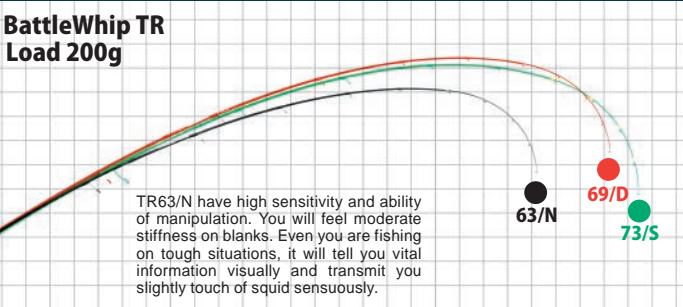
OR 72/C (Type-C : UNDER CAST) Tubular Tip model

Sinker Weight: CAST MAX #40 (150g) ※under cast only
Line: Max PE 1

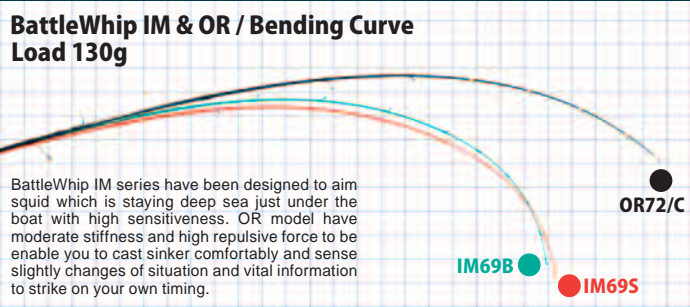
●Length: 2190mm(CL:1125mm) ●Weight: 99g
●Guide: SiC-S stainless frame K guide (Fuji)
●Section:2pcs (Put over Ferrule) ●Reel seat: VSS16(Fuji)
●Suitable reel size D: LT2500~5000C / S: C3000~C5000



Precaution for carbon solid tip model
As we have mentioned, TR&IM series have been loaded carbon solid tip. The material of carbon solid tip is extremely delicate and fragile. So please careful with shock of impact and handle gentry when you fish and shored them with care. Although you can fish in properly use with them, it might be cause of breakage of carbon solid tip if you retrieve your lure too much or wind up knot into top guide.



These are comparison image of BattleWhip TR seies. The image below is comparison of 3 models and the others are comparison which are loaded 50g/100g/200g on tip section of each models. 69/D is the most powerful to cover deep area. 73/S is versatile model for shallow area and you can cast with it as well. 63/N is the most sensitive rod in this series to transmit information you could not sense before.



These are comparison image of BattleWhip IM & OR which are loaded 130g weight on tip section.Although same blanks are used for spinning and overhead, you might feel that overhead is little stiffer than spinning because of specification of components. Although IM series have been loaded carbon solid tip, OR model have been loaded tubular tip to be enable you to cast with underhand comfortably.

Jigging & Boat Casting
Galahad Jigging
SeaWalk Light Jigging
BlueSniper Boat Casting
BLUE REEF GT Boat Casting



**BORN
TO FISH**
YAMAGA BLANKS
JAPAN FACTORY
32°59'49.5"N 130°39'34.2"E



Vertical

Bevel

Jigging

Automatic

Light



Galahad / 9 Line up

Jigging



Galahad from YAMAGABlanks which has been designed as 1 pc model to taking advantage of bending curve and replusive force as a joitless stick are line up for jigging game.
622S,633S and 634S have been loaded flexible tip section to let jig swim naturally and moderate repulsive force on belly and butt section to let jig move rhythmically. 585S and 526S high elasticity to let jig move speedy and aggressively when you jerk vertically.
We have succeeded to load high sensitivity to sense small vital information, ease of manipulation to reduce physical burden and high speed of response to transfer your input power. You can jerk both short and long strokes as you wish easily. 3 models for electric reel which are enhanced durability and tenacity against continuous jerking action.
Galahad series have been developed well to cover various situation and method.



- Galahad Icons

1

p c

1 piece model
- 2

p c s

2 piece model

BEVEL

Bevel jerk
- VERTICAL

Vertical jerk High-pitch jerk

SHALLOW

Shallow area Depth30~80m
- DEEP

Deep area Depth100~200m

E

Electric For electric reel

Galahad Spinning model

632S

ROD SPEC

Lure: Jig Max 140g
Drag Max: 3kg/45°

Line: Max PE 2

Length: 1915mm

Weight: 169g

Guide: SIC-S stainless frame K guide(Fuji)

Section: 1pc

Reel Seat: DPS18(Fuji)

Suitable reel size: D:3500~4000 / S:5000~6000

More details

Price:

BEVEL

VERTICAL

SHALLOW

1

p c

This is the lightest model of spinning which have high flexibility on tip and belly section. Although it has flexibility and high sensitivity to sense slightly changes of current and reducing the chance of breaking line or hook, once loaded heavily tough butt section keep unexpected huge fish under control. If you focus to input the load on belly section, jig will swim very smoothly without unnatural movement.

Grip

a.485mm

b.610mm

Spinning Model

Target: Blue Runner

Field: Shore line

633S

ROD SPEC

Lure: Jig Max 180g
Drag Max: 4kg/45°

Line: Max PE 3

Length: 1915mm

Weight: 178g

Guide: SIC-S stainless frame K guide(Fuji)

Section: 1pc

Reel Seat: DPS18(Fuji)

Suitable reel size: D:3500~4000 / S:5000~6000

More details

Price:

BEVEL

VERTICAL

SHALLOW

1

p c

You can call this 633S all-rounder of inshore jigging model. Sometimes you have to do one pitch jerk on horizontally, combination jerk on vertically with just one stick. 633S work well on various kind of jigging situation as an all-rounder. You can sense even a small vital information so if the target would not take your jig then you can switch the rhythm of jerking to let them bite. If you fish with jig around 150g please take 633S or if you use around 120g mainly, 632S is the best choice.

Grip

a.485mm

b.610mm

Spinning Model

Target: Blue Runner

Field: Shore line

634S

ROD SPEC

Lure: Jig Max 220g
Drag Max: 6kg/45°

Line: Max PE 4

Length: 1915mm

Weight: 196g

Guide: SIC-S stainless frame K guide(Fuji)

Section: 1pc

Reel Seat: DPS18(Fuji)

Suitable reel size: D:4000~4500 / S-D: 6000~8000

More details

Price:

BEVEL

VERTICAL

SHALLOW

1

p c

DEEP

If you face the situation that you are required to move long jig naturally, to input load effectively on deep or rapid area, even on horizontally jigging in windy condition, 634S will cover all of these without any anxious. You will realise that 634S have massive power to fight with kingfish at shallow or rough reef. The versatility of 634S enable you to jerk in one pitch or combinational jerk if you necessary to approach with different method.

Grip

a.485mm

b.640mm

Spinning Model

Target: Blue Runner

Field: Shore line

38

39

Galahad Spinning model

585S

ROD SPEC

Lure: Jig Max 280g
Drag Max: 8kg/45°

Line: Max PE 5

Length: 1745mm

Weight: 212g

Guide: SiC-S stainless frame K guide(Fuji)

Section: 1pc

Reel Seat: DPS18(Fuji)

Suitable reel size D:4500~5000 / S-D:8000~10000

More details

Price:

DEEP

VERTICAL

1P C

585S have been designed to control the game of kingfish or amberjack without losing initiative. Short and fine blank of 585S enable you to jerk jig aggressively does not matter the shape of Jig to approach the target. Of course, butt section has enough power to keep giving pressure on fish with PE5. If you wish to fall jig vertically and jerk aggressively to aim huge one at fish bed or rough reef, 585S is the perfect choice for sure.

Grip

a.495mm

b.670mm

Spinning Model

Target: Blue Runner・Dogtooth tuna

Field: Shore line~ Island

526S

ROD SPEC

Lure: Jig Max 350g
Drag Max: 12kg/45°

Line: Max PE 6

Length: 1585mm

Weight: 304g

Guide: SiC Ocean Guide(Fuji)

Section: 1pc

Reel Seat: DPS18(Fuji)

Suitable reel size D: 5000~6500 / S-D: 10000~20000

More details

Price:

DEEP

VERTICAL

1P C

If you wish to aim great amberjack, large dogtooth tuna around 200m depth of water or huge kingfish feeding on the fish bed, this 526S which is specialized for high pitch jerk will be perfect choice. You can transfer your loading to metal jig with small motion easily thanks to the high modulus design of blank. So, you can jerk very quickly as you wish to even in quite deep water. Although it has toughness and durability to keep unexpected big target under control on butt section, it bends much smoother than you expected.

Grip

a.490mm

b.670mm

Spinning Model

Target: Blue Runner・Dogtooth tuna・yellowfin tuna

Field: Island

Galahad Overhead reel model

622B

ROD SPEC

Lure: Jig Max 150g
Drag Max: 3kg/45°

Line: Max PE 2

Length: 1890mm

Weight: 187g

Guide: SiC-S stainless frame K guide(Fuji)

Section: 1pc

Reel Seat: PLS18(Fuji)

Suitable reel size D:10~15 / S:1000~1500

More details

Price:

VERTICAL

BEVEL

SHALLOW

1P C

This is the lightest model for overhead reel to be used on near shore with PE line up to 2. You can approach the target with various action as such as natural swimming action focused on tip section, high speed short pitch jerking concentrate on belly and butt section or long fall action to cover various situation thanks to sensitivity and lightness of blank itself. If you wish to aim yellowtail or kingfish delicately with fine line, 622B the one.

Grip

a.435mm

b.590mm

Overhead reel Model

Target: Blue Runner

Field: Shore line

623B

ROD SPEC

Lure: Jig Max 200g
Drag Max: 4kg/45°

Line: Max PE 3

Length: 1890mm

Weight: 188g

Guide: SiC-S stainless frame K guide(Fuji)

Section: 1pc

Reel Seat: PLS18(Fuji)

Suitable reel size D:15~20 / S:1000~2000

More details

Price:

VERTICAL

BEVEL

SHALLOW

1P C

If you wish to give metal jig various kind of action as such as one pitch jerk in slow tempo, long fall or high pitch jerk with just one stick, we recommend you to pick this 623B. It has high sensitivity to sense what is happening in the deep water so you will be able to switch the way of approach depends on situations. It have been achieved high standard as overhead jigging tackle to aim yellowtail, kingfish or amberjack technically without any anxious and stress.

Grip

a.435mm

b.590mm

Overhead reel Model

Target: Blue Runner

Field: Shore line

624B

ROD SPEC

Lure: Jig Max 250g
Drag Max: 6kg/45°

Line: Max PE 4

Length: 1890mm

Weight: 191g

Guide: SiC-S stainless frame K guide(Fuji)

Section: 1pc

Reel Seat: T-DPS20(Fuji)

Suitable reel size D:30~35 / S:2000

More details

Price:

VERTICAL

BEVEL

SHALLOW

1P C

DEEP

This 624B is supposed to be chosen by anglers who is pursuing large kingfish or amberjack with PE4. 624B covers various way of approach as such as not only high pitch action thanks to blank which can transfer your loading of power very well but also good at long fall action in slow pitch. The potential of 624B will be shown by anglers especially who fish at deep or rapid area mainly to set hook on the target as you have planned exactly.

Grip

a.435mm

b.590mm

Overhead reel Model

Target: Blue Runner

Field: Shore line

526B

ROD SPEC

Lure: Jig Max 350g
Drag Max: 12kg/45°

Line: Max PE 6

Length: 1585mm

Weight: 303g

Guide: SiC Ocean Guide(Fuji)

Section: 1pc

Reel Seat: T-DPS20(Fuji)

Suitable reel size D:35~40 / S: 3000~4000

More details

Price:

VERTICAL

DEEP

1P C

This is the overhead model as same blank as 526S. It is specialized overhead model to aim large amberjack or dogtooth tuna on water up to 200m depth or heavy and rapid area. Moderate stiffness of this blank will reduce physical burden of angler. The sensitiveness hidden in blank of it will let you sense slightly changes of current and help you to jerk jig delicately. You can hold the rod on the gimbal belt or under your arm while enjoying the bend curve of this 526B.

Grip

a.455mm

b.700mm

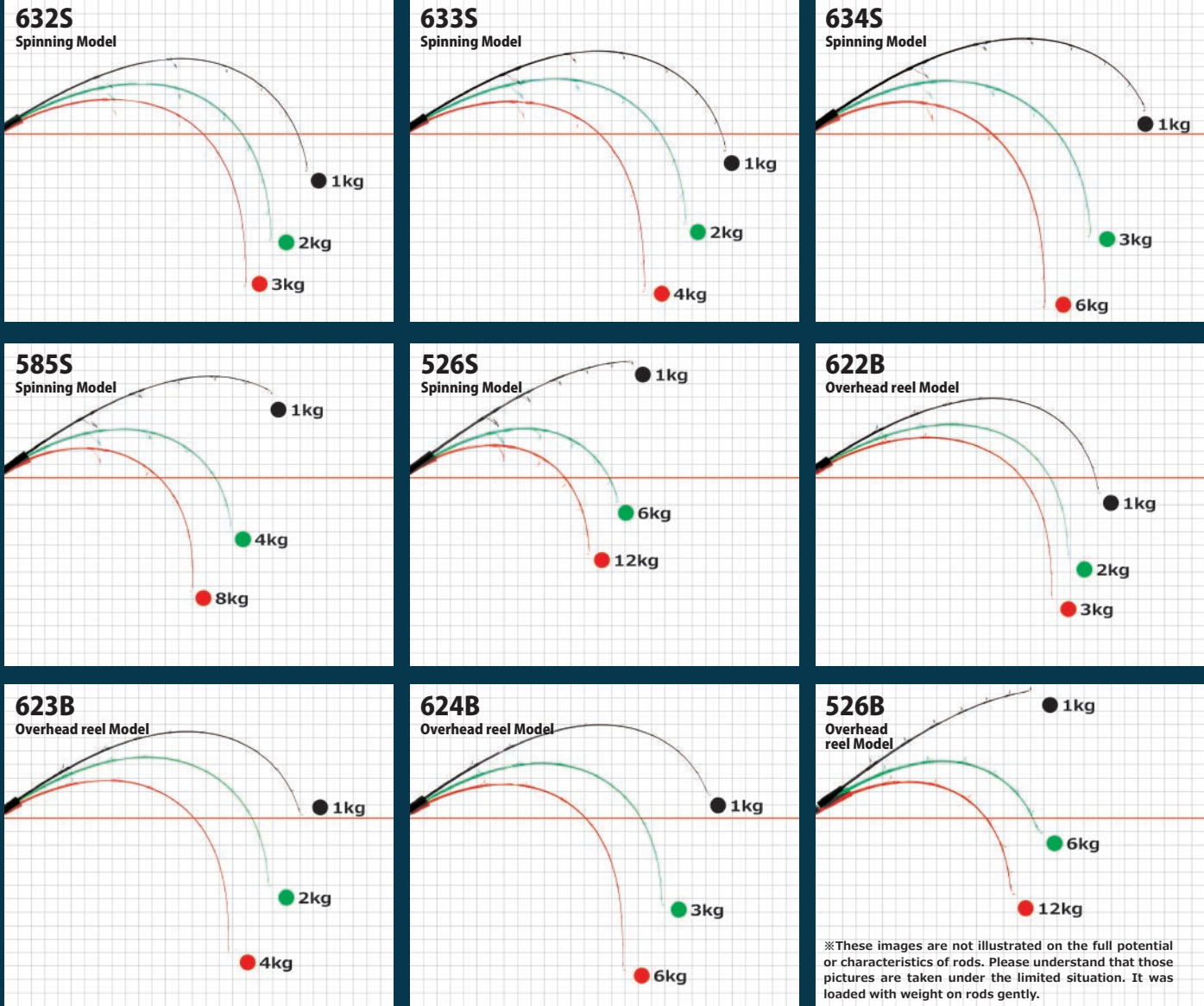
Overhead reel Model

Target: Blue Runner・Dogtooth tuna・yellowfin tuna

Field: Island



Galahad Spinning & Overhead reel Model Load Comparison



Galahad Spinning Model

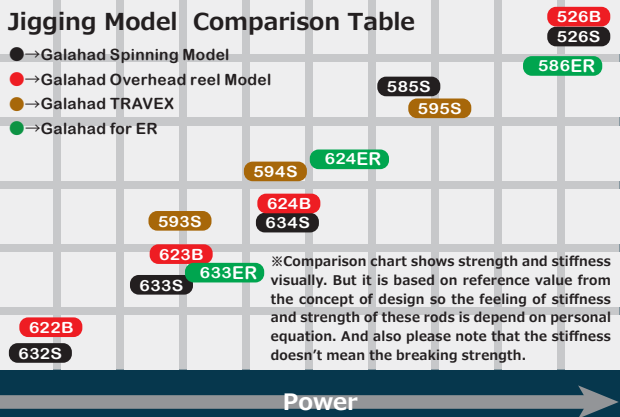
The 622S, 633S and 634S have been designed to reduce unnecessary jumping and sliding of the jig and naturally swim the lure when jigging on a diagonal angle. In addition, this flexible blank design helps reduce the direct impact on the anglers wrist when jerking. In contrast, the 585S and 526S are built stiffer and will respond well when vertically jigging in deeper and faster flowing currents.

Galahad Overhead reel Model

622B, 623B and 624B have flexible tip to let your jig swim naturally and you can adjust the way of approach if you are required thanks to belly and butt section that have been loaded moderate stiffness and repulsive force. 526B is little stiffer than others to fish as you planed at deep area or rapid water.

•About weight of loading

The image of 1kg load shows you the bend curve when you jerk jig. And other images are weight as drag max and weight in between of them. Rods are held on the angle that you are supposed to keep it when you are fighting with fish.



※Comparison chart shows strength and stiffness visually. But it is based on reference value from the concept of design so the feeling of stiffness and strength of these rods is depend on personal equation. And also please note that the stiffness doesn't mean the breaking strength.



Galahad 電

/ 6 Line up

Electric Reel Jigging

The Galahad “電” are series especially designed for jigging with electric reels. These electric reels create a unique jig action which is difficult to replicate with ordinary reels that sometimes create unnecessary pauses. The heavy load placed on the blank by the mechanical winding of the reel is absorbed by the tip and the highly resilient belly section will allow anglers to rhythmically maneuver the jig through their rod-work.

All 3 models are highly resilient and will assist the anglers to maintain a dominant position when fighting unexpected large species that may bite.

※Suitable electric reel / We suggest suitable ER on this catalog according to capacity of line, power and balance of weight between reel and rod. Of course, you can use reel other than that we suggested on this catalog, it depend on your target which you aim on the depth of water where you fish at. So please check the maximal value of lure weight, line weight and Drag weight as a guide for selecting the best reel for yourself. You can also fish with standard type of overhead reel.



633B 電

Lure: Jig ~150g Line: ~PE 3
Drag Max: 4kg

- Length: 1925mm Weight: 200g
- Guide: SiC-S stainless frame K guide(Fuji)
- Section: 1pc Reel Seat: TCS18(Fuji)
- Suitable reel size D:200~300 / S:1000~2000



More details



Price:



If you are going to aim at small sized Blue Runner with PE 3, this 633 would be a perfect choice. Even though automatic reeling at constant speed, flexibility of tip and belly section will help you to jerk jig comfortably and set hook on with less failure. It will bend very much when fish is on, but you can fight with fun without any worry. You will be surprised that potential which is hidden inside blank of 633 for sure.

624B 電

Lure: Jig ~250g Line: ~PE 5
Drag Max: 6.5kg

- Length: 1905mm Weight: 199g
- Guide: SiC-S stainless frame K guide(Fuji)
- Section: 1pc Reel Seat: TCS18(Fuji)
- Suitable reel size D:300~500 / 1000~2000



More details



Price:



This is standard jigging rod for ER to aim bluerunner around 5kg. You can be reeling with any speed thanks to nice and flexible tip section, then you can give the action to jig at your own will. If you hooked bluerunner more than 10kg, you do not have to worry about anything! It will enable you to keep it under control without being anxious. We believe that it may be allowed to call almighty jigging rod for ER and we want anglers all over the world to fish with it.

586B 電

Lure: Jig ~350g Line: ~PE 6
Drag Max: 10kg

- Length: 1740mm Weight: 222g
- Guide: SiC Ocean Guide(Fuji)
- Section: 1pc Reel Seat: TCS18(Fuji)
- Suitable reel size D:500 / S:2000~3000



More details



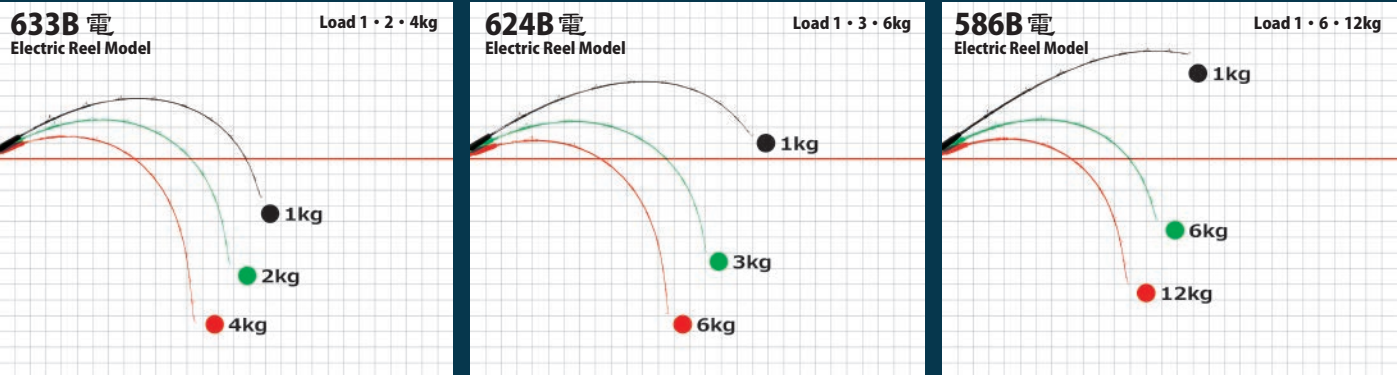
Price:



If you are going to aim king fish or yellow tail over 10kg we recommend you to choose this monster hunter. You can give action to jig around 300g in 100m depth of the sea effectively. It is going to help you to jerk heavy jig without any burden or stress and to fight with big fish with huge advantage thanks to its flexibility, toughness, and versatility. Fulcrum point is going to move to butt section when you fight It is not just stiff rod, you can use it feel like your arm for sure.

Galahad 電 for Electric Reel Load Comparison

Galahad for Electric Reel / Bending Curve



Galahad TRAVEX

/ 6 Line up

Jigging / 2pcs



More details

We have created 2pics jigging rod Galahad-TRAVEX to achieve high portability while reducing cost of transport. TRAVEX have been retuned to be transferred your power to metal jig directory thanks to high repulsive force hidden in new blanks. Also, it will be bent from little farther than previous models, you can give a various kind of action to your metal jig as such as one pitch jerk, high pitch jerk or combination easier than before.

These models are not only ideal for your fishing trips overseas but also great for your local waters. The sharp, yet flexible blank is best suited for anglers who prefer a speedy and quick action of your jigs.

TRAVEX 593S

Lure: Jig Max 180g Line: Max PE 3
Drag Max: 5kg

- Length: 1775mm(CL:1135mm) Weight: 206g
- Guide: SiC-S+SiC stainless frame K guide(Fuji)
- Section: 2pcs (Grip Joint) Reel Seat: DPS18(Fuji)
- Suitable reel size D:3500~4000 / S:5000~6000



More details

This is versatile stick to cover various method of jigging such as horizontally or vertically with around PE3. Thanks to sharpness and lightness of this blanks, you can enjoy manipulating your jig as you wish to. If you aim yellowtail or kingfish with metal jig up to 180g on 30~80m depth of water, the potential of 593S will be shown definitely. Although blanks of 593S seems slim and delicate, fish will be stopped and lifted by butt section which have been loaded massive power.



Price:



TRAVEX 594S

Lure: Jig Max 240g Line: Max PE 4
Drag Max: 6.5kg

- Length: 1775mm(CL:1135mm) Weight: 221g
- Guide: SiC-S+SSiC stainless frame K guide(Fuji)
- Section: 2pcs (Grip Joint) Reel Seat: DPS18(Fuji)
- Suitable reel size D:4000~4500 / S:6000~8000



More details

If you aim kingfish or amberjack at near shore on expedition with around PE4, this 594S is the best choice. Lightness feeling of manipulation that is loaded as common characteristics of TRAVEX series enable you to handle long jig naturally at horizontally or to jerk jig aggressively at vertically. When you fish at fish bed with rough bottom or shallow area to aim tough target, you do not have to afraid to let it stop forcefully and aggressively without losing your initiative.



Price:



TRAVEX 595S

Lure: Jig Max 320g Line: Max PE 5
Drag Max: 8.5kg

- Length: 1780mm(CL:1130mm) Weight: 279g
- Guide: SiC Ocean Guide(Fuji)
- Section: 2pcs (Grip Joint) Reel Seat: DPS20(Fuji)
- Suitable reel size D:4500~5000 / S:8000~10000



More details

If you have plan to go to southern island of Japan or deep sea of overseas to aim large amberjack, dogtooth tuna or yellowfin tuna, please take 595S without hesitations. Tip section have been adjusted to become little flexible for increasing ability of manipulation and reducing burden of anglers when they jerk aggressively. Once huge fish is on, you will notice that it bends very smoothly and you might forget that it is 2pics grip jointed.



Price:



Galahad TRAVEX 2pcs Model Load Comparison

Galahad TRAVEX / Bending Curve



Galahad TRAVEX series are designed to become little stiffer and sharper than same power spec of 1piece model. Easier to load your power directory to jig when you start jerking especially on vertical jigging or approach to deep area with high pitch jerk.

※These images are not illustrated on the full potential or characteristics of rods. Please understand that those pictures are taken under the limited situation. It was loaded with weight on rods gently.