

<https://yamaga-blanks.com/>

*EARLY* BlueCurrent  
TZ/NANO

*BlueCurrent III* *Ballistick*  
Ballistick for a better life

*Mebius* *Catista*

*Lupus* **ENNE** MADE IN JAPAN **TAIKO KING**

*BattleWhip* *SeaWalk* *Triceptor*  
For those who love the sea

**BLUESNIPE** **BLUE REEF**  
EXCLUSIVE DESIGNER CASTING

*Galathea* *BlueSniper*  
BOAT CASTING

*YAMAGA* *Blanks* **YB** **JAPAN FACTORY**  
SIMPLE THINGS DONE WELL  
We proudly support to the world's best Japan

*YAMAGA Blanks* Made in Japan

Dealer

*YAMAGA* *Blanks* **YB**

**2021**  
PRODUCT CATALOG

**YAMAGA**  
**BLANKS**  
**JAPAN**  
**FACTORY**  
32°59'49.5"N 130°39'34.2"E



YAMAGA TSURIGU Co.,LTD. / SINCE 1990  
YAMAGA Blanks / SINCE 2007  
Made in Japan

A rod which creates a flash of inspiration.

Fishing as a hobby can be categorized as a whole whereby, we catch fish with a rod, line and hook. However, in reality, various styles, species and equipment exist throughout the world.

If you are to further pursue a single species, one would need to select specific equipment and techniques, but when you take into account the human element of style and preference, there are no clear answers to what is the best equipment. That is why we are so captivated by fishing and why we pursue our targets as a lifelong hobby.

The means to get information has improved in the modern age and it has become tremendously easier to search for styles and methods to catch fish. Although, this overwhelming information may help you broaden your fishing, it may also limit your imagination and originality.

It is vital for anglers to have this “flash of inspiration” in the field, especially for the lure fishing game, and too much information may confuse and lead you into uncertainty. We get a lot of feedback from anglers around the world here at Yamaga Blanks and are astonished by the high level of creativity and originality. This is proof that anglers have the ability to observe the natural environment they are fishing in and are not tied down by stereotypes.

It may not be possible to include all aspects of anglers’ experiences and ideas into our rod design, but we believe that it is possible to create rods which do not interfere with your creativity.

What we desire in our rods is “user-friendly equipment”. Strong, light and easy to cast are simple values in a rod which will allow anglers to hone their senses in the field and focus on the task ahead.

Each rod has a specific concept and is capable of responding to the anglers creativity. We hope our rods will help anglers pursue their goals and feel like it is part of you. There is nothing more pleasing to us than anglers using our rods and to experience that “flash of inspiration” in the field.



Shore Casting & Eging & Others

2021 New **EARLY** All Casting

**Ballistick** Seabass

**BlueSniper** Shore Casting

**BlueCurrent TZ/NANO** Light Game

**BlueCurrent III** Light Game


**Calista** Eging

**Mebius** Eging

**BattleWhip** Boat Eging

**BORN  
TO FISH**  
YAMAGA BLANKS  
JAPAN FACTORY  
32°59'49.5"N 130°39'34.2"E

About the notation of this catalog

**QR MOVIE** About movie link and QR code 

In the product page in our catalog, there is a QR code linked to a more detailed explanation of each product. Please utilize your smart phone and read the QR code to jump to each movie.

**Grip** about signage for length of grip

a Length from reel foot to end of grip when reel is equipped  
b Whole length of grip

**Reel** Suitable reel size

Please refer to these suggestions as a rough indication depend on specification of line MAX.Please note that indication does not mean to restrict your choice of reel.

**ICON** signage for Icons



The Icons on specifications stand for the lure which is match well with rod.Best match designated in orange. Substitute in yellow. Please refer to these Icon as rough indication depend on characteristics of each rods.

**ROD DATA TABLE** About Rod data table

Details of the rod data are on P64 at the back of the catalog. Please refer to these pages for diameter of tip/butt, percentage of carbon, JAN code, etc.





**EARLY**  
*Ballistick*  
**BLUESNIPER**  
Extreme Shore Casting Strategy

Surf

Rock

Shore Casting + α

River

Port



2021 NEW SERIES

# EARLY

ALL CASTING

- "for Surf"
- "for Rock"
- "for Seabass"
- "for Boat"
- "for Mobile"

As of 2021, the lineup of Yamaga Blanks shore casting rods, "EARLY" series have been restructured and reborn with a large number of new models. The Seabass models of "EARLY PLUS" will be categorized as "ALL CASTING" models and these new models will have superb castabilities as did the previous models since the founding of Yamaga Blanks. We have sought after the most important aspect for the lure game, "cast farther" and "cast more accurately". Our lineup of rods are built with not only these vital values sought after in the shore casting game, but also controllability, highly responsive and powerful blank for anglers to pursue their methods and styles of fishing. In addition, the vast lineup of the new EARLY series are divided into different genre depending on situations and will only have simple specifications written on the blank so we do not limit the anglers options and creativity.

There are 5 models in the "for-surf" series, 3 models "for-Rock" and 2 models "for-Seabass". Furthermore, we are currently developing the "for-Mobile" which is a multi piece travel rod as well as the "for-Boat" aimed for the boat casting game. The new EARLY models possess the ability to deliver the lure, allow anglers to maneuver the rod to induce the bite and transmit the smallest signals of water pressure and bites through the sensitive blank.



EARLY ALL





# EARLY for Surf / 5 Line up

## Surf Casting

The EARLY for Surf are long distance casting models developed to meet the needs of surfcasting. With the concept focusing on long distance casting, the light weight blank and light casting feel will allow anglers to maintain their concentration throughout the day.

For the 2021 season, we have added 2 new models to the vast lineup. The 105MMH/B which is equipped with a highly responsive feel even at a long range and the 99ML which is ideal for anglers who prefer a more fineness style.

With great casting ability and highly sensitive characteristics, the EARLY for Surf models are not only ideal for the flat fish game targeting Flounders and Flatheads with minnows, metal jigs and soft plastics, but also great to target seabass and Blackfin Seabass off the rocks, small blue-runners, monstrous Jew fish and the northern sea Trout.

Although these are designed mainly for the surf game, its versatility will enable anglers to utilize these models for various games requiring long distance casting. The blanks have been built up with a sharp casting feel, the power to stop the thrashing fish and highly sensitive to meet the needs of the ever-changing surf casting game. We hope you can experience our creation in the vast field.



## 2021 NEW 99ML for Surf

ROD SPEC Lure: 7-35g Line: PE 0.8-1.5

- Length: 2980mm (CL:1525mm) Weight: 155g
- Guide: SiC-S stainless frame K guide (Fuji)
- Section: 2pcs (Put over Ferrule) Reel seat: VSS16 (Fuji)
- Suitable reel size: D:LT4000C~5000C / S:4000~5000



More details

The blank is equipped with the castability rivaling a10ft class rod and capable of transmitting vital information about the currents and bottom structures through the sensitive blank. In addition to the jig-head rigged up with soft plastics and small 9cm class minnows and sinking pencils, anglers will also be able to utilize a more finesse approach with light weigh (12g) vibrations for high pressure situations. You can cast long distances to search the vast surf or cast with pinpoint accuracy to the breaks. Either way, anglers will be able to cast all day long with this light weight and well-balanced rod.



Field: Sandy Shore • Rocks • Rivers • Estuary

## 2021 NEW 105MMH/B for Surf

ROD SPEC Lure: 15-50g Line: PE 1.5-2.5

- Length: 3175mm (CL:1625mm) Weight: 189g
- Guide: SiC-S stainless frame K guide (Fuji)
- Section: 2pcs (Put over Ferrule) Reel seat: ACS17 (Fuji)



More details

With long distance casting being absolute essential for the surf game, the 105MMH Overhead reel model was developed to shoot out lures in the vast surf without any stress and maximize the ability of the high performance bait casting reels out on the market today. You will be able to feel for the change in flow, current and underwater landscape through the "direct" sensitivity blank otherwise unable in spinning models. Furthermore, anglers can go out targeting monstrous Jew fish and blue-runners in the surf with the advantages of the bait tackle of increased line capacity and ability to utilize a thicker line and not losing any casting distance.



Field: Sandy Shore • rocks

## 103M for Surf

ROD SPEC Lure: 8-42g Line: PE 0.8-1.5

- Length: 3150mm (CL:1610mm) Weight: 174g
- Guide: SiC-S stainless frame K guide (Fuji)
- Section: 2pcs (Put over Ferrule) Reel seat: DPS18 (Fuji)
- Suitable reel size: D:LT4000C~5000C / S:4000~C5000



More details

If you wish to cast and manipulate various kind of lures as such as minnow 9cm class, sinking pencil minnow 40g, jig minnow or jig head, this EARLY 103M is going to be enable you to fish comfortably thanks to that excellent casting feel. As long as you have loaded power on blanks even small amount, you can get enough distance without losing energy and concentrations. This 103M can be handled by any level and type of anglers for sure.



Field: Sandy Shore • Rocks

## 109MMH for Surf

ROD SPEC Lure: 8-50g Line: PE 1-2

- Length: 3295mm (CL:1690mm) Weight: 195g
- Guide: SiC-S stainless frame K guide (Fuji)
- Section: 2pcs (Put over Ferrule) Reel seat: DPS18 (Fuji)
- Suitable reel size: D:LT4000C~5000C / S:4000~C5000



More details

109MMH have been loaded specialized ability to deliver plugs much farther than you can imagine even if its small or big plugs. Flexible and sensitive tip section will be enable you to not only cast light lure easily but also sense slightly changes of current or situations of bottom sea even in night time. You can handle plug around 45g without any stress as same as 105MH, so please take this 109MMH to aim seabass or black fin seabass from rocky or sandy beach.



Field: Sandy Shore • Rocks

## 105MH for Surf

ROD SPEC Lure: 10-50g Line: PE 1-2

- Length: 3180mm (CL:1630mm) Weight: 192g
- Guide: SiC-S stainless frame K guide (Fuji)
- Section: 2pcs (Put over Ferrule) Reel seat: DPS18 (Fuji)
- Suitable reel size: D:LT4000C~5000C / S:4000~C5000



More details

This 105MH have most powerful blanks of new 10ft series to deliver 50g of lure farther than ever you have reached. Especially the butt section of 105MH have been loaded huge power to launch heavy lure farther than your expectations and also to keep big target under control without losing initiative. High versatility employed to blanks for target as such as seabass, black fin seabass, or blue runner from rocky and sandy beach, rocks or piers.



Field: Sandy Shore • Rocks





# EARLY for Rock / 3 Line up

## Rock Fish Game

In the pursuit to develop the Early for Rock, we asked ourselves "What is the rock-fish game?". The blanks not only have strength and lightness but also have a highly efficient ability to restore its original form. In other words, the bent blank will flex back to its straight form, peeling the fish off the bottom and other structures efficiently.

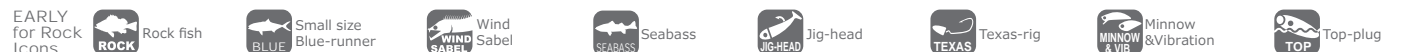
The stiff yet delicate tips are highly sensitive to any changes in sea conditions while being versatile, enabling anglers to utilize various types of rigs and style of fishing.

The rock fish game is changing and evolving every day and the various different species of rock fish inhabiting different parts of Japan and the seas around the world all have unique characteristics. You cannot simply expect to catch these rock fish flat from the bottom. There are various tackle settings, different methods and rigs anglers endlessly try. This is probably the reason why so many anglers are captivated by these species.

We are proud to present the 3 models with outstanding casting abilities, lure controllability and power to match your target rock fish.



EARLY 86MH for Rock



## 2021 NEW 86MH for Rock

ROD SPEC Lure: 7~40g Line: PE 1-2

- Length: 2590mm(CL:1325mm) Weight: 123g
- Guide: SiC-S stainless frame K guide (Fuji)
- Section:2pcs (Put over Ferrule) Reel seat: VSS16(Fuji)
- Suitable reel size D:LT3000~4000C / S:C3000~4000



More details

The blank for this model is exceptionally well balanced for both casting and maneuvering while also possessing tremendous sensitivity. Anglers will not only be able to utilize swimming actions of jig-head rigs but also utilize Texas rigs and feel for bottom structures and material. The adequately stiff belly section will transmit your bite and rip the fish off the bottom and structures right away. This sharp blank is also suitable for use in the "wind game" targeting hair-tails and "jerking methods" productive for seabass.



## 2021 NEW 104H for Rock

ROD SPEC Lure: 15~60g Line: PE 1-3

- Length: 3160mm(CL:1615mm) Weight: 205g
- Guide: SiC-S stainless frame K guide (Fuji)
- Section:2pcs (Put over Ferrule) Reel seat: DPS18(Fuji)
- Suitable reel size D:LT4000C~6000 / S: 4000~C5000



More details

This long length high powered model was designed for casting distance and sensitivity. The "soft" aspect of the blank can be attributed to the line settings (PE#1), while the "hard" can be felt in its ability to take the load of heavy weight rigs and max drag settings. Anglers will be able to reach those grounds where others have yet to reach. You will be able to utilize various rigs ranging from soft plastics, swim baits, metal jigs and even minnows above 14cm to go head to head with monstrous rock fish and other blue-runners that you may randomly encounter.



## 2021 NEW 93MH/B for Rock

ROD SPEC Lure: 10~50g Line: PE 1.2-2.5 / FC 12~20lb

- Length:2815mm(CL:1445mm) Weight: 149g
- Guide: SiC-S stainless frame K guide (Fuji)
- Section:2pcs (Put over Ferrule) Reel seat: ACS17(Fuji)



More details

The 93MH/B has a sensitive yet flexible tip ~ belly section for anglers to hover or roll their Texas-rigs near the bottom or for a more pinpoint approach with the "bottom shaking" technique. It enables anglers for a more careful approach on the bottom to induce and capitalize on a bite from those inactive fish. Once hooked, the winding power of the bait-reel and the powerful butt section will assist you to lift the fish away from the structures. You could also utilize this all-rounder model for the seabass game and other types of fishing which require the use of swimming type lures to efficiently search a vast area.



EARLY 97MMH for Seabass



EARLY 97MMH for Seabass



# EARLY for Seabass / 2 Line up

## Seabass Game

What we seek in a seabass rod at Yamaga Blanks is "standard characteristics" for anyone to easily use. Our designs focus on tolerant release point for everyone to be able to cast long distances with the least amount of effort while retaining the lightness for all day long casting and sensitivity to capitalize on the smallest bites. Once hooked, the blanks will bend in nicely to reduce any hook-offs generally caused by blanks that are too stiff.

The EARLY for Seabass models are value for money considering the quality of the rods.

The length and settings of the models are designed for long distance casting which are suited for wading in the shallow waters, fishing off rocks, boulders, piers and break water.



EARLY 97MMH for Seabass



## 2021 NEW 93M for Seabass

ROD SPEC Lure: 7~35g Line: PE 0.8-1.5

- Length: 2819mm(CL:1445mm) Weight: 147g
- Guide: SiC-S stainless frame K guide (Fuji)
- Section:2pcs (Put over Ferrule) Reel seat: VSS16(Fuji)
- Suitable reel size D:LT3000~4000C / S:3000~4000



More details

The all-rounder model is a valuable asset for situations which require you to cast long distances in rivers and piers. It is especially responsive to metal type vibration lures which have are highly resistant. The light feel when reeling in your lure will enable you to focus on your fishing while reducing the load on your wrist. Once the fish is hooked, the blank will bend in nicely and will allow you to handle and efficiently surface your catch.



## 2021 NEW 97MMH for Seabass

ROD SPEC Lure: 8~42g Line: PE 1-2

- Length: 2925mm(CL:1500mm) Weight: 156g
- Guide: SiC-S stainless frame K guide (Fuji)
- Section:2pcs (Put over Ferrule) Reel seat: VSS16(Fuji)
- Suitable reel size D:LT4000C~5000C / S:4000~C5000



More details

You will be able to trace your lures in the strong thick currents of large scale rivers and straits as well as hardcore locations off rocks and boulders. It possesses a sensitive tip able to transmit the smallest of details in the current and utilize minnows and sinking pencils as small as 9cm. Having said that, anglers will still be able to cast big bait lures up to 15cm for situations where your targets are feeding on larger baits and stop the thrashing of lunker size pre spawning seabass with the strong butt power.





On Developing Model



Release date undecided

We also have up and coming developments for the new EARLY series. The release date and specifications are yet to be finalized but we are diligently testing and working on these rods so please stand by. The 2 models “for-Boat” will be ideal for small boats and kayaks and the 3 models “for-Mobile” are multi piece pack rods suitable for traveling. The developmental concepts do not overlap with other categories and possess original characteristics. For instance, we have not simply made the “for-Surf”, “for-Rock” and “for-Seabass” into multi piece rods in the “for-Mobile”, but have given it its own characteristics. We will be updating the progress of the development through our HP and movies. We hope you can experience the new EARLY series first handedly.



EARLY for Boat / 2 Line up

Versatile boat Game

The EARLY for Boat was developed to enjoy the light casting game off-shore targeting bream, seabass, small Blue-runners, flat-fish and even rock fish. The sharp regular tapered rod is extremely responsive and has a sharp casting feel with the developmental concept of “every fish tells a story”. It is a versatile rod able to handle the ever changing sea conditions by allowing anglers to pinpoint cast to structures, drop into holes and cast in the open sea. Anglers will be able to utilize a wide variety of lures vital for the off-shore game and accurately cast and trace the course you desire. You can say that this EARLY for Boat was created as an offensive technical model for anglers to feel satisfied when hooking a fish according to plan.



- EARLY for Boat Icons
- SEABASS

Seabass
- CHINU

Black seabream
- SAWARA

Spanish mackerel
- ROCK

Rock fish
- MINNOW

Minnow
- VIB

Vibration
- PENCIL

Pencil bait
- JOINT

Joint lure
- SPIN

Spin tail
- JIG

Metal jig

New Model On developing

68M for Boat

ROD SPEC

Lure: 7-32g Line: PE 0.8-1.5

Length: 2550mm(CL:1060mm) Weight: Guide: SiC-S stainless frame K guide(Fuji) Section: 2pcs (Put over) Reel Seat: VSS16 (Fuji) Suitable reel size D: LT2500~3000 / S: 2500~3000

QR

More details

Price:

SEABASS CHINU SAWARA MINNOW VIB SPIN PENCIL

Grip

a.285mm | b.400mm |

Spinning Model

Field : Coast・Port

New Model On developing

610MH/B for Boat

ROD SPEC

Lure: 10-50g Line: PE 1.2-2.5

Length: 2100mm(CL: 1080mm) Weight: Guide: SiC-S stainless frame K guide(Fuji) Section: 2pcs (Put over) Reel Seat: ACS17 (Fuji)

QR

More details

Price:

ROCK SEABASS MINNOW JOINT PENCIL JIG

Grip

a.325mm | b.450mm |

Overhead reel Model

Field : Coast・Reef



EARLY for Mobile / 3 Line up

Multi Piece Mobile Series

The EARLY for Mobile models are multi piece mobile pack rods which are able to separate into 3~4 pieces. These rods were developed to feel like a 2-piece rod as we refused to sacrifice the rods performance in exchange for mobility. The rods superior performances will not only assist the anglers fishing but the mobility has also added a new meaning to “versatility”. When in your fishing grounds, we are limited in what we can use. The 3 models in the EARLY for Mobile series are built up with concepts that other EARLY series do not have. The compact rod can easily be carried around stress free on bikes, bicycles and other public transports which you may use to access your fishing grounds in large cities. Furthermore, if you are a frequent flier, you can tuck away your rod in your suitcase on your business trips overseas. Once in use, you will notice the outstanding casting feel, controllability and the seamless bending curve of the blank rarely seen in multi-piece rods. The lineup of multi piece rods with exceptional performance will surely open up new fishing grounds for anglers around the world.



- EARLY for Mobile Icons
- 3 p.c.s

3 piece model
- 4 p.c.s

4 piece model
- SEABASS

Seabass
- CHINU

Black seabream
- BLUE

Small size Blue-runner
- ROCK

Rock fish
- FLAT

Flat fish
- MINNOW

Minnow
- PENCIL

Pencil bait
- JIG-HEAD

Jig-head
- SINKING PENCIL

Sinking Pencil
- VIB

Vibration
- SPIN

Spin tail
- JIG

Metal jig

New Model On developing

84ML /4pcs for Mobile

ROD SPEC

Lure: 5-24g Line: PE 0.6-1.2

Length: 2545mm (CL:660mm) Weight: Guide: SiC-S stainless frame K guide(Fuji) Section: 4pcs (Put over・Grip Joint) Reel Seat: VSS16 (Fuji) Suitable reel size:

Price:

4 p.c.s SEABASS CHINU MINNOW PENCIL JIG-HEAD SINKING PENCIL

It is a versatile rod able to enjoy various light ~ middle class lure fishing targeting Seabass and Breams with the use of top-water lures to soft plastics. The flexible tip will enable anglers to easily handle the subtle movements of small sinking pencils, minnows, jig-head rigs in addition to controlling top-water lures. We hope you can enjoy the light game on your trips away or even around local river mouths accessible by bikes or trains.

Grip: Due to on development, dimensions have not been measured

Spinning Model

Field : River・Port

New Model On developing

76MMH /3pcs for Mobile

ROD SPEC

Lure: 8-42g Line: PE 1-2

Length: 2310mm (CL: 810mm) Weight: Guide: SiC-S stainless frame K guide(Fuji) Section: 2pcs (Put over・Grip Joint) Reel Seat: VSS16 (Fuji) Suitable reel size

Price:

3 p.c.s SEABASS BLUE ROCK MINNOW PENCIL SINKING PENCIL

It is a rod is able to be loaded with heavy lures and can go head-to-head against the unexpected big one. This rod will be your next best friend on your domestic or international trips, land-based or even off-shore. You can enjoy going after seabass in the open water, light casting for Blue-runners or even cast around reef edges in more tropical countries. We are confident that anglers with sights on large predators around the world will enjoy using this versatile rod with a sensitive tip yet powerful butt section.

Grip: Due to on development, dimensions have not been measured

Spinning Model

Field : River・Port・Reef・Boat

New Model On developing

96MH /4pcs for Mobile

ROD SPEC

Lure: 8-42g Line: PE 1-2

Length: 2920mm (CL: 770mm) Weight: Guide: SiC-S stainless frame K guide(Fuji) Section: 4pcs (Put over・Grip Joint) Reel Seat: VSS16 (Fuji) Suitable reel size

Price:

4 p.c.s SEABASS BLUE FLAT MINNOW VIB SPIN JIG

It is a blank is designed with a sharp feeling and the controllability is outstanding. You will be able to utilize large 14cm + minnows, heavy vibration type lures and blade type lures to search a vast area. You can also target small Blue-runners and flat fish in the surf by utilizing light jigs and soft plastics. We focused on its castability, seamless bending curve and outstanding power during the developmental stages for those traveling anglers who have a vast array of targets around the world.

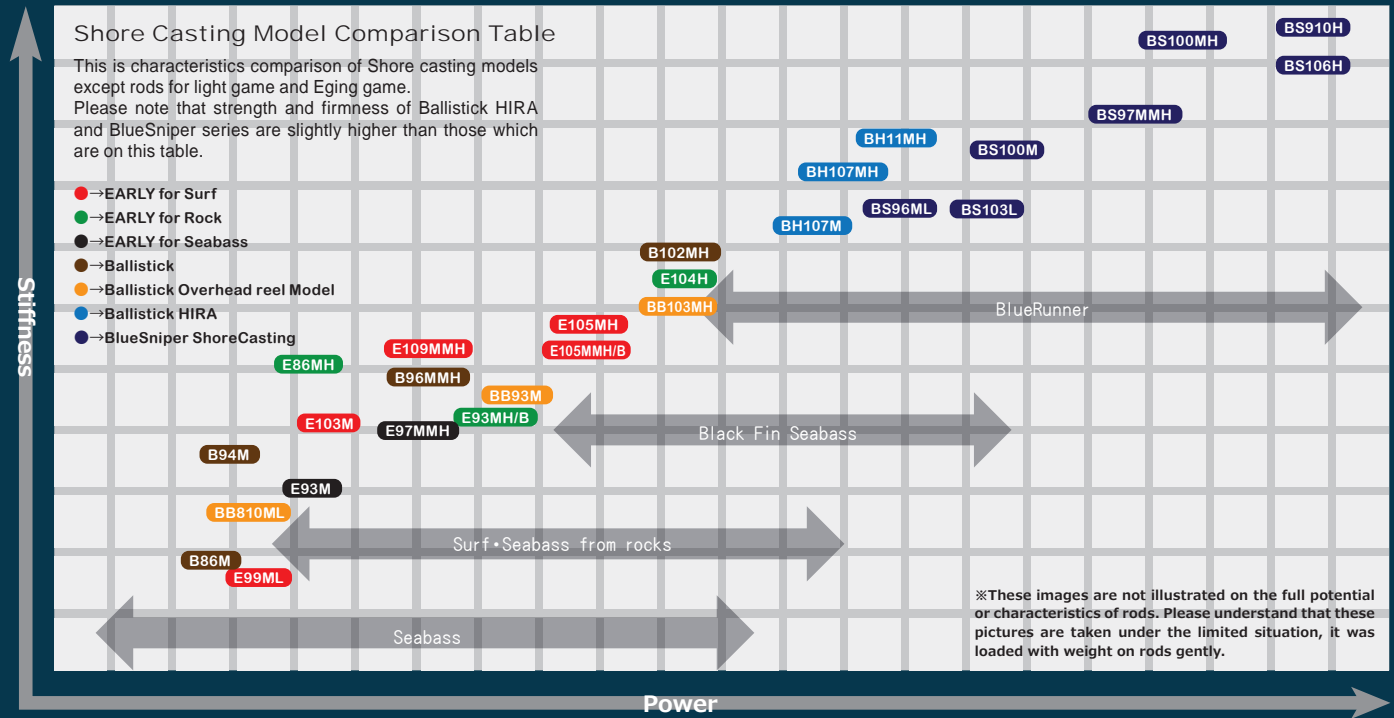
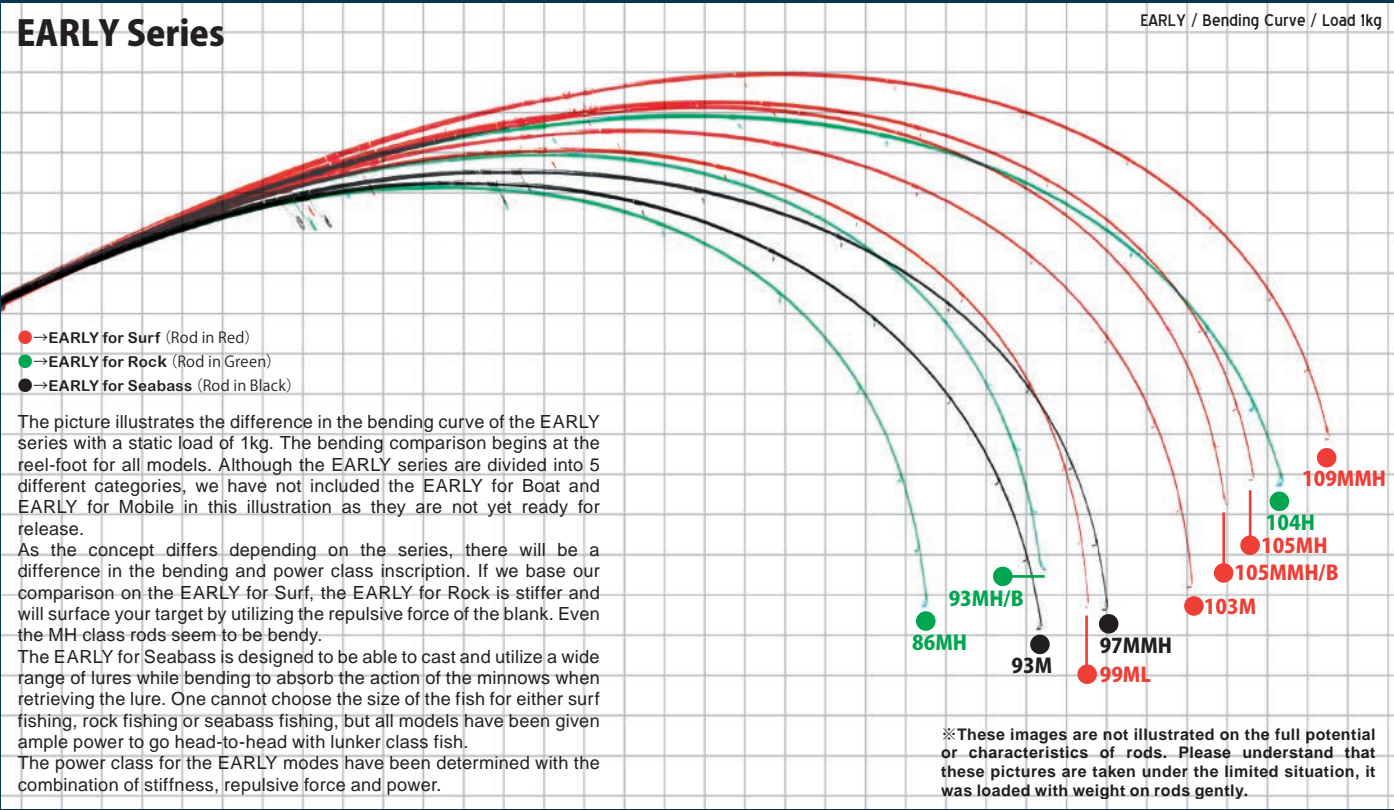
Grip: Due to on development, dimensions have not been measured

Spinning Model

Field : Sandy Shore・Rocks・Port・River

※The models listed on this page are currently under development, and detailed specifications and designs are subject to change.






# Ballistick / 10 Line up

## Seabass and more



Ballistick series are flag ship model of shore casting series. 4 models for spinning as basic seires, 3 models for overhead reel, and 3 models for black fin seabass are lined up. All of these 10 models have been applied NANOALLOY technology to provide you sharpness on casting and toughness on fighting. Basic models of spinning series will cover river game to surf game.

Blanks which have high sensitivity that transmit vital information clearly and high repulsive force which let you keep large fish under control. HIRA model has moderate stiffness to provide you sharpness cast feel and high sensitivity to keep initiative even you fish in rough conditions. Butt section have enough power to aim blue runner as such as yellow tail up to 5kg without losing control. 3 kind of over head models are lined up to cover various situations such as upper to mid part of rivers, river mouth, rocky shore and sandy beach. Blanks of over head models have been designed specially to supply you excellent casting feel.





86M

TZ/NANO

Price:

SEABASS

LUNKER

RIVER

STREAM

ROD SPEC

Lure: 6~32g Line: PE 0.8~1.5

Length: 2605mm(CL:1330mm) Weight: 122g

Guide: TZ Titanium frame K Guide+Top Guide : Flange Ring Guide(Fuji)

Section: 2pcs (Spigot Ferrule) Reel Seat: VSS16(Fuji)

Suitable reel size D:LT3000C~4000C / S:C3000~4000

QR

More details

Grip

a.350mm | b.450mm |

Spinning Model

Field : Rivers・Mudflats

94M

TZ/NANO

Price:

SEABASS

LUNKER

RIVER

SURF

PORT

FLAT

ROD SPEC

Lure: 6~35g Line: PE 0.8-1.5

Length: 2850mm(CL:1455mm) Weight: 143g

Guide: TZ Titanium frame K Guide+Top Guide : Flange Ring Guide(Fuji)

Section: 2pcs (Spigot Ferrule) Reel Seat: VSS16(Fuji)

Suitable reel size D:LT3000C~4000C / S:C3000~4000

QR

More details

Grip

a.355mm | b.460mm |

Spinning Model

Field : Rivers(lower to mouth)・Port・Surf

96MMH

TZ/NANO

Price:

SEABASS

LUNKER

RIVER

SURF

ROCK

ROD SPEC

Lure: 8~38g Line: PE 1-2

Length: 2910mm(CL:1485mm) Weight: 151g

Guide: TZ Titanium frame K Guide+Top Guide : Flange Ring Guide(Fuji)

Section: 2pcs (Spigot Ferrule) Reel Seat: VSS17(Fuji)

Suitable reel size D:LT3000~5000C / S:4000~C5000

QR

More details

Grip

a.355mm | b.470mm |

Spinning Model

Field : Surf・Rocks・Estuary

102MH

TZ/NANO

Price:

SEABASS

LUNKER

FLAT

SURF

ROCK

RIVER

ROD SPEC

Lure: 8~42g Line: PE 1-2

Length: 3110mm(CL:1590mm) Weight: 177g

Guide: TZ Titanium frame K Guide+Top Guide : Flange Ring Guide(Fuji)

Section: 2pcs (Spigot Ferrule) Reel Seat: VSS17(Fuji)

Suitable reel size D:LT4000C~5000C / S:4000~C5000

QR

More details

Grip

a.385mm | b.500mm |

Spinning Model

Field : Surf・Rocks・Estuary of large river

810ML RC

NANO Overhead reel Model

Price:

SEABASS

STREAM

RIVER

ROD SPEC

Lure: 7~32g Line: PE 0.8~1.5

Length: 2695mm(CL:1375mm) Weight: 134g

Guide: SiC-S Titanium flame K Guide(Fuji)

Section: 2pcs (Spigot Ferrule) Reel Seat: ACS16(Fuji)

QR

More details

Grip

a.355mm | b.465mm |

Overhead reel Model

Field : Rivers (Especially the flow velocity field in the upper - middle region)

93M

NANO Overhead reel Model

Price:

SEABASS

LUNKER

RIVER

PORT

ROCK

SURF

ROD SPEC

Lure: 8~42g Line: PE 1-2

Length: 2830mm(CL:1445mm) Weight: 159g

Guide: SiC-S Titanium flame K Guide(Fuji)

Section: 2pcs (Spigot Ferrule) Reel Seat: ACS17(Fuji)

QR

More details

Grip

a.353mm | b.469mm |

Overhead reel Model

Field : Estuary・Surf・Mudflats・Port・Dikes・Rocks

103MH

NANO Overhead reel Model

Price:

LUNKER

FLAT

HIRA

ROCK

SURF

ROD SPEC

Lure: 10~45g Line: PE 1.5~2.5

Length: 3135mm(CL:1600mm) Weight: 191g

Guide: SiC-S Titanium flame K Guide(Fuji)

Section: 2pcs (Spigot Ferrule) Reel Seat: ACS17(Fuji)

QR

More details

Grip

a.405mm | b.520mm |

Overhead reel Model

Field : Rockies・Surf

HIRA 107M

TZ/NANO

Price:

HIRA

ROCK

SURF

SAKURA

ROD SPEC

Lure: 7~40g Line: Max PE 1.5

Length: 3230mm(CL:1650mm) Weight: 196g

Guide: TZ Titanium frame K Guide+Top Guide : Flange Ring Guide(Fuji)

Section: 2pcs (Spigot Ferrule) Reel Seat: DPS18/BACK STOP Dubble nut(Fuji)

Suitable reel size D:LT4000C~5000C / S:4000~5000C

QR

More details

Grip

a.420mm | b.555mm |

Spinning Model

Field : Rocks・Piers

HIRA 107MH

TZ/NANO

Price:

HIRA

ROCK

SURF

ROD SPEC

Lure: 7~45g Line: Max PE 2

Length: 3230mm(CL:1650mm) Weight: 198g

Guide: TZ Titanium frame K Guide+Top Guide : Flange Ring Guide(Fuji)

Section: 2pcs (Spigot Ferrule) Reel Seat: DPS18/BACK STOP Dubble nut(Fuji)

Suitable reel size D:LT4000C~5000C / S:4000~5000C

QR

More details

Grip

a.420mm | b.555mm |

Spinning Model

Field : Rocks・Piers

HIRA 11MH

TZ/NANO

Price:

HIRA

ROCK

BLUE

ROD SPEC

Lure: 8~50g Line: Max PE 2.5

Length: 3360mm(CL:1720mm) Weight: 228g

Guide: TZ Titanium frame K Guide+Top Guide : Flange Ring Guide(Fuji)

Section: 2pcs (Spigot Ferrule) Reel Seat: DPS18/BACK STOP Dubble nut(Fuji)

Suitable reel size D:LT6000 / S:C5000

QR

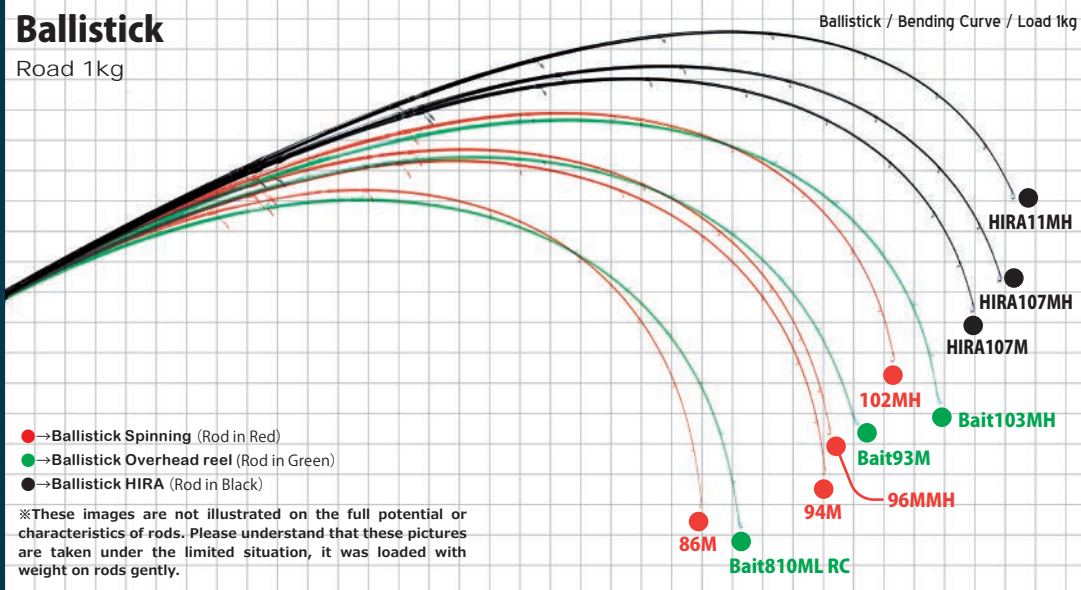
More details

Grip

a.420mm | b.555mm |

Spinning Model

Field : Rocks・Piers







# BlueSniper

## / 7 Line up

### Shore Plugging & Jigging

BlueSniper shore casting series have been loaded sharpness, Lightness and high usability while taking advantage of NANOALLOY® technology from TORAY. ML class which is suited to light weight of minnows or sinking pencil, H class to manipulate up to 200mm of diving pencil and jigs over 100g. The potentials which are hidden in blanks of these 7 models include 103L which is loaded sensitivity and power added for line up as a Light class concept to manipulate lures for seabass will enable you to cover various situations and field without losing initiative of anglers. Remarkable characteristics of these series are flexibility and sensitiveness of tip section to make lures swim more like real fish, and toughness of butt section to pull heavy fish up to surface while applying the good amount of pressure on fish. Which means that we have pursued basic performance as shore casting rod. Win some, lose some...it is depend on judgement you have made at crucial phase. This BlueSniper shore casting series has been designed as a rod which will support you to make a right decision to land memorial fish.



BLUE SNIPER Icons

- L** Concept: Light Class concept
- N** Concept: Nano concept Blanks applied NANOALLOY
- PLUG**: For plugs
- Seabass Lure**: Lure for seabass is available
- JIG**: Metal jig
- PENCIL**: Pencil bait Diving pencil Sinking pencil
- POPPER**: Popper
- MINNOW**: Minnow for BlueRunner

## 103L PlugSpecial

Light Class Concept

**Price:**

**ROD SPEC** Lure: Jig ~40g/Plug 15~40g  
Line: Max PE 2 Drag Max: 4kg/45°

Length: 3135mm(CL:1600mm) Weight: 240g  
Guide: SiC-S stainless frame K guide(Fuji)  
Section: 2pcs (Spigot Ferrule) Reel Seat: DPS18 (Fuji)  
Suitable reel size D:3500~4000 / S:4000~6000

This is "Light class concept" model for capturing the situation that Blue runner feeding small bait. You can cast tiny diving pencil comfortably without unwanted wobble and manipulate it as you wished to easily. It bends well and nicely to reduce loading of line even if you fish with fine PE line while accumulating power to keep even 10kg of yellow tail under control from rocky shore. Although "L" on the 103 as Light class concept, more power on butt section is loaded than 96ML.

Target: BlueRunner Field: Piers • Rocks

## 96ML

NANO Concept

**Price:**

**ROD SPEC** Lure: Jig ~60g/Plug ~40g  
Line: Max PE 2 Drag Max: 3kg/45°

Length: 2935mm(CL:1500mm) Weight: 223g  
Guide: SiC-S stainless frame K guide(Fuji)  
Section: 2pcs (Spigot Ferrule) Reel Seat: DPS18 (Fuji)  
Suitable reel size D:3000~3500 / S:4000~6000

This is medium light shore jigging rod to aim small sized of yellowtail, amberjack and cero. This would be suited jigs around 40g, minnow around 10cm~14cm from break water or surf. You can handle it like a seabass rod but huge butt power is hidden in blank itself to keep even mid-sized Blue Runner under control. You can manipulate not only metal jig or minnow but also sinking pencil bait or vibration to have an advantage on situations that you are faced out there.

Target: Small size Blue-runner • Flatfish Field: Piers • Rocks • Surf

## 100M

NANO Concept

**Price:**

**ROD SPEC** Lure: Jig ~80g/Plug ~50g  
Line: Max PE 3 Drag Max: 4.5kg/45°

Length: 3070mm(CL:1570mm) Weight: 245g  
Guide: SiC-S stainless frame K guide(Fuji)  
Section: 2pcs (Spigot Ferrule) Reel Seat: DPS18 (Fuji)  
Suitable reel size D:4000 / S:6000~8000

This is the mid power model which have been loaded toughness and lightness to aim blue runner around 3kg from pier or surf. You can take advantage of its length to aim fish that feeding in the distance with high accuracy. If you are going to fish at field where current flows rapidly and fish have caught tide, you can still keep it under control with this 100M. Even you are in a severe situation you will be able to have an advantage on fighting with monster fish.

Target: BlueRunner Field: Piers • Rocks

## 97MMH

NANO Concept

**Price:**

**ROD SPEC** Lure: Jig ~100g/Plug ~60g  
Line: Max PE 4 Drag Max: 6kg/45°

Length: 2950mm(CL:1515mm) Weight: 296g  
Guide: SiC-S stainless frame K guide+SiC Ocean guide(Fuji)  
Section: 2pcs (Spigot Ferrule) Reel Seat: DPS20 (Fuji)  
Suitable reel size D:4000~4500 / S:6000~8000

BlueSniper 97MMH which is well tuned with flexible tip and powerful butt. It enable you to manipulate jig and plug at your will without failure thanks to its nice and flexible tip section. Especially when you use jig, it will reduce physical burden of angler thanks to its length. Yet 97MMH works well for Blue Runner around 3~5kg, you can fight against to even over 5kg without anxious because of its tough and tenacity butt section.

Target: BlueRunner Field: Piers • Rocks

## 100MH

NANO Concept

**Price:**

**ROD SPEC** Lure: Jig ~120g/Plug ~80g  
Line: Max PE 4 Drag Max: 6kg/45°

Length: 3070mm(CL:1575mm) Weight: 307g  
Guide: SiC Ocean guide(Fuji)  
Section: 2pcs (Spigot Ferrule) Reel Seat: DPS20 (Fuji)  
Suitable reel size D:8000 / S:6000~10000

This is the standard of New BlueSniper to aim Blue Runner around 4~5kg. If you fish with jig around 80~100g, plug around 60g we recommend you to choose this 100MH. Flexible tip section which have ability to manipulate lure sensitively and aggressively. Breathtaking butt power enable you to pull the monster fish up from bottom of the sea. This have been well balanced as all round model to cast and manipulate jig or plug at high level.

Target: BlueRunner Field: Piers • Rocks

## 106H PlugSpecial

NANO Concept

**Price:**

**ROD SPEC** Lure: Jig ~130g/Plug ~100g  
Line: Max PE 5 Drag Max: 8kg/45°

Length: 3215mm(CL:1650mm) Weight: 325g  
Guide: SiC Ocean guide(Fuji)  
Section: 2pcs (Put over Ferrule) Reel Seat: DPS20 (Fuji)  
Suitable reel size D:10000~14000 / S:8000~14000

This is the specialized model to manipulate plugs without any failure. You can cast even big diving pencil bait sized around 200mm, and also you can manipulate jigs up to 130g without any stress. Even when you try to aim Blue Runner that over 10kg from rough field as such as rocky shore or else, this 106H PS is going to be a huge advantage thanks to sensitiveness and lifting power which is attributable to NANOALLOY® technology from TORAY.

Target: BlueRunner Field: Rocks • Piers

## 910H

NANO Concept

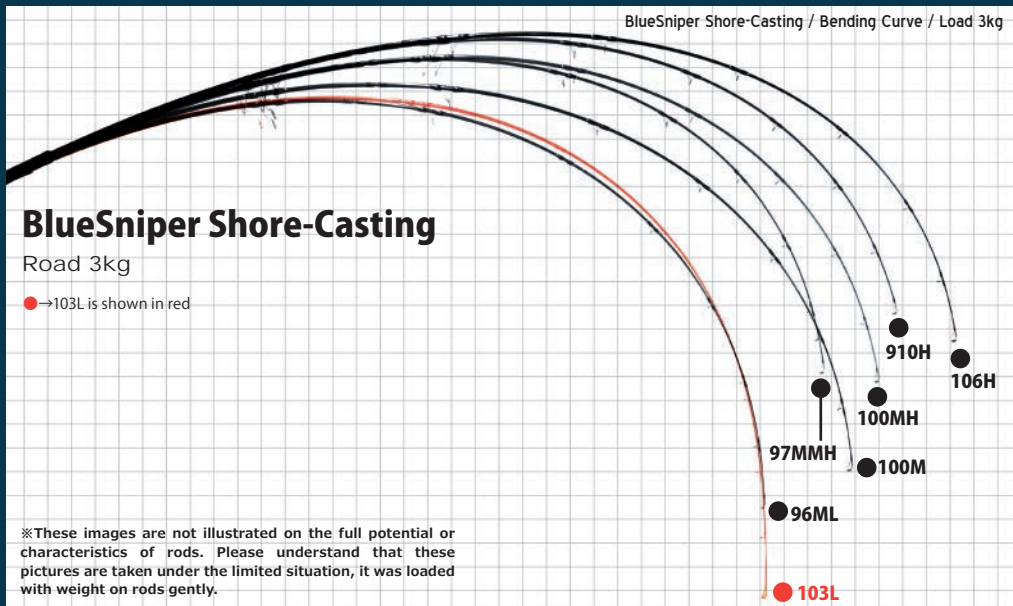
**Price:**

**ROD SPEC** Lure: Jig ~150g/Plug ~120g  
Line: Max PE 5 Drag Max: 8kg/45°

Length: 3030mm(CL:1550mm) Weight: 326g  
Guide: SiC Ocean guide(Fuji)  
Section: 2pcs (Spigot Ferrule) Reel Seat: DPS20 (Fuji)  
Suitable reel size D:10000~14000 / S:8000~14000

This is the model which is tuned power and length perfectly to manipulate jig as you wish while reducing burden of anglers. You can cast heavy jig around 150g easily and when you fish at field where you are required skill and technique as such as deep, rough and current runs rapidly, you will be able to land even yellow fin tuna from shore thanks to that potential hidden inside of blanks. This is the one for angler who fish with jig mainly or looking for specialized model for metal jigs.

Target: BlueRunner Field: Rocks



These are comparison images of BlueSniper shore casting series which are loaded 3kg weight on tip. Tip to belly section of BS103L have been designed to be very flexible for casting and manipulating small and light plug. It has little more power than 96ML on butt section and good to be used for aiming blue runner with small lure. 97MMH have been loaded same power as 100MH on butt section and more flexible tip section. Although 97MMH bend more than 100MH when applied 2kg load, you can see that almost same power employed on both of butt section when applied 3kg load. 100M have been designed to be slower action than others so whole blanks of 100M will be bent well even when small amount of load applied. Almost same power have been loaded on butt section of 910H and 106H. 910H is suit to metal jig and if you use plugs mainly, 106H is recommended. 910H have been loaded more repulsive force than 106H to manipulate heavy weight of metal jig comfortably and land fish smoothly. Load weight more and more, butt section of 106HPS bend more and huge power will be accumulated. Which means that it is easier to apply pressure on fish and physical burden of angler will be reduced with 106HPS.