

<https://yamaga-blanks.com/>

EARLY BlueCurrent TZ/NANO
BlueCurrent III Ballistick
Mebius Catista
Lupus ENNE TAKO KING
BarkWhip SeaWalk Triceptor
BLUESNIPE BLUE REEF
Galathea BlueSniper
YAMAGA Blanks JAPAN FACTORY
SIMPLE THINGS DONE WELL
the priority support to the super BOAT anglers

YAMAGA Blanks Made in Japan

Dealer


YAMAGA BLANKS JAPAN FACTORY 32°59'49.5"N 130°39'34.2"E

YAMAGA
Blanks **YB**

2021
PRODUCT CATALOG



A rod which creates a flash of inspiration.



Fishing as a hobby can be categorized as a whole whereby, we catch fish with a rod, line and hook. However, in reality, various styles, species and equipment exist throughout the world.

If you are to further pursue a single species, one would need to select specific equipment and techniques, but when you take into account the human element of style and preference, there are no clear answers to what is the best equipment. That is why we are so captivated by fishing and why we pursue our targets as a lifelong hobby.

The means to get information has improved in the modern age and it has become tremendously easier to search for styles and methods to catch fish. Although, this overwhelming information may help you broaden your fishing, it may also limit your imagination and originality.

It is vital for anglers to have this “flash of inspiration” in the field, especially for the lure fishing game, and too much information may confuse and lead you into uncertainty. We get a lot of feedback from anglers around the world here at Yamaga Blanks and are astonished by the high level of creativity and originality. This is proof that anglers have the ability to observe the natural environment they are fishing in and are not tied down by stereotypes.

It may not be possible to include all aspects of anglers’ experiences and ideas into our rod design, but we believe that it is possible to create rods which do not interfere with your creativity.

What we desire in our rods is “user-friendly equipment”. Strong, light and easy to cast are simple values in a rod which will allow anglers to hone their senses in the field and focus on the task ahead.

Each rod has a specific concept and is capable of responding to the anglers creativity. We hope our rods will help anglers pursue their goals and feel like it is part of you. There is nothing more pleasing to us than anglers using our rods and to experience that “flash of inspiration” in the field.

Shore Casting & Eging & Others

2021 New **EARLY** All Casting

Ballistick Seabass

BlueSniper Shore Casting

BlueCurrent TZ/NANO Light Game

BlueCurrent III Light Game


Calista Eging

Mebius Eging

BattleWhip Boat Eging

**BORN
TO FISH**
YAMAGA BLANKS
JAPAN FACTORY
32°59'49.5"N 130°39'34.2"E

About the notation of this catalog

QR MOVIE About movie link and QR code 



In the product page in our catalog, there is a QR code linked to a more detailed explanation of each product. Please utilize your smart phone and read the QR code to jump to each movie.

Grip about signage for length of grip

a Length from reel foot to end of grip when reel is equipped
b Whole length of grip

Reel Suitable reel size

Please refer to these suggestions as a rough indication depend on specification of line MAX. Please note that indication does not mean to restrict your choice of reel.

ICON signage for Icons  

The Icons on specifications stand for the lure which is match well with rod. Best match designated in orange. Substitute in yellow. Please refer to these Icon as rough indication depend on characteristics of each rods.

ROD DATA TABLE About Rod data table

Details of the rod data are on P64 at the back of the catalog. Please refer to these pages for diameter of tip/butt, percentage of carbon, JAN code, etc.



Surf

Rock

Shore Casting + a

River

Port

EARLY
Ballistick
BLUESNIPEr
Extreme Shore Casting Strategy



2021 NEW SERIES

EARLY

ALL CASTING

- "for Surf"
- "for Rock"
- "for Seabass"
- "for Boat"
- "for Mobile"

As of 2021, the lineup of Yamaga Blanks shore casting rods, "EARLY" series have been restructured and reborn with a large number of new models. The Seabass models of "EARLY PLUS" will be categorized as "ALL CASTING" models and these new models will have superb castabilities as did the previous models since the founding of Yamaga Blanks.

We have sought after the most important aspect for the lure game, "cast farther" and "cast more accurately". Our lineup of rods are built with not only these vital values sought after in the shore casting game, but also controllability, highly responsive and powerful blank for anglers to pursue their methods and styles of fishing. In addition, the vast lineup of the new EARLY series are divided into different genre depending on situations and will only have simple specifications written on the blank so we do not limit the anglers options and creativity.

There are 5 models in the "for-surf" series, 3 models "for-Rock" and 2 models "for-Seabass". Furthermore, we are currently developing the "for-Mobile" which is a multi piece travel rod as well as the "for-Boat" aimed for the boat casting game.

The new EARLY models possess the ability to deliver the lure, allow anglers to maneuver the rod to induce the bite and transmit the smallest signals of water pressure and bites through the sensitive blank.



EARLY ALL



EARLY for Rock /3 Line up

Rock Fish Game

In the pursuit to develop the Early for Rock, we asked ourselves "What is the rock-fish game?". The blanks not only have strength and lightness but also have a highly efficient ability to restore its original form. In other words, the bent blank will flex back to its straight form, peeling the fish off the bottom and other structures efficiently.

The stiff yet delicate tips are highly sensitive to any changes in sea conditions while being versatile, enabling anglers to utilize various types of rigs and style of fishing.

The rock fish game is changing and evolving every day and the various different species of rock fish inhabiting different parts of Japan and the seas around the world all have unique characteristics. You cannot simply expect to catch these rock fish flat from the bottom. There are various tackle settings, different methods and rigs anglers endlessly try. This is probably the reason why so many anglers are captivated by these species.

We are proud to present the 3 models with outstanding casting abilities, lure controllability and power to match you target rock fish.



- EARLY for Rock Icons
- ROCK Rock fish
- BLUE Small size Blue-runner
- WIND SABEL Wind Sabel
- SEABASS Seabass
- JIG-HEAD Jig-head
- TEXAS Texas-rig
- MINNOW & VIB Minnow & Vibration
- TOP Top-plug

2021 NEW 86MH for Rock

ROD SPEC Lure: **7-40g** Line: **PE 1-2**

Length: 2590mm(CL:1325mm) Weight: 123g
 Guide: SiC-S stainless frame K guide (Fuji)
 Section: 2pcs (Put over Ferrule) Reel seat: VSS16(Fuji)
 Suitable reel size: D:LT3000~4000C / S: C3000~4000

Price:

The blank for this model is exceptionally well balanced for both casting and maneuvering while also possessing tremendous sensitivity. Anglers will not only be able to utilize swimming actions of jig-head rigs but also utilize Texas rigs and feel for bottom structures and material. The adequately stiff belly section will transmit your bite and rip the fish off the bottom and structures right away. This sharp blank is also suitable for use in the "wind game" targeting hair-tails and "jerking methods" productive for seabass.

Spinning Model | Field: Piers • Rocks

2021 NEW 104H for Rock

ROD SPEC Lure: **15-60g** Line: **PE 1-3**

Length: 3160mm(CL:1615mm) Weight: 205g
 Guide: SiC-S stainless frame K guide (Fuji)
 Section: 2pcs (Put over Ferrule) Reel seat: DPS18(Fuji)
 Suitable reel size: Up to PE2 D: LT4000C~6000 / S: 4000~C5000
 PE3 D: 3500~4000 / S: SW4000~6000

Price:

This long length high powered model was designed for casting distance and sensitivity. The "soft" aspect of the blank can be attributed to the line settings (PE#), while the "hard" can be felt in its ability to take the load of heavy weight rigs and max drag settings. Anglers will be able to reach those grounds where others have yet to reach. You will be able to utilize various rigs ranging from soft plastics, swim baits, metal jigs and even minnows above 14cm to go head to head with monstrous rock fish and other blue-runners that you may randomly encounter.

Spinning Model | Field: Piers • Rocks

2021 NEW 93MH/B for Rock

ROD SPEC Lure: **10~50g** Line: **PE 1.2-2.5 / FC 12-20lb**

Length: 2815mm(CL:1445mm) Weight: 149g
 Guide: SiC-S stainless frame K guide (Fuji)
 Section: 2pcs (Put over Ferrule) Reel seat: ACS17(Fuji)

Price:

The 93MH/B has a sensitive yet flexible tip ~ belly section for anglers to hover or roll their Texas-rigs near the bottom or for a more pinpoint approach with the "bottom shaking" technique. It enables anglers for a more careful approach on the bottom to induce and capitalize on a bite from those inactive fish. Once hooked, the winding power of the bait-reel and the powerful butt section will assist you to lift the fish away from the structures. You could also utilize this all-rounder model for the seabass game and other types of fishing which require the use of swimming type lures to efficiently search a vast area.

Bait Model | Field: Piers • Rocks



EARLY for Seabass /2 Line up

Seabass Game

What we seek in a seabass rod at Yamaga Blanks is "standard characteristics" for anyone to easily use. Our designs focus on tolerant release point for everyone to be able to cast long distances with the least amount of effort while retaining the lightness for all day long casting and sensitivity to capitalize on the smallest bites. Once hooked, the blanks will bend in nicely to reduce any hook-offs generally caused by blanks that are too stiff.

The EARLY for Seabass models are value for money considering the quality of the rods.

The length and settings of the models are designed for long distance casting which are suited for wading in the shallow waters, fishing off rocks, boulders, piers and break water.



- EARLY for Seabass Icons
- SEABASS Seabass
- LUNKER Lunker Seabass
- MINNOW ~140mm Minnow ~140mm
- MINNOW ~160mm Minnow ~160mm
- VIB Vibration Iron-Vibration
- RIVER River estuary Mudflats
- PORT Port Piers
- STRAIT Strait Current

2021 NEW 93M for Seabass

ROD SPEC Lure: **7-35g** Line: **PE 0.8-1.5**

Length: 2819mm(CL:1445mm) Weight: 147g
 Guide: SiC-S stainless frame K guide (Fuji)
 Section: 2pcs (Put over Ferrule) Reel seat: VSS16(Fuji)
 Suitable reel size: D:LT3000~4000C / S: 3000~4000

Price:

The all-rounder model is a valuable asset for situations which require you to cast long distances in rivers and piers. It is especially responsive to metal type vibration lures which have are highly resistant. The light feel when reeling in your lure will enable you to focus on your fishing while reducing the load on your wrist. Once the fish is hooked, the blank will bend in nicely and will allow you to handle and efficiently surface your catch.

Spinning Model | Field: Rivers • Estuary • Piers

2021 NEW 97MMH for Seabass

ROD SPEC Lure: **8-42g** Line: **PE 1-2**

Length: 2925mm(CL:1500mm) Weight: 156g
 Guide: SiC-S stainless frame K guide (Fuji)
 Section: 2pcs (Put over Ferrule) Reel seat: VSS16(Fuji)
 Suitable reel size: D:LT4000C~5000C / S: 4000~C5000

Price:

You will be able to trace your lures in the strong thick currents of large scale rivers and straits as well as hardcore locations off rocks and boulders. It possesses a sensitive tip able to transmit the smallest of details in the current and utilize minnows and sinking pencils as small as 9cm. Having said that, anglers will still be able to cast big bait lures up to 15cm for situations where your targets are feeding on larger baits and stop the thrashing of lunker size pre spawning seabass with the strong butt power.

Spinning Model | Field: Sounds • Current • Rivers • Rocks

On Developing Model



Release date undecided

We also have up and coming developments for the new EARLY series. The release date and specifications are yet to be finalized but we are diligently testing and working on these rods so please stand by. The 2 models "for-Boat" will be ideal for small boats and kayaks and the 3 models "for-Mobile" are multi piece pack rods suitable for traveling. The developmental concepts do not overlap with other categories and possess original characteristics. For instance, we have not simply made the "for-Surf", "for-Rock" and "for-Seabass" into multi piece rods in the "for-Mobile", but have given it its own characteristics. We will be updating the progress of the development through our HP and movies. We hope you can experience the new EARLY series first handedly.



EARLY for Boat / 2 Line up

Versatile boat Game

The EARLY for Boat was developed to enjoy the light casting game off-shore targeting bream, seabass, small Blue-runners, flat-fish and even rock fish. The sharp regular tapered rod is extremely responsive and has a sharp casting feel with the developmental concept of "every fish tells a story". It is a versatile rod able to handle the ever changing sea conditions by allowing anglers to pinpoint cast to structures, drop into holes and cast in the open sea. Anglers will be able to utilize a wide variety of lures vital for the off-shore game and accurately cast and trace the course you desire. You can say that this EARLY for Boat was created as an offensive technical model for anglers to feel satisfied when hooking a fish according to plan.



New Model On developing 68M for Boat

ROD SPEC Lure: 7-32g Line: PE 0.8-1.5

- Length: 2550mm(CL:1060mm) Weight:
- Guide: SiC-S stainless frame K guide(Fuji)
- Section: 2pcs (Put over) Reel Seat: VSS16 (Fuji)
- Suitable reel size D: LT2500~3000 / S: 2500~3000



More details

This is an all-rounder model ideal for light boat casting game targeting Bream, Seabass and Spanish-Mackerels and other small blue-runners. With the sharp regular tapered blank settings, anglers will be able to cast to pinpoint accurate holes and structures while still being able to cast long distances in the open area. The rod responds well to various lures including minnow, shads, sinking pencils and dog walking of topwater lures. Once your target is hooked, the rods seamless bend is like a one-piece rod, reducing any chances of a hook off while being able to easily surface the fish.



New Model On developing 610MH/B for Boat

ROD SPEC Lure: 10-50g Line: PE 1.2-2.5

- Length: 2100mm(CL: 1080mm) Weight:
- Guide: SiC-S stainless frame K guide(Fuji)
- Section: 2pcs (Put over) Reel Seat: ACS17 (Fuji)



More details


The rod is ideal to target rock-fish from boats. With the stiffness and sensitivity, anglers will be able to feel for bottom structures to effectively maneuver your rigs and induce the bite. The rod possesses high resilience and will efficiently rip the fish off the bottom structures to eliminate any bust offs. It is also a versatile rod able to handle various rigs including metal type jigs, vibration lures, deep-diving minnows, 40~50g joint type lures and even subsurface 150mm class minnows for seabass.



EARLY for Mobile / 3 Line up

Multi Piece Mobile Series

The EARLY for Mobile models are multi piece mobile pack rods which are able to separate into 3-4 pieces. These rods were developed to feel like a 2-piece rod as we refused to sacrifice the rods performance in exchange for mobility. The rods superior performances will not only assist the anglers fishing but the mobility has also added a new meaning to "versatility". When in your fishing grounds, we are limited in what we can use. The 3 models in the EARLY for Mobile series are built up with concepts that other EARLY series do not have. The compact rod can easily be carried around stress free on bikes, bicycles and other public transports which you may use to access your fishing grounds in large cities. Furthermore, if you are a frequent flier, you can tuck away your rod in your suitcase on your business trips overseas. Once in use, you will notice the outstanding casting feel, controllability and the seamless bending curve of the blank rarely seen in multi-piece rods. The lineup of multi piece rods with exceptional performance will surely open up new fishing grounds for anglers around the world.



New Model On developing 84ML / 4pcs for Mobile

ROD SPEC Lure: 5-24g Line: PE 0.6-1.2

- Length: 2545mm (CL:660mm) Weight:
- Guide: SiC-S stainless frame K guide(Fuji)
- Section: 4pcs (Put over-Grip Joint) Reel Seat: VSS16 (Fuji)
- Suitable reel size:

It is a versatile rod able to enjoy various light ~ middle class lure fishing targeting Seabass and Breams with the use of top-water lures to soft plastics. The flexible tip will enable anglers to easily handle the subtle movements of small sinking pencils, minnows, jig-head rigs in addition to controlling top-water lures. We hope you can enjoy the light game on your trips away or even around local river mouths accessible by bikes or trains.



New Model On developing 76MMH / 3pcs for Mobile

ROD SPEC Lure: 8-42g Line: PE 1-2

- Length: 2310mm (CL: 810mm) Weight:
- Guide: SiC-S stainless frame K guide(Fuji)
- Section: 2pcs (Put over-Grip Joint) Reel Seat: VSS16 (Fuji)
- Suitable reel size

The rod is able to be loaded with heavy lures and can go head-to-head against the unexpected big one. This rod will be your next best friend on your domestic or international trips, land-based or even off-shore. You can enjoy going after seabass in the open water, light casting for Blue-runners or even cast around reef edges in more tropical countries. We are confident that anglers with sights on large predators around the world will enjoy using this versatile rod with a sensitive tip yet powerful butt section.



New Model On developing 96MH / 4pcs for Mobile

ROD SPEC Lure: 8-42g Line: PE 1-2

- Length: 2920mm (CL: 770mm) Weight:
- Guide: SiC-S stainless frame K guide(Fuji)
- Section: 4pcs (Put over-Grip Joint) Reel Seat: VSS16 (Fuji)
- Suitable reel size


The blank is designed with a sharp feeling and the controllability is outstanding. You will be able to utilize large 14cm+ minnows, heavy vibration type lures and blade type lures to search a vast area. You can also target small Blue-runners and flat fish in the surf by utilizing light jigs and soft plastics. We focused on its castability, seamless bending curve and outstanding power during the developmental stages for those traveling anglers who have a vast array of targets around the world.



*The models listed on this page are currently under development, and detailed specifications and designs are subject to change.

EARLY Series

EARLY / Bending Curve / Load 1kg

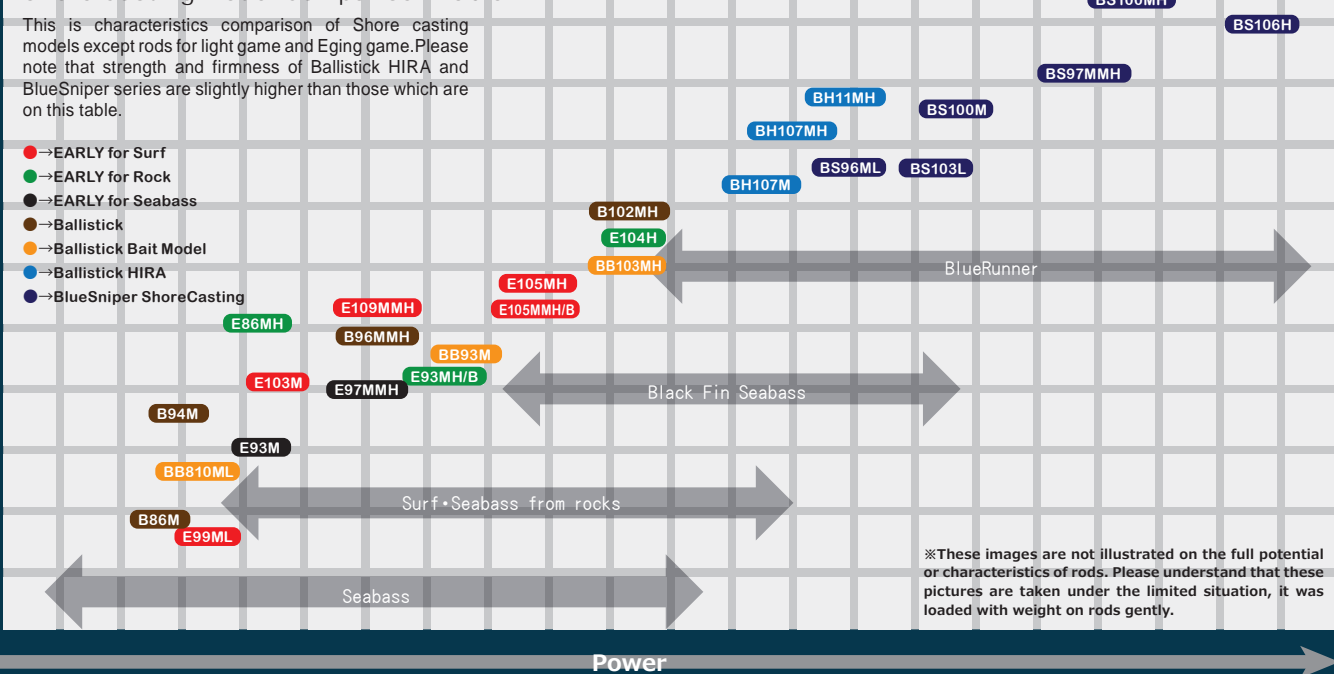


Ballistick / 10 Line up

Seabass and more



Shore Casting Model Comparison Table



Ballistick series are flag ship model of shore casting series. 4 models for spinning as basic series, 3 models for overhead reel, and 3 models for black fin seabass are lined up. All of these 10 models have been applied NANOALLOY technology to provide you sharpness on casting and toughness on fighting. Basic models of spinning series will cover river game to surf game. Blanks which have high sensitivity that transmit vital information clearly and high repulsive force which let you keep large fish under control. HIRA model has moderate stiffness to provide you sharpness cast feel and high sensitivity to keep initiative even you fish in rough conditions. Butt section have enough power to aim blue runner as such as yellow tail up to 5kg without losing control. 3 kind of over head models are lined up to cover various situations such as upper to mid part of rivers, river mouth, rocky shore and sandy beach. Blanks of over head models have been designed specially to supply you excellent casting feel.



86M TZ/NANO

Price:



Lure: 6-32g Line: PE 0.8-1.5



This is the medium class rod which have been loaded versatility to use lure from minnow sized 9~14cm to heavy vibration without any stress when you are wading. If you do not want to lose initiative when you have hooked huge seabass up while you are wading in the river, it will work for you because of powerful butt section with NANOALLOY® technology.

- Length: 2605mm(CL:1330mm) Weight: 122g
- Guide: TZ Titanium frame K Guide+Top Guide : Flange Ring Guide(Fuji)
- Section: 2pcs (Spigot Ferrule) Reel Seat: VSS16(Fuji)
- Suitable reel size D:LT3000C~4000C / S:C3000~4000

More details



Field: Rivers · Mudflats

94M TZ/NANO

Price:



Lure: 6-35g Line: PE 0.8-1.5



This is the multi-purpose seabass rod to cover various situation with minnow, sinking pencil or vibration lures. You will be able to sense changes of current or tiny contact of seabass thanks to sharpness and sensitiveness of blanks itself. Of course it have been gotten enough power to land fish at your will. You don't have to be afraid to aim huge seabass at field there is lots of structures under water thanks to potential of power that is hidden inside of blanks. We believe that 94M have been well balanced to be called "basic one" because of sensitiveness, handleability and toughness of blanks.

- Length: 2850mm(CL:1455mm) Weight: 143g
- Guide: TZ Titanium frame K Guide+Top Guide : Flange Ring Guide(Fuji)
- Section: 2pcs (Spigot Ferrule) Reel Seat: VSS16(Fuji)
- Suitable reel size D:LT3000C~4000C / S:C3000~4000

More details



Field: Rivers(lower to mouth) · Port · Surf

96MMH TZ/NANO

Price:



Lure: 8-38g Line: PE 1-2



If you wish to cast heavy lure as such as minnow size around 14cm, metal jig, sinking pencil or heavy vibration further, we recommend you to choose 96MMH. We promise that you will be able to cast heavy lure a great distance on surf or rocks even in headwind. 96MMH will help you to maintain your concentration because you will hardly get tired thanks to lightness and handleability of it.

- Length: 2910mm(CL:1485mm) Weight: 151g
- Guide: TZ Titanium frame K Guide+Top Guide : Flange Ring Guide(Fuji)
- Section: 2pcs (Spigot Ferrule) Reel Seat: VSS17(Fuji)
- Suitable reel size D:LT3000~5000C / S:4000~C5000

More details



Field: Surf · Rocks · Estuary

102MH TZ/NANO

Price:



Lure: 8-42g Line: PE 1-2



When you aim huge seabass on surf or rocks, 102MH will be your reliable partner for sure. It is powerful enough to aim huge Seabass over meter or even Black-Fin Seabass and small sized Blue-Runner on rocks. We recommend you to take 102MH if you are going to aim large flatfish on surf thanks to potential of power, sharpness, and ability of casting.

- Length: 3110mm(CL:1590mm) Weight: 177g
- Guide: TZ Titanium frame K Guide+Top Guide : Flange Ring Guide(Fuji)
- Section: 2pcs (Spigot Ferrule) Reel Seat: VSS17(Fuji)
- Suitable reel size D:LT4000C~5000C / S:4000~C5000

More details



Field: Surf · Rocks · Estuary of large river

810ML RC NANO Bait Model

Price:



Lure: 7-32g Line: PE 0.8-1.5



This is special tuned model to pursue accuracy of cast when you fish at upper or mid of the river. Moderate Modulus of these blanks will help anglers to cast lure with minimum motion and deliver it to underneath of over hung at your own will with higher accuracy. It is well designed to let anglers manipulate lure in a current river without any stress, and well balanced power which is accumulated inside of the blank will help anglers to pull the big one out from even rapid current.

- Length: 2695mm(CL:1375mm) Weight: 134g
- Guide: SiC-S Titanium flame K Guide(Fuji)
- Section: 2pcs (Spigot Ferrule) Reel Seat: ACS16(Fuji)

More details



Field: Rivers (Especially the flow velocity field in the upper - middle region)

93M NANO Bait Model

Price:



Lure: 8-42g Line: PE 1-2



This is the long distance shooter which will cover seabass game with plugs at river mouth or port and also light jigging game from surf. Blanks of 93M have been designed to let anglers manipulate and cast many kind of lures such as vibration, sinking pencil, metal jig, and large sized minnow without any stress.

- Length: 2830mm(CL:1445mm) Weight: 159g
- Guide: SiC-S Titanium flame K Guide(Fuji)
- Section: 2pcs (Spigot Ferrule) Reel Seat: ACS17(Fuji)

More details



Field: Estuary · Surf · Mudflats · Port · Dikes · Rocks

103MH NANO Bait Model

Price:



Lure: 10-45g Line: PE 1.5-2.5



This is over head model with massive power to fish from rocky shore. For example you are required to cast against head wind, on the fight at rocky beach or else. You will be surprised that accuracy cast, quickness to make first action, power of lifting and dexterity performance of this 103MH/NANO is as a versatile overhead tackle. Of course, this is recommended to anglers who are aiming at giant flat fish from surf while using jig, vibration or plastic worm effectively.

- Length: 3135mm(CL:1600mm) Weight: 191g
- Guide: SiC-S Titanium flame K Guide(Fuji)
- Section: 2pcs (Spigot Ferrule) Reel Seat: ACS17(Fuji)

More details



Field: Rocks · Surf

HIRA 107M TZ/NANO

Price:



Lure: 7-40g Line: Max PE 1.5



This technical rod let you land huge fish very smoothly without losing initiative and you will be able to get less chance of hook off thanks to flexibility of blanks themselves. Flexibility of blanks employed NANOALLOY® technology will apply good pressure to fish continuously. More flexibility than MH class is loaded to blank of tip to belly section without losing sharpness when you cast. It have been adjusted to use light line, cast and manipulate lure comfortably.

- Length: 3230mm(CL:1650mm) Weight: 196g
- Guide: TZ Titanium frame K Guide+Top Guide : Flange Ring Guide(Fuji)
- Section: 2pcs (Spigot Ferrule) Reel Seat: DPS18/BACK STOP Dubble nut(Fuji)
- Suitable reel size D:LT4000C~5000C / S:4000~5000C

More details



Field: Rocks · Piers

HIRA 107MH TZ/NANO

Price:



Lure: 7-45g Line: Max PE 2



This is one of the perfect rod for Black-Fin Seabass to cover various situation and field to aim it. You will be able to cast and manipulate, not only minnow Black-Fin Seabass but also any kind of lures as such as small sized sinking pencil, vibration or jig head even in headwind. Although this is the MH class rod, it has loaded enough power to fight and keep large sized Black-Fin Seabass under control.

- Length: 3230mm(CL:1650mm) Weight: 198g
- Guide: TZ Titanium frame K Guide+Top Guide : Flange Ring Guide(Fuji)
- Section: 2pcs (Spigot Ferrule) Reel Seat: DPS18/BACK STOP Dubble nut(Fuji)
- Suitable reel size D:LT4000C~5000C / S:4000~5000C

More details



Field: Rocks · Piers

HIRA 11MH TZ/NANO

Price:



Lure: 8-50g Line: Max PE 2.5



Although this 11MH have been designed for Black-Fin Seabass, it is tough enough to keep Blue Runner up to 5kg under control. Of course, you will be able to manipulate plug delicately and once you hooked even huge one at tough field, you will never lose initiative for sure. If you are an angler who fish in tough situations and wish to land fish smoothly without any stress, we recommend you to take 11MH which will be huge advantage for you.

- Length: 3360mm(CL:1720mm) Weight: 228g
- Guide: TZ Titanium frame K Guide+Top Guide : Flange Ring Guide(Fuji)
- Section: 2pcs (Spigot Ferrule) Reel Seat: DPS18/BACK STOP Dubble nut(Fuji)
- Suitable reel size D:LT6000 / S:C5000


More details



Field: Rocks · Piers

Ballistic

Road 1kg



※These images are not illustrated on the full potential or characteristics of rods. Please understand that these pictures are taken under the limited situation, it was loaded with weight on rods gently.

These are comparison images of Ballistic series which are loaded 1kg weight on tip. 86M,810ML-RC Overhead reel, 94M,96MMH and 93M Overhead reel are for seabass mainly to cover rivers, mudflats or port. 102MH,103MH Overhead reel are for seabass and flatfish from rocky shore and sandy beach. HIRA107M,HIRA107MH and HIRA11MH are for black fin seabass from rocky shore. Ballistic series have moderate stiffness and sharpness to achieve accuracy and ability of distance cast. Although the taper of this series is regular, you can cast with less power than before and can get more accuracy thanks to high repulsive force attributed to NANOALLOY® Technology. Designing of 3 models of overhead series is totally difference. You can get fast initial rate with quick motion easily. 93M is set as basic model, 103MH is for rocky shore and sandy beach and 810ML cover various kind of current such as upper to lower part of rivers. That is why 810ML is named "River Custom".



BlueSniper / 7 Line up

Shore Plugging & Jigging

BlueSniper shore casting series have been loaded sharpness, Lightness and high usability while taking advantage of NANOALLOY® technology from TORAY. ML class which is suited to light weight of minnows or sinking pencil, H class to manipulate up to 200mm of diving pencil and jigs over 100g. The potentials which are hidden in blanks of these 7 models include 103L which is loaded sensitivity and power added for line up as a Light class concept to manipulate lures for seabass will enable you to cover various situations and field without losing initiative of anglers. Remarkable characteristics of these series are flexibility and sensitiveness of tip section to make lures swim more like real fish, and toughness of butt section to pull heavy fish up to surface while applying the good amount of pressure on fish. Which means that we have pursued basic performance as shore casting rod. Win some, lose some...it is depending on judgement you have made at crucial phase. This BlueSniper shore casting series has been designed as a rod which will support you to make a right decision to land memorial fish.



- BLUE SNIPER ICONS
- L** Light Class concept
- N** Nano concept Blanks applied NANOALLOY
- PLUG** For plugs
- Seabass Lure** Lure for seabass is available
- JIG** Metal jig
- PENCIL** Pencil bait Diving pencil Sinking pencil
- POPPER** Popper
- MINNOW** Minnow for BlueRunner

103L PlugSpecial Light Class Concept

ROD SPEC Lure: Jig ~40g/Plug ~40g
Line: Max PE 2 Drag Max: 4kg/45°

- Length: 3135mm(CL:1600mm) Weight: 240g
- Guide: SiC-S stainless frame K guide(Fuji)
- Section: 2pcs (Spigot Ferrule) Reel Seat: DPS18 (Fuji)
- Suitable reel size D:3500~4000 / S:4000~6000



96ML NANO Concept

ROD SPEC Lure: Jig ~60g/Plug ~40g
Line: Max PE 2 Drag Max: 3kg/45°

- Length: 2935mm(CL:1500mm) Weight: 223g
- Guide: SiC-S stainless frame K guide(Fuji)
- Section: 2pcs (Spigot Ferrule) Reel Seat: DPS18 (Fuji)
- Suitable reel size D:3000~3500 / S:4000~6000



100M NANO Concept

ROD SPEC Lure: Jig ~80g/Plug ~50g
Line: Max PE 3 Drag Max: 4.5kg/45°

- Length: 3070mm(CL:1570mm) Weight: 245g
- Guide: SiC-S stainless frame K guide (Fuji)
- Section: 2pcs (Spigot Ferrule) Reel Seat: DPS18 (Fuji)
- Suitable reel size D:4000 / S:6000~8000



97MMH NANO Concept

ROD SPEC Lure: Jig ~100g/Plug ~60g
Line: Max PE 4 Drag Max: 6kg/45°

- Length: 2950mm(CL:1515mm) Weight: 296g
- Guide: SiC-S stainless frame K guide+SiC Ocean guide(Fuji)
- Section: 2pcs (Spigot Ferrule) Reel Seat: DPS20 (Fuji)
- Suitable reel size D:4000~4500 / S:6000~8000



100MH NANO Concept

ROD SPEC Lure: Jig ~120g/Plug ~80g
Line: Max PE 4 Drag Max: 6kg/45°

- Length: 3070mm(CL:1575mm) Weight: 307g
- Guide: SiC Ocean guide(Fuji)
- Section: 2pcs (Spigot Ferrule) Reel Seat: DPS20 (Fuji)
- Suitable reel size D:8000 / S:6000~10000



106H PlugSpecial NANO Concept

ROD SPEC Lure: Jig ~130g/Plug ~100g
Line: Max PE 5 Drag Max: 8kg/45°

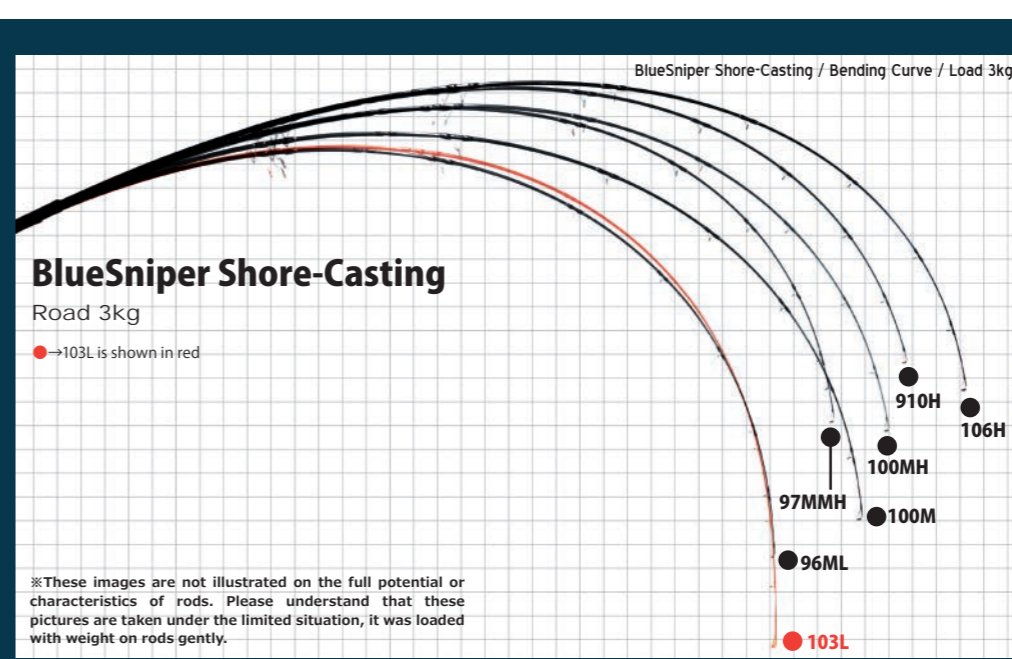
- Length: 3215mm(CL:1650mm) Weight: 325g
- Guide: SiC Ocean guide(Fuji)
- Section: 2pcs (Put over Ferrule) Reel Seat: DPS20 (Fuji)
- Suitable reel size D:10000~14000 / S:8000~14000



910H NANO Concept

ROD SPEC Lure: Jig ~150g/Plug ~120g
Line: Max PE 5 Drag Max: 8kg/45°

- Length: 3030mm(CL:1550mm) Weight: 326g
- Guide: SiC Ocean guide(Fuji)
- Section: 2pcs (Spigot Ferrule) Reel Seat: DPS20 (Fuji)
- Suitable reel size D:10000~14000 / S:8000~14000



These are comparison images of BlueSniper shore casting series which are loaded 3kg weight on tip. Tip to belly section of BS103L have been designed to be very flexible for casting and manipulating small and light plug. It has little more power than 96ML on butt section and good to be used for aiming blue runner with small lure. 97MMH have been loaded same power as 100MH on butt section and more flexible tip section. Although 97MMH bend more than 100MH when applied 2kg load, you can see that almost same power employed on both of butt section when applied 3kg load. 100M have been designed to be slower action than others so whole blanks of 100M will be bent well even when small amount of load applied. Almost same power have been loaded on butt section of 910H and 106H. 910H is suit to metal jig and if you use plugs mainly, 106H is recommended. 910H have been loaded more repulsive force than 106H to manipulate heavy weight of metal jig comfortably and land fish smoothly. Load weight more and more, butt section of 106HPS bend more and huge power will be accumulated. Which means that it is easier to apply pressure on fish and physical burden of angler will be reduced with 106HPS.

※These images are not illustrated on the full potential or characteristics of rods. Please understand that these pictures are taken under the limited situation, it was loaded with weight on rods gently.