



<https://yamaga-blanks.com/>

YAMAGA Blanks Made in Japan

Dealer



2020
YAMAGA Blanks PRODUCT / Made in JAPAN
English version





In 2020, YAMAGA TSURIGU Co., LTD which is company of YAMAGA Blanks will mark the 30th anniversary since we have been in this business.

As a beginning of our business, we have been devoted as a finisher and assembler.

We believe that machine tools which is required for rod building are not ready-made.

So, at the very beginning, we had to find mechanic who can be trusted and build up the machine with them while adjusting the details repeatedly.

Even after we have built own oven for carbon rod, never ever stop developing the machine to minimize errors as possible. Of course, same applies to the craftworker who involved with rod building though.

Now we have installed new machine tools to move forward and keep challenging to develop the excellent products for long time periods.

We think that continuous effort for developing make factory's quality and ability increase.

This is not story only factory of fishing rod but also all of factory of industrial category. Even though the time have been past and we faced generational change of craftsman, knowledges, skills, and techniques will be carried on into next generations.

Of course, we are keeping in mind one important thing that we are definitely required to make an effort for developing ourselves and factory.

Especially, manufacturing fishing tackle is one of the particular kinds.

As you know that fishing is quite uncertainty activity and there are so many tactics. If we have been just planed and develop products without any advice or experiences of anglers who fish in tough situations.

And of course, we fish with our products to get inspiration and impression for increasing the image of new products.

This is how we have been "manufactured" and how we are going to "manufacture" fishing rod.

Although 30 years have been past already and things surrounding us have been changed a lot, our corporate mission have never ever been changed.

"Build excellent fishing rod"

We will never stop making an effort to develop factory and ourselves.

YAMAGA
Blanks **YB**
Made in JAPAN

YAMAGA TSURIGU Co.,LTD. / SINCE 1990
30th Anniversary



Light Game

BlueCurrent III
Strive for a New Era

BlueCurrent TZ/NANO
Slip Out of the Boredom Days!!

The concept of BlueCurrent series is “Versatility” to aim various target in various situation.

For example, “The target”. You have chance to hook up Horse mackerel, Mebaru, Black sea bream, Seabass and Rockfish kind and you might be able to get unexpected big monster when you fish with jig head weight 1g.

And “The method”. If you aim Horse mackerel or Mebaru which are popular target of light game category, there are many choices of method as such as jig head, wind action, Carolina rig, plug, vibration and metal jig.

If you wish to let yourself adjust situations you are facing with just “one rod”, we believe that fishing rod will be required “Versatility”.

The ideal rod that we think for light game category is that will expand your imagination. Which means that the rod will not be supposed to limit yourself. We know that anglers will always reach beyond our imagination.

For helping to expand angler's imagination, we always pursue “comfortability” that you feel when you cast, manipulate lures and fight with lively fish.

We believe that the element which is truly required for light game rod is “excellent feeling” when you fish with it and we also know that will develop skills and techniques of us and anglers.



2020 New Model

BlueCurrent III
Strive for a New Era

In 2020, BlueCurrentII reborn as BlueCurrentIII. This is not mere model change. This is kind of numbering which means that designing of BlueCurrent series get into the third generation. The most important elements that YAMAGA Blanks have been thinking are characteristic and identity of designing and factory. We believe that combination of these two factors that are composed us is quite unique. Especially BlueCurrent series are one of the representative products of YAMAGA Blanks which have been reflected essential part of techniques and experiences as a “Craftman”. The renew of BlueCurrent series have meanings that core of designing have been developed. We have aimed to achieve broadness of release range, bending like seamless to keep tension, and quickness and sharpness as work as your extended arm for BlueCurrentIII series. So that we have integrated category of BlueCurrent and BlueCurrent TZ series as reconstruction. We have tested these BlueCurrentIII for a long time periods to get tidemark. And we present this new series to let you feel our universal spirit as a Craftman.



BlueCurrent III / Light Game Series / 11 Line up
Target / Horse Mackerel · Rockfish · Black Sea Bream etc

Spinning model 8 Line up

New BlueCurrent III 53 Spinning Model



53 have been designed in 2 pcs to be carried anywhere you want. Once you fished with it, you will be surprised that ability to get the picture of details and situation inside of the water. Even when you fish with jig head under 1g, you can sense the slightly changes of current and give the action as you wished. Which means that you will always know what you are doing and what is happening under the water.

Lure: MAX 4.5g (JH 0.1~4.5g) Line: PE 0.06~0.3/NY·FC 1~3lb
Length: 1610mm(CL:835mm) Weight: 53g Price:

Guide: SiC-S stainless frame K guide(Fuji) Section:2pcs (Put over Ferrule)
Reel seat: VSS16(Fuji) Suitable reel size D:1000~2000 / S:500~C2000



New BlueCurrent III 510 Spinning Model



This is tuned to be used for jig head game around 0.5g~1.5g with comfortable feeling. Especially even when you fish with jig head around 1g in strong wind, you will not lose performance of casting and manipulating. If you could take advantage of that sharpness and moderate stiffness, you can twitch and jerk aggressively to catch selective one even in day game.

Lure: MAX 4.5g (JH 0.3~4.5g) Line: PE 0.06~0.3/NY·FC 1~3lb
Length: 1775mm(CL:915mm) Weight: 56g Price:

Guide: SiC-S stainless frame K guide(Fuji) Section:2pcs (Put over Ferrule)
Reel seat: VSS16(Fuji) Suitable reel size D:1000~2000 / S:500~C2000



New BlueCurrent III 63 Spinning Model



This is short stick which enable you to fish with jig head around 0.5g~3g while getting enough distance to reach the spot that fish might be there.The sharpness of blanks enables you to make jig head move as you wished and you will be able to strike instantaneously as soon as you sensed bite of target. The flexibility and sensitivity of blanks transmits slightly changes of current, vital information and a sense of existence of jig head.

Lure: MAX 5g (JH 0.3~5g/Plug 1.6~3.5g) Line: PE 0.06~0.3/NY·FC 1~3lb
Length: 1910mm(CL:985mm) Weight: 59g Price:

Guide: SiC-S stainless frame K guide(Fuji) Section:2pcs (Put over Ferrule)
Reel seat: VSS16(Fuji) Suitable reel size D:1000~2000 / S:500~C2000



New BlueCurrent III 69 Spinning Model



We have designed tip and belly section of this 69 very carefully to manipulate jig head and plug exactly as you wished. Tip and belly section have been applied moderate stiffness for achieving high sensitivity to transmits small vital information and slightly changes of current and sharpness to twitch and jerk jig head aggressively. Also, if you really wish to fish with plug, we recommend you to take this 69. Of course, you can take 69 for light game off the boat as well.

Lure: MAX 7g (JH 0.3~7g/Plug 1.6~5g) Line: PE 0.08~0.4/NY·FC 1~4lb
Length: 2070mm(CL:1065mm) Weight: 66g Price:

Guide: SiC-S stainless frame K guide(Fuji) Section:2pcs (Put over Ferrule)
Reel seat: VSS16(Fuji) Suitable reel size D:1000~2000 / S:1000~C2000



New BlueCurrent III 74 Spinning Model



If you wish to fish with various kind of method in various situation with one rod, this 74 will be the one for sure. 74 can handle all of method for light game fishing such as jig head, sinker, metal jig, and plug at your will. High sensitivity will not be lost even if you search target deeper than 10m. You will definitely be able to feel what is “BlueCurrentIII” like once you fish with this 74.

Lure: MAX 10g (JH 0.3~7g/Rig 1~10g/Plug 1.6~7.8g)
Line: PE 0.1~0.5 / NY·FC 1~5lb

Length: 2235mm(CL:1145mm) Weight: 71g Price:

Guide: SiC-S stainless frame K guide(Fuji) Section:2pcs (Put over Ferrule)
Reel seat: VSS16(Fuji) Suitable reel size D:1000~2000 / S:1000~2500



BlueCurrent III 76 Stream Spinning Model ※Only design have been changed from previous model



This 76 Stream have been designed for various kind and size of plugs as such as small one for mackerel and medium size for seabass or black sea bream. Moderate stiffness and comfortable recovery speed which is applied on tip and belly section let you manipulate top water plug, minnow or sinking pencil at your will for sure. If you are going to aim target hidden in current with plug, we recommend you to take this specialized rod for plugging game.

Lure: MAX 12g (Plug 1.6~12g) Line: PE 0.3~0.8

Length: 2290mm(CL:1175mm) Weight: 81g Price:

Guide: SiC-S stainless frame K guide(Fuji) Section:2pcs (Put over Ferrule)
Reel seat: VSS16(Fuji) Suitable reel size D:2000 / S:2000~2500



New BlueCurrent III 711 Spinning Model



Even if you cast small jig head a long distance, you will not lose your sense to feel movement of jig head with this 711. Also, 711 which is categorized in long length model though, transmits information of underwater world and vital information constantly even in rapid water or deep area. Flexible and sensitive tip section will let target bite your jig head without strangeness and powerful butt section will lead you assured landing.

Lure: MAX 11g (JH 0.5~7g/Rig 2~11g) Line: PE 0.2~0.6

Length: 2425mm(CL:1245mm) Weight: 81g Price:

Guide: SiC-S stainless frame K guide(Fuji) Section:2pcs (Put over Ferrule)
Reel seat: VSS16(Fuji) Suitable reel size D:1000~2000 / S:1000~2500



New BlueCurrent III 82 Spinning Model



This 82 have been tuned as sharper to get more distance than previous model. Although butt section has been enhanced, whole blanks bend smoothly and recover powerfully. On the other hand, sensitiveness and flexibility of tip section have been sharpened to transmits information that angler needs. You can handle not only plugs around 7~9cm to aim seabass or black sea bream but also of course use jig head up to 20g with swimming action to aim rockfish.

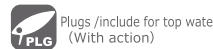
Lure: MAX 20g (JH 2~20g/Float 3.3~20g/Jig 2~20g/Rig 2~20g/Plug 2~15g)
Line: PE 0.3~0.8

Length: 2495mm(CL:1280mm) Weight: 83g Price:

Guide: SiC-S stainless frame K guide(Fuji) Section:2pcs (Put over Ferrule)
Reel seat: VSS16(Fuji) Suitable reel size D:2000 / S:2000~2500



BlueCurrent
Icons



Grip about signage for length of grip

● a Length from reel foot to end of grip when reel is equipped
● b Whole length of grip

Reel Suitable reel size

Please refer to these suggestions as a rough indication depend on specification of line MAX.Please note that indication does not mean to restrict your choice of reel.

ICON signage for Icons

● JH
● JH
● CARO

The Icons on specifications stand for the lure which is match well with rod.
Best match designated in red.
Substitute in blue.
Please refer to these Icon as rough indication depend on characteristics of each rods.



Overhead reel model 3 Line up

New BlueCurrent III 53/B Overhead reel Model



This is 2 pcs overhead model to aim selective and spooky target at close range. Even if you have to use jig head under 1g, you can feel the weight of it when you cast and manipulate and also you can get enough distance to reach targets comfortably. As taking advantage of overhead tackle, you can keep tension of line while letting jig head fall into the range where the target must be there.

Lure: MAX 4.5g (JH 0.5~4.5g) Line: PE 0.3~0.5 / NY・FC 3~5lb
Length: 1610mm(CL:835mm) Weight: 67g Price:
Guide: SiC-S stainless frame K guide+SiC-S titanium frame RV Guide on butt guide(Fuji)
Section:2pcs (Put over Ferrule)
Reel seat: PMTS17(Fuji) Suitable reel size・Overhead reel for Finesse game



New BlueCurrent III 69/B Overhead reel Model



This is the standard model of overhead series that let you cast and manipulate jig head and plug as exactly as you wished. Tip section which have been loaded flexibility and sensitivity will transmits vital information clearly and belly section that have moderate stiffness make light wind action comfortably. Especially when you fish with plug, the potential of 69 overhead model will be pulled out.You will notice that you can give the action to plug as exactly as you have planned.

Lure: MAX 7g (JH 0.8~7g/Plug 1.6~5g/Rig 1~7g)
Line: PE 0.3~0.6/NY・FC 3~6lb
Length: 2070mm(CL:1065mm) Weight: 77g Price:
Guide: SiC-S stainless frame K guide+SiC-S titanium frame RV Guide on butt guide(Fuji)
Section:2pcs (Put over Ferrule)
Reel seat: PMTS17(Fuji) Suitable reel size・Overhead reel for Finesse game



New BlueCurrent III 82/B Overhead reel Model



Although this is over 8ft long, you can handle like it is 7.6ft long thanks to sharpness and lightness of blanks themselves. Tip section which have flexibility to manipulate lure delicately link to butt section which is strong enough to stop the powerful run of large target. This deserved to be called all mighty overhead rod to cover various situations and target such as surface game for seabass or black sea bream, rock fish game and mackerel of course.

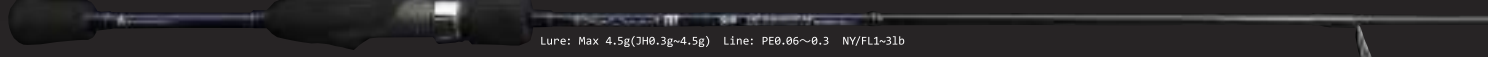
Lure: MAX 20g (JH 2~20g/Float 3.3~20g/Jig 2~20g/Rig 2~20g/Plug 2~15g)
Line: PE 0.4~0.8 / NY・FC 4~10lb
Length: 2495mm(CL:1280mm) Weight: 93g Price:
Guide: SiC-S stainless frame K guide(Fuji) Section:2pcs (Put over Ferrule)
Reel seat: PMTS17(Fuji) Suitable reel size・Overhead reel for Finesse game



BlueCurrent III 53 The specialized 2 pcs model for jig head game under 1g in close-range with high sensitivity.



BlueCurrent III 510 This is short rod to manipulate jig head around 1g in short-range and set hook at your will.



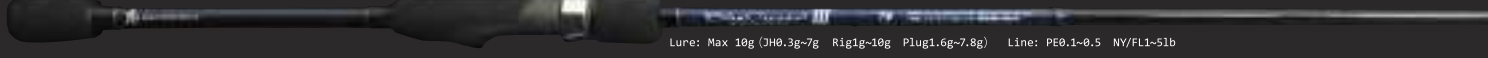
BlueCurrent III 63 The short rod to cover wide range of weight of jig head and plug



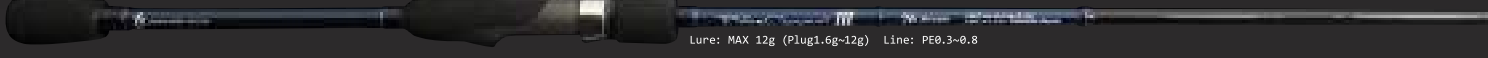
BlueCurrent III 69 This is specialized rod to fish aggressively with jig head and plug



BlueCurrent III 74 74 deserved to be called all-rounder to cover situation and method of light game scene.



BlueCurrent III 76 Stream 76 Stream have been tuned to lure the target hidden in complex current with plug.



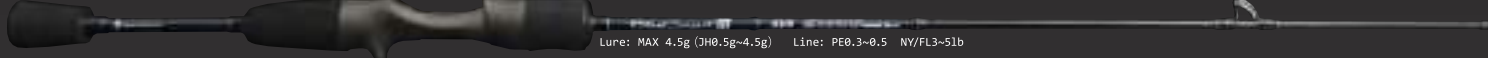
BlueCurrent III 711 Deliver light weight of jig head to further than you have imagined without unwanted wobbles.



BlueCurrent III 82 The almighty rod for method and tactics of light game category.



BlueCurrent III 53/B The finesse rod of overhead model for casting and manipulating jig head under 1g.



BlueCurrent III 69/B This is technical overhead model for jig head and plug to aim target aggressively.



BlueCurrent III 82/B The long rod that gives you incredible distance with various method of light game rigs.

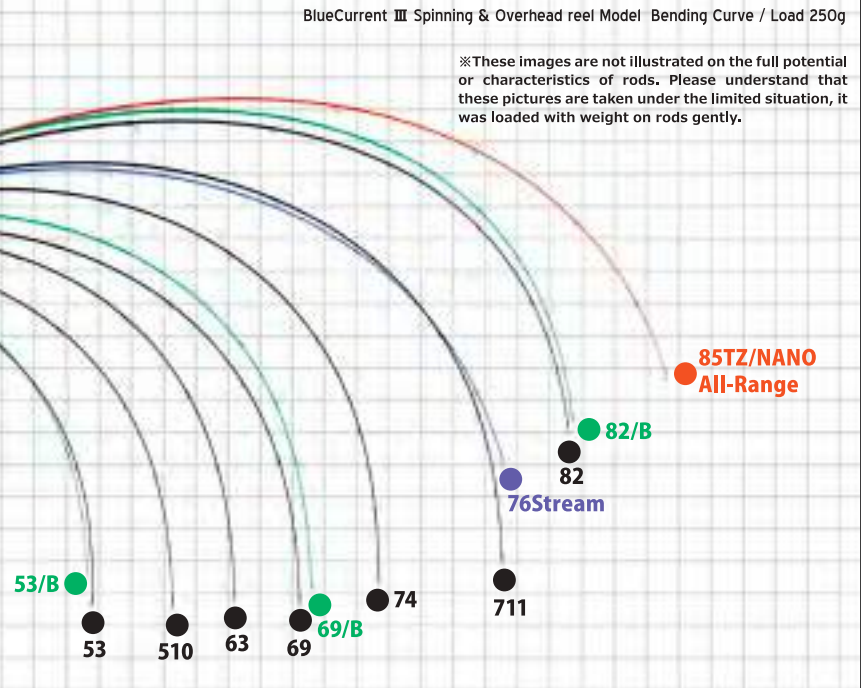


BlueCurrent III

Load 250g

- BlueCurrent III Spinning Model (Rod in Black)
- BlueCurrent III Overhead reel Model (Rod in Green)
- BlueCurrent III 76 Stream (Rod in Blue)
- BlueCurrent 85TZ/NANO All-Range (Rod in Red)

These are comparison images of New BlueCurrent III series(SiC-S・Stainless guide series) which are loaded 250g weight on tip. BlueCurrent III series have been achieved high performance on casting and manipulating by reconstruction of designing. Also, BlueCurrent85TZ/NANO-All-Range is on this table for references. 76Stream is shown in blue to clarify differences from 711. Although 3 models of overhead series are chosen as same blanks as spinning model, the differences are shown because of type of guide and how we fix the rod depend on type of handle when we have taken these images.



※These images are not illustrated on the full potential or characteristics of rods. Please understand that these pictures are taken under the limited situation, it was loaded with weight on rods gently.



BlueCurrent TZ/NANO

BlueCurrent TZ NANO Light Game Series / 8 Line up
Target / Horse Mackerel・Rockfish・Black Sea Bream・Seabass etc

BlueCurrent TZ/NANO series are flag ship models which are filled with our knowledge and techniques of designing blanks of light game. Carbon prepreg which NANOALLOW® technology have been applied is chosen and TORZITE ring guides which are light and less friction are loaded.

Once you fish with this series, you notice the lightness and sensitiveness, casting feel that you never get unwanted wobble and massive butt power hidden in butt section that will be increased when it is bent.

We present you various kind of rods with remarkable individuality as BlueCurrent TZ/NANO series as such as Jig Head-special which is perfect match for tiny jig head and small plug for horse mackerel or mebaru, Jig-special which is specialized for small metal jig, Stream-special to search target in current, Flex which is enable you to enjoy flexibility, and All-Range to do anything at anywhere.

BlueCurrent TZ/NANO series support anglers who will never stop exploring to find new method and tactics on your own.

TORZITE Fuji NANOALLOW



BlueCurrent 62 TZ/NANO Jighead Special



BlueCurrent 62TZ Nano have gotten sharpness within blanks themselves and once fish is on, its bend nice and smoothly from tip to butt section. Thanks to NANOALLOW® technology from TORAY, you can keep fish under control at your own will and you cast lure with minimum motion so you do not have to worry about rough condition if you choose it. We have sharpened this 62TZ up to manipulate both jig head and plug delicately with high sensitivity.

Lure: JH ~3g Line: NY・FC 1~31b
Length: 1880mm(CL:965mm) **Weight:** 53g **Price:**

Guide: TORZITE titanium frame K Guide (Fuji) Section: 2pcs (Put over Ferrule)
Reel seat: VSS16(Fuji) Suitable reel size D:1000~2000 / S:1000~C2000

BlueCurrent 67 TZ/NANO Jighead Special



This is specialized model for jig head game which is employed high sensitivity, smoothness, and flexibility on blanks. Although it is nice and flexible, the sharpness and speed of blanks are progressed while reducing unwanted wobble of tip section. Taking full of advantage of NANOALLOW® technology, it has been achieved seamless bend curve and incredible repulsive force that let you enjoy not only big mackerel or rockfish but also even a small target.

Lure: JH ~5g / Plug ~3.5g Line: ~PE0.4 / NY・FC 1~31b
Length: 2020mm(CL:1035mm) **Weight:** 61g **Price:**

Guide: TORZITE titanium frame K Guide (Fuji) Section: 2pcs (Put over Ferrule)
Reel seat: VSS16(Fuji) Suitable reel size D:1000~2000 / S:1000~C2000

BlueCurrent 71 TZ/NANO Jighead Special



71TZNano is most regular action in BlueCurrent Jig head special series. Although this is specialized model for jig head game, you can approach to target with slow retrieving of small plug or light rig. The sensitivity while you are retrieving is high enough to sense slightly changes of current and tiny vital information. Fish will take your lure without strangeness and blanks will bend smoother like seamless while on fighting.

Lure: JH 0.3~5g / Rig ~7g / Plug 1.6~4.5g Line: ~PE0.4 / NY・FC 1~41b
Length: 2175mm(CL:1115mm) **Weight:** 63g **Price:**

Guide: TORZITE titanium frame K Guide (Fuji) Section: 2pcs (Put over Ferrule)
Reel seat: VSS16(Fuji) Suitable reel size D:1000~2000 / S:1000~C2000



The line up of BlueCurrent TZ/NANO series is for let you fish with various kind of lure. 62,67 and 71 which have delicate tip are good for horse mackerel and mebaru with light weight of jig head. 62 and 67 are especially good for game which retrieve with jig head and plug mainly. On the other hand, if you give the action to minnow 71 will be recommended.



72TZ/NANO Jig-Special have moderate stiffness on blanks to let metal jig move aggressively so also good to fish with variety of plugs or heavy jig head.77Stream-special will enable you to twitch continuously in current with less mistake thanks to moderate stiffness of tip and belly section. The remarkable characteristics of 83 Flex is that flexibility to keep fish calm while fighting and repulsive force pull the target to surface with ease.



The remarkable characteristics of 85All-Range and 93All-Range is versatility to manipulate many kinds of method as such as jig head, plugs or even egi. The belly section which have moderate stiffness and repulsive force will let you jerking, twitching, lift & fall and swimming action comfortably. Although 93All-Range have more power than 85All-Range, line, method and way of constructing the game are almost same. 93All-Range will be recommended for fishing which you are required distance cast.

BlueCurrent 72 TZ/NANO Jig Special



This is the special tuned model which enable anglers manipulate various weight of jigs from micro sized to 15g weight because of moderate strain of tip section. We have chosen NANOALLOW® technology from TORAY on butt section for extra muscle. Its innovative to a material from TORAY LTD to achieve a high performance of manipulation and sensitiveness. Although you might sense the strain of blanks, it will work as tenacity to land fish smoothly.

Lure: Jig 1.5~15g Line: PE 0.3~0.8
Length: 2185mm(CL:1125mm) **Weight:** 70g **Price:**

Guide: TORZITE titanium frame K Guide (Fuji) Section: 2pcs (Put over Ferrule)
Reel seat: VSS16(Fuji) Suitable reel size D:2000 / S:2000~C2500

BlueCurrent 77 TZ/NANO Stream Special



This rod which has been built with NANOALLOW® technology from TORAY is for special situation. It achieved high sensitivity and usability of various lures without losing repulsive force of rod even in the rapid current. The potentials of this rod will be shown mostly at the field where the experts likes.

Lure: Plug 2~9g / Rig 1.5~13g Line: PE 0.3~0.8
Length: 2310mm(CL:1190mm) **Weight:** 74g **Price:**

Guide: TORZITE titanium frame K Guide (Fuji) Section: 2pcs (Put over Ferrule)
Reel seat: VSS16(Fuji) Suitable reel size D:2000 / S:2000~C2500

BlueCurrent 83 TZ/NANO Flex



If you wish to deliver light weight of jig head farther than ever and manipulate it as you want, we are sure that 83TZNano will make you satisfy. Flexibility and sensitivity of blanks enable you to manipulate light weight of plug delicately even you have delivered it farther than you have expected and you can manipulate it as you are at close range. If it is rough condition at closer range of you, you can fight without anxious thanks to ability of reshaping itself speedy.

Lure: JH 0.8~5g / Rig 1.8~10.5g / Plug 1.5~8g Line: PE 0.2~0.6
Length: 2520mm(CL:1290mm) **Weight:** 73g **Price:**

Guide: TORZITE titanium frame K Guide (Fuji) Section: 2pcs (Put over Ferrule)
Reel seat: VSS16(Fuji) Suitable reel size D:2000 / S:2000~C2500

BlueCurrent 85 TZ/NANO All Range



If you want to do everything in light game category, we think that BlueCurrent 85/TZ will make your dream come true. Every range of water will be covered with light line by BlueCurrent 85/TZ which have been gotten sensitiveness and toughness. You will never lose initiative even if you hook big one up accidentally. You will be able to aim Rock Fish, Black Sea Bream, Seabass (aim from top water to deep water), Horse Mackerel or even squid.

Lure: 3~21g Line: PE 0.4~1
Length: 2570mm(CL:1315mm) **Weight:** 80g **Price:**

Guide: TORZITE titanium frame K Guide (Fuji) Section: 2pcs (Put over Ferrule)
Reel seat: VSS16(Fuji) Suitable reel size D:2000~2500 / S:2000~2500

BlueCurrent 93 TZ/NANO All Range



Actually, it is all depends on your imagination to pull out the infinite potential of this 93TZNano All-Range. We have extended length and enhanced power of 85TZNano All-Range to cover farther range and tougher target. Of course, you can use it for Horse Mackerel or rockfish, it works for black sea bream, seabass or even for squid. As we mentioned, potential of 93TZNano All-Range become unlimited depending on your skill and imagination.

Lure: 3~21g Line: PE 0.4~1
Length: 2825mm(CL:1440mm) **Weight:** 90g **Price:**

Guide: TORZITE titanium frame K Guide (Fuji) Section: 2pcs (Put over Ferrule)
Reel seat: VSS16(Fuji) Suitable reel size D:2500 / S:2500~C3000

BlueCurrent TN Icons JH Jighead (~3g) H JH Jighead Heavy (3g~) CARO Sinker Caro FLOAT Float Rig PLG Plugs /Include for top water (With action) S/P Sinking pencil /Include for top water (Retrieving) JIG Metal Jig EGI Egi (#2~#3)


Main is shown in Red・Substitute is shown in Blue

BlueCurrent TZ/NANO

Load 250g

- BlueCurrent TZ/NANO JH-Special (Rod in Black)
- BlueCurrent TZ/NANO Jig-Special (Rod in Magenta)
- BlueCurrent TZ/NANO Stream-Special (Rod in Blue)
- BlueCurrent TZ/NANO Flex (Rod in Green)
- BlueCurrent TZ/NANO All-Range (Rod in Red)
- BlueCurrent III 53 (Rod in Gray)

These are comparison images of BlueCurrent TZ/NANO series which are loaded 250g weight on tip. Also, BlueCurrentIII 53 which is lightest model this series is on this table for references. Remarkable characteristics of BlueCurrent TZ/NANO series are smooth bending curve, sharpness on casting and strong butt power thanks to high repulsive force and ability to apply good amount of tension for target continuously. Each model has own character to adjust various kind of method, field and situation. Even though 3 model for jig head game is named JH-Special, high versatility is loaded to manipulate variety of lures. Of course, others have own serializability in high versatility to aim various kind of target.



※These images are not illustrated on the full potential or characteristics of rods. Please understand that these pictures are taken under the limited situation, it was loaded with weight on rods gently.



About differences between BlueCurrentIII 82 and 85TZ/NANO All-Range.

Even though the specifications of BlueCurrentIII82 and BlueCurrent85TZ/NANO-All-Range are quite similar, characteristics of blanks are totally different. 82 is very good at manipulating lures directory thanks to moderate stiffness of belly section. On the other hand, even though 85All-Range have more power on butt section than 82, whole blanks bend very smoothly for supplying comfortability to make lure move naturally when you give swimming action or lift & fall. If you wish to manipulate lure zippy with some stillness, please go for 82. If you prefer making natural swim action, 85All-Range is the one.



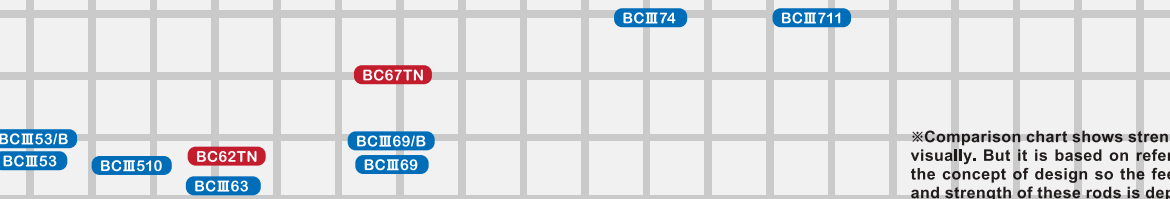
About overhead reel models of BlueCurrentIII

We have lined up 53, 69 and 82 as overhead reel models as same as spinning models. 53,69 and 82 have been selected for taking advantage of characteristics blank as overhead tackle which supply you stable reeling, adjustment of range, sensitiveness when lure is falling and nocking the bottom of sea. Although these are match for finesse style perfectly, also the potential of those will be pulled out at retrieving pencil bait slowly, sending jig head into the current naturally and searching black sea bream sitting on the bottom with heavy jig head. About 53, it is also good to be used for plugging game of trout kind.


BlueCurrent Comparison Table

This is characteristics comparison of BlueCurrent series. We have put an importance on sensitiveness and toughness as a favor of natural bending curve. Stiffness which is on this table have been caused by feeling when you actually fish and speed of pulling fish up to surface. On the other hand, we have considered that power on this table have been caused by the biggest size of fish according to limit of strength of line. We have considered that variation of target for light game category and even 53 have enough power to keep large horse mackerel under control.

- BlueCurrent TZ NANO
- BlueCurrent III



※Comparison chart shows strength and stiffness visually. But it is based on reference value from the concept of design so the feeling of stiffness and strength of these rods is depend on personal equation. And also please note that the stiffness doesn't mean the breaking strength.



Eging

BattleWhip
for Boat Eging

Mebius

Calista

We think that “Eging” is particular category of lure fishing. Basically, the fish use mouth to take your lure. On the other hand, squid will “Hold” or “Touch” your lure. We believe that these complicated signals are the characteristic of Eging.

Jerk, sense signals, strike and the heaviness of squid will be transmitted to your hand through blanks. That is the most delight moment of eging scene. Squid does not run to the bottom of sea. So, we think that we can pursue to develop tackles for eging which have been sharpened sensitiveness up utmost. Of course, you have to prepare for unexpected monsters. That is why angler have to develop skill of choosing tackles for it. We believe that this attitude is same applies to eging from shore and boat as such as “Tip Run”, “Ika-Metal” and “Boat Eging”. Simple method but anglers will be required to develop own skill to get satisfactory results.

We have develop eging rod series both for shore and off shore to achieve comfortability for sharpening your sensation up through these blanks. And we hope that you can feel something you have never been experienced before from fishing with Eging series of YAMAGA Blanks.

BattleWhip

for Boat Eging

The project of renewing “BattleWhip” series have been started since 2019 to be adjusted boat eging scene which being developed day by day.

We take advantage of skill, knowledges and experiences of designing fishing rod to shape the lineup of TipRun series, Ikametal series and also Omorig※ which are adjusted to segmentalized game.

Although we have chosen carbon solid tip first time ever as YAMAGA Blanks for TipRun series and Ikametal series, these are not only that.

We have pursued not only sensitiveness but also high comfortability for casting and manipulating exactly like Bluecurrent series.

All of these models have given own specialized character one by one to make angler sense slightly changes which is transmitted through blanks.

※Omorig is one of the method of Eging which cast sinker with small size of egi.



BattleWhip TR

Tiprun・Boat Eging Series / 3 Line up
Target / Squid

●3 types of BattleWhip TR series which have been given original character is lined up to cover various situations of TipRun eging scene. Anglers will enjoy to feel differences of sensitivity and speed of settle of tip section without unwanted wobble. If you pursue versatility, we recommend you to TR73/S. You can control speed of fall or angle with TR73/S while taking advantage of its length. Although TR69/D is the most powerful rod in this series to aim monster squid, this is not just stiff rod. You can fish with it in rapid current, deep area and various situations which you are required quickness without any stress. And TR63/N. This is for anglers who pursue high sensitivity, manipulate ability and speed of settle on tip section without unwanted wobble.

Tip sections let you know slightly touch of squid visually and transmit vital information to your finger through blanks very clearly. Smooth bending curve and less wobbles on tip section make sensitiveness of blanks increase.



BattleWhip IM

IKAMETAL Series / 2 Line up
Target / Squid

●We have totally renewed Ika Metal series which have been reconsidered design of blanks and tip section that have been switched glass solid to carbon solid. New Ika Metal series have been well balanced to achieve comfortable manipulate feeling and versatility that is enable you to jerking, shaking, posing, slow lifting and slow falling at your will. Although blanks of these have been finished very light and fine, enough power have been loaded to cover various situation and seasons.



BattleWhip OR

IKAMETAL・Omorig Series / 1 Line up
Target / Squid

●This OR model have been designed to aim monster squid which is hidden the edge of lighting or conquer the tough situation that squid hardly take your egi at all. You can cast sinker with small size of egi to reach the point where the squid might be there and you can give it action exactly as you have planned. BattleWhip OR can be thrown with under hand to get distance while taking advantage of that length and also good to be used in rapid current. The potential of versatility is hidden in blanks of these models to reflect your imaginations.

Tip-Run / Carbon Solid Tip model

New BattleWhip TR 63/N (Type-N : No Look)



Grip a.295mm b.360mm

Making use of advantage of high sensitivity accumulated from light game scene, blanks transmit slightly touch of squid. This characteristic of TR63 makes you to distinguish activity of squid and to stay focused even you faced touch condition. This is for the angler who does not want to lose opportunity of catching squid. You do not have to look at tip to get indication of vital information. Blanks definitely transmits signal to your hand. All you have to do is just feel it! This 63/N will make differences for sure.

Egi: 30～60g Line: PE 0.4～0.8 Depth: 20～50m
Length: 1920mm(CL:975mm) Weight: 75g Price:

Guide: SiC-S stainless frame K guide + SiC stainless frame LDB guide(Fuji)
Section:2pcs (Put over Ferrule)
Reel seat: VSS16(Fuji) Suitable reel size D:2000～2500 / S:2500～C3000



New BattleWhip TR 73/S (Type-S : Shallow)



Grip a.310mm b.375mm

This is specialized model with high sensitivity and operability to cover from shallow to 30m depth of water. 7.3ft length of blanks will help you to stay your Egi still even you fish from mid-large boat or in situation that you are struggled in welter of the sea surface. You can fish with S-Fall techniques while taking advantage of its length. Of course, casting game is available with this versatile model. We believe that you will be able to enjoy the variety of situation and method of squid games with this TR 73/S.

Egi: 20～40g Line: PE 0.4～0.8 Depth: ～30m
Length: 2225mm(CL:1145mm) Weight: 83g Price:

Guide: SiC-S stainless frame K guide + SiC stainless frame LDB guide(Fuji)
Section:2pcs (Put over Ferrule)
Reel seat: VSS16(Fuji) Suitable reel size D:2500 / S:2500～C3000



New BattleWhip TR 69/D (Type-D : Deep)



Grip a.295mm b.360mm

This is the most powerful model in this series to cover area such as deep and rapid water. If you aim huge squid in tough area such as current runs rapidly or deep water around 40m or more, TR 69/D is the best choice. It will be bent very smoothly while accumulating huge repulsive force inside of blanks themselves to lift even squid much bigger than you have thought. This is for anglers who wish to explore untouched area for aiming massive squids.

Egi: 50～80g Line: PE 0.6～1 Depth: 40～90m
Length: 2075mm(CL:1060mm) Weight: 80g Price:

Guide: SiC-S stainless frame K guide + SiC stainless frame LDB guide(Fuji)
Section:2pcs (Put over Ferrule)
Reel seat: VSS16(Fuji) Suitable reel size D:2500～3000 / S:C3000～4000



IKA-Metal / Carbon Solid Tip model

New BattleWhip IM 69S Spinning Model



Grip a.445mm b.515mm

Thanks to sensitivity and visibility of blanks are increased for achieving the excellent results. The lightness of it let you handle this stick as your extended arm, flexibility and repulsive force provide you comfortability and toughness of butt section enable you to lift unexpected monster up to surface without anxious and burden of physical. This IM69/S will cover various situation, method and size of target with fun for sure.

Egi: MAX #25 (90g) Line: PE 0.4～0.8

Length: 2070mm(CL:1060mm) Weight: 84g※PROTO Price:

Guide: SiC-S stainless frame K guide + SiC stainless frame LDB guide(Fuji)
Section:2pcs (Put over Ferrule)
Reel seat: VSS16(Fuji) Suitable reel size D:2500 / S:2500～C3000



New BattleWhip IM 69B Over head reel Model



Grip a.430mm b.530mm

Carbon solid tip let you know vital information visibly and transmit a lot of information to your finger through blanks. Although it have flexibility and sensitivity, once you have sensed touch of squid you can strike aggressively without any delay thanks to moderate stiffness and repulsive force which also help angler to lift huge squid up from bottom of the sea. Taking advantage of IM69/B overhead model, we hope that you hunt squid as many as you have wished.

Egi: MAX #30 (110g) Line: PE 0.4～0.8

Length: 2070mm(CL:1060mm) Weight: 103g※PROTO Price:

Guide: SiC-S stainless frame K guide (Fuji) + SiC stainless frame LDB guide(Fuji)
Section:2pcs (Put over Ferrule)
Reel seat: PMTS17(Fuji) Suitable reel size D:100～200 / S:100～200



OMO-Rig / Tubular Tip model

New BattleWhip OR 72/C (Type-C : UNDER CAST) Spinning Model



Grip a.460mm b.525mm

This OR72/C have been designed to manipulate sinker weight 90g～150g comfortably. Also powerful enough butt and belly section to cast sinker up to 150 safely and comfortably. Thanks to moderate stiffness of tip section vital information of squid will be transmitted very clearly. You can search as wide as you have wished and you can sense what is going on inside of water very clearly. You will definitely enjoy this squid game as you are having jigging game with it.

Sinker Weight: CAST MAX #40 (150g)※under cast only Line: MAX PE 1
Length: 2190mm(CL:1125mm) Weight: 99g Price:

Guide: SiC-S stainless frame K guide (Fuji) Section:2pcs (Put over Ferrule)
Reel seat: VSS16(Fuji) Suitable reel size D:2500～3500 / S:C3000～C5000



BattleWhip Icons



Boat Eging



Tip Run



IKAMETAL



OMO-RIG IKAMETAL



Tip Run S-fall




Castable



Red Monster (for big squid)

Carbon solid tip is loaded to TR series and IM series. Tubular tip is loaded to OR model.



Thread color of tip is orange to increase visibility.

Precaution for carbon solid tip model

As we have mentioned, TR&IM series have been loaded carbon solid tip. The material of carbon solid tip is extremely delicate and fragile. So please careful with shock of impact and handle gentry when you fish and shored them with care. Although you can fish in properly use with them, it might be cause of breakage of carbon solid tip if you retrieve your lure too much or wind up knot into top guide.

Main is shown in Red Substitute is shown in Blue



Mebius / Eging Model / 6 Line up



We hope that fishing rod from YAMAGA Blanks is going to be used by much more number of anglers. That is ambition what we put into Mebius series.

It is quite difficult to keep low budget while pursuing performances and quality.

But we have succeeded to achieve those elements as making extensive use of our techniques of design and quality of factory.

That is how we build fishing rods and once you fish with Mebius series you will definitely know as much about our policy and performance of blanks.

We offer you 6 different type of character for Mebius series as such as short length, light weight model or medium heavy class to cover various situation that you are going to face.

Of course you can take one as main rod, you can also take one as a substitution for specific circumstances.

High versatility is hidden inside of blanks with high sensitivity and durability to be enable you to handle variety of lure in weight range on specifications.

The potential of versatility loaded on this series will let you aim not only squid but also variety of fish. We put our full of passion, spirit, knowledges and techniques of YAMAGA Blanks as a rod manufacturing bland into this Mebius series.



Mebius 710L



Grip a.290mm b.365mm

Lure: Egi 1.8~3.5 (~21g) Line: PE 0.3~0.6

Length: 2390mm(CL:1225mm) Weight: 84g Price:

Guide: SiC-S stainless frame K guide (Fuji) Section:2pcs (Put over Ferrule)

Reel seat: VSS16(Fuji) Suitable reel size D:2500 / S:2500~C3000

Mebius 88L



Grip a.310mm b.385mm

Lure: Egi 2.5~3.5 (~21g) Line: PE 0.4~0.8

Length: 2645mm(CL:1350mm) Weight: 93g Price:

Guide: SiC-S stainless frame K guide (Fuji) Section:2pcs (Put over Ferrule)

Reel seat: VSS16(Fuji) Suitable reel size D:2500 / S:C3000

Mebius 85ML



Grip a.310mm b.385mm

Lure: Egi 2.5~3.5 (~24g) Line: PE 0.5~0.8

Length: 2555mm(CL:1305mm) Weight: 93g Price:

Guide: SiC-S stainless frame K guide (Fuji) Section:2pcs (Put over Ferrule)

Reel seat: VSS16(Fuji) Suitable reel size D:2500 / S:C3000

Mebius 79M



Grip a.300mm b.375mm

Lure: Egi 2.5~4 (~28g) Line: PE 0.5~1

Length: 2365mm(CL:1210mm) Weight: 89g Price:

Guide: SiC-S stainless frame K guide (Fuji) Section:2pcs (Put over Ferrule)

Reel seat: VSS16(Fuji) Suitable reel size D:2500 / S:C3000

Mebius 86M



Grip a.320mm b.395mm

Lure: Egi 2.5~4 (~30g) Line: PE 0.5~1

Length: 2595mm(CL:1325mm) Weight: 98g Price:

Guide: SiC-S stainless frame K guide (Fuji) Section:2pcs (Put over Ferrule)

Reel seat: VSS16(Fuji) Suitable reel size D:2500 / S:C3000

Mebius 83MH



Grip a.320mm b.395mm

Lure: Egi 3~4.5 (~35g) Line: PE 0.6~1.2

Length: 2515mm(CL:1285mm) Weight: 98g Price:

Guide: SiC-S stainless frame K guide (Fuji) Section:2pcs (Put over Ferrule)

Reel seat: VSS16(Fuji) Suitable reel size D:2500 / S:C3000

Eging Series Icons

SMALL Small squid for small Egi

~2kg Up to 2kg

2kg-up Over 2kg

QUICK Short pitch jerk Quick action

SLACK Line slack jerk

BIG For heavy egi

BOAT For boat casting

Main is shown in Red Substitute is shown in Blue



Calista

Calista / Eging Model / 6 Line up

We have succeeded to utilize NANOALLOY® technology from TORAY totally as egging rod of new standard. Blanks made of NANOALLOY® will be followed in a moment when it is loaded and will be returned instantly thanks to high repulsive force. Because of these character angler will be able to jerk EGI sharply with less power than ever and make monster squid float quickly without any breakage of legs of squid when you fight. Blanks with moderate stiffness and suppleness will reduce burden of anglers and enable you to lure squid more delicately. Although Calista series have been loaded flexibility and lightness. Also, repulsive force that has been loaded on blanks is much stronger than Mebius series. Even though 3type of M class in this series, those are classified by situations of eging scene and size of squid. All of them bend well even a small amount of input and reshape itself speedy and powerfully. If you aim squid over 3kg mainly, 82M or 86Mare recommended. Other power class will cover small size of squid Up to 2kg. High versatility is hidden inside of blanks with high sensitivity and durability to be enable you to handle variety of lure in weight range on specifications. The potential of versatility loaded on this series will let you aim not only squid but also variety of fish.

TORZITE Fuji

NANOALLOY



Calista 86L/TZ NANO



Grip a.305mm b.390mm

This is the light class rod which is good for jerking make use of line slack. This is suit to the game that lure squid delicately and sense slightest touch of squid with fine PE line. We have expressed 86L as "light class rod" which means it will be enable you to manipulate lure with less power than other models and it have been loaded enough butt power to keep squid over 2kg under control. This is the best egging rod for angler who would like to fish with super fine PE line.

Lure: Egi 2.5~3.5 Line: PE 0.4~0.8

Length: 2582mm(CL:1325mm) Weight: 93g Price:

Guide: TORZITE Titanium frame K Guide & Top Guide : SIC Ring Titanium frame Guide(Fuji)
Section:2pcs (Spigot Ferrule) Reel seat: VSS16(Fuji) Suitable reel size D:2500 / S:C3000

Calista 82ML/TZ NANO



Grip a.305mm b.390mm

This is almighty egging rod that suit to not only from breakwater or rocks but also egging game on boat. This have been finished as a sensitive rod with high repulsive force to be enable anglers to jerk lure making use of line slack or jerk aggressively. Angler will be able to manipulate lure delicately when you sight fishing make use of this length. And it have been gotten ability of distance cast thanks to Torzite ring guide and blanks with NANOALLOY® carbon material from TORAY.

Lure: Egi 2.5~3.5 Line: PE 0.5~1

Length: 2500mm(CL:1285mm) Weight: 95g Price:

Guide: TORZITE Titanium frame K Guide & Top Guide : SIC Ring Titanium frame Guide(Fuji)
Section:2pcs (Spigot Ferrule) Reel seat: VSS16(Fuji) Suitable reel size D:2500 / S:C3000

Calista 89ML/TZ NANO



Grip a.315mm b.400mm

This is the well balanced model that is enable anglers to jerk various ways from vanishing wave block, rocks or high scaffolding breakwater. It have been gotten high versatility to lure squid by various way of jerking and you will be able to cast long distance with it without any stress. This will be played an active part in spring and fall season. This is the super sensitive model which is not only to sense contact of squid but also to explore underwater world as you are searching by hands.

Lure: Egi 2.5~3.5 Line: PE 0.5~1

Length: 2672mm(CL:1365mm) Weight: 100g Price:

Guide: TORZITE Titanium frame K Guide & Top Guide : SIC Ring Titanium frame Guide(Fuji)
Section:2pcs (Spigot Ferrule) Reel seat: VSS16(Fuji) Suitable reel size D:2500 / S:C3000

Calista 710M/TZ NANO



Grip a.310mm b.395mm

This is the Calista with high response in a short length blank which is good for the anglers who would like to jerk Egi more sharply and more aggressively than others. If you would like to give Egi effective action with less power than ever, we recommend you to choose this 710M. Although it is short length, you will be able to cast as long distance as Calista 86M TZ Nano and it will cover various way of fishing as such as blind or sight. Of course you can use it from boat as well.

Lure: Egi 2.5~4 Line: PE 0.6~1

Length: 2395mm(CL:1225mm) Weight: 100g Price:

Guide: TORZITE Titanium frame K Guide & Top Guide : SIC Ring Titanium frame Guide(Fuji)
Section:2pcs (Spigot Ferrule) Reel seat: VSS16(Fuji) Suitable reel size D:2500 / S:C3000

Calista 82M/TZ NANO



Grip a.310mm b.395mm

Although it have massive power to set hook on and land monster squid, tip section have outstanding high sensitiveness to sense tiny contact of monster squid. Highly remarkable point is that lightness you can feel when you actually cast and making action with it. We would like to say that this 82M have gotten lightness feel of manipulating like a 710M, then loaded butt power as same as 86M.You can fish for all season at variety of field as such as rocks, piers or surf with it.

Lure: Egi 2.5~4 Line: PE 0.6~1

Length: 2485mm(CL:1280mm) Weight: 98g Price:

Guide: TORZITE Titanium frame K Guide & Top Guide : SIC Ring Titanium frame Guide(Fuji)
Section:2pcs (Spigot Ferrule) Reel seat: VSS16(Fuji) Suitable reel size D:2500 / S:C3000

Calista 86M/TZ NANO



Grip a.315mm b.400mm

This is the standard model which is great for hard darting action. You will notice high repulsive force and high response feeling on blanks themselves once you fish with it. But you will be able to jerk heavy lure very lightly with less burden on wrist of angler thanks to NANOALLOY® carbon material which have gotten high resiliency on blank. It will be bent from tip section to belly section when squid is hooked without any breakage of legs of it.

Lure: Egi 2.5~4 Line: PE 0.6~1

Length: 2575mm(CL:1325mm) Weight: 99g Price:

Guide: TORZITE Titanium frame K Guide & Top Guide : SIC Ring Titanium frame Guide(Fuji)
Section:2pcs (Spigot Ferrule) Reel seat: VSS16(Fuji) Suitable reel size D:2500 / S:C3000



Calista 82M/TZ NANO



Calista 82M/TZ NANO



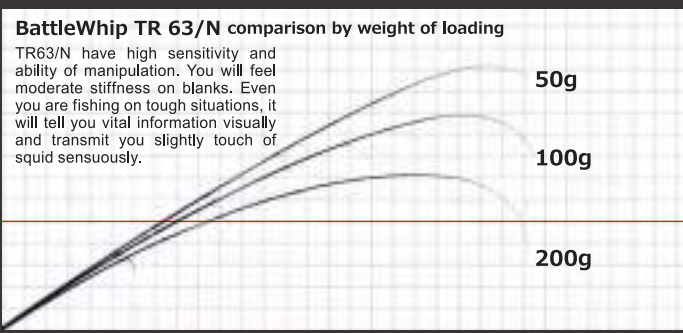
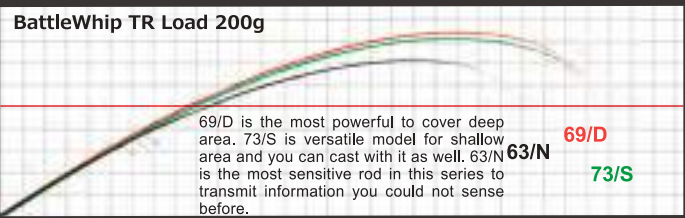


Calista 710M/TZ NANO

BattleWhip TR

Comparison image
By models • By weight

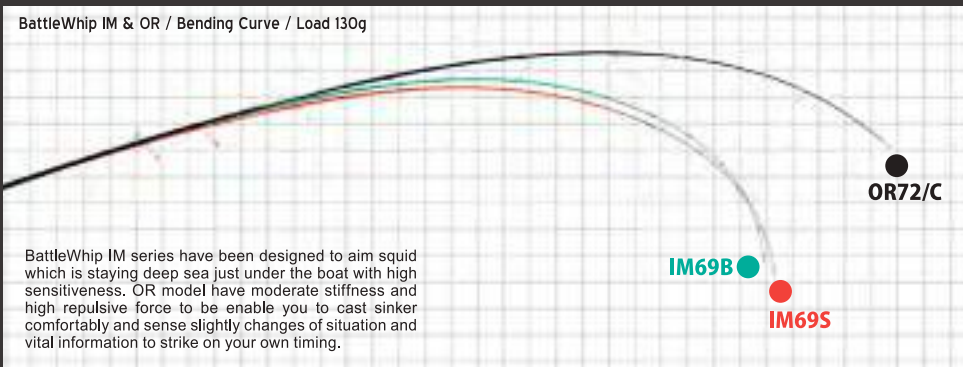
These are comparison image of BattleWhip TR seies.The image below is comparison of 3 models and the others are comparison which are loaded 50g/100g/200g on tip section of each models.



BattleWhip IM & OR

Load 130g→

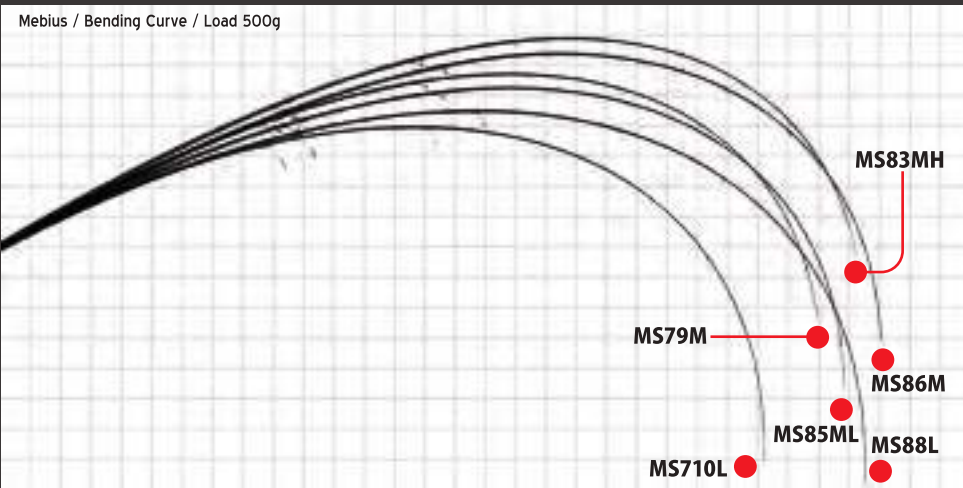
These are comparison image of BattleWhip IM & OR which are loaded 130g weight on tip section. Although same blanks are used for spinning and overhead, you might feel that overhead is little stiffer than spinning because of specification of components. Although IM series have been loaded carbon solid tip, OR model have been loaded tubular tip to be enable you to cast with underhand comfortably.



Mebius

Load 500g→

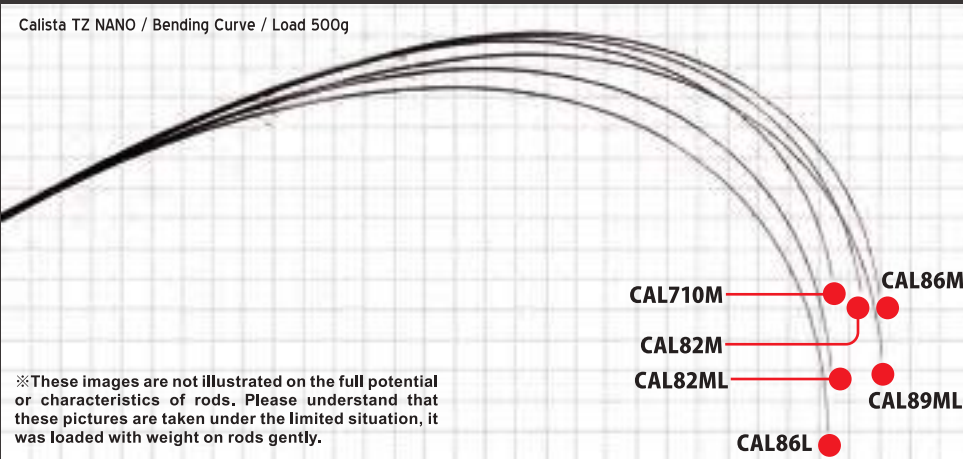
These are comparison images of Mebius series which are loaded 500g weight on tip. Mebius series have been loaded more flexibility than calista series to get more versatility and usability. We have focused on cast feeling of Mebius series. Wide range of release point and repulsive force will provide you excellent feeling and distance of cast. Comfortability of casting and toughness as eging rod are directly linked to versatility for aiming at various target. Enough versatility that to be used for horse mackerel, rockfish, black sea bream, seabass or light jigging game is hidden in those blanks.



Calista TZ NANO

Load 500g→

Although Calista series have been loaded flexibility and lightness. Also, repulsive force that has been loaded on blanks is much stronger than Mebius series. Even though 3 type of M class in this series, those are classified by situations of eging scene and size of squid. All of them bend well even a small amount of input and reshape itself speedy and powerfully. If you aim squid over 3kg mainly, 82M,86M are recommended. Other power class will cover small size of squid Up to 2kg.



Shore Casting

BLUESNIPER
Extreme Shore-Casting Strategy

EARLY
Ballistick

During recent years, lures have been developed rapidly to get more distance and that is exactly required by anglers who fish on the field where fish is feeding further than before.

It might be able to say that also the way of fishing has to be changed to adjust nature environment which is changing drastically. Because the event of ecology as such as unsettled spawning season and changes of habitat range because of increasing temperature of water are definitely going on.

Basically, lure fishing is to get reaction bite and it is important that you find spot where the fish is and have to deliver lure directory. There is no way to approach the fish while appealing to its feeding habit without using natural bait.

So, lure fishing game that you have to find fish first is necessary to cast further for getting more chance to reach target especially in recent environment which is changing way faster than you have experienced.

Find bait fish or target fish in extensive fishing area...

Although it's like looking for a needle in the haystack and besides through thread into the hole, we believe that this is the essence of lure fishing.

Further than before...

More accurately than ever...

As long as we pursue these elements for shore casting rod, we believe that we can get excellent result which we have dreamed of.



BLUESNIPER

Extreme Shore-Casting Strategy

BlueSniper / for Blue runner / 7 Line up
Target / Kingfish・Yellowtail・Amberjack


BlueSniper shore casting series have been loaded sharpness, Lightness and high usability while taking advantage of NANOALLOY® technology from TORAY. ML class which is suited to light weight of minnows or sinking pencil, H class to manipulate up to 200mm of diving pencil and jigs over 100g. The potentials which are hidden in blanks of these 7 models include 103L which is loaded sensitivity and power added for line up as a Light class concept to manipulate lures for seabass will enable you to cover various situations and field without losing initiative of anglers. Remarkable characteristics of these series are flexibility and sensitiveness of tip section to make lures swim more like real fish, and toughness of butt section to pull heavy fish up to surface while applying the good amount of pressure on fish. Which means that we have pursued basic performance as shore casting rod. Win some, lose some...it is depend on judgement you have made at crucial phase. This BlueSniper shore casting series has been designed as a rod which will support you to make a right decision to land memorial fish.

●About light class concept

Although “L” on the 103 as Light class concept, more power on butt section is loaded than 96ML. Light class concept stands for that have enough power on butt section as M class with lightness feeling when you manipulate even small lure. Blanks will absorb the impact while bending nicely so you can use fine line when you are required to cast small lure. 10kg of yellow tail will be under controlled with it.



New BlueSniper 103L PlugSpecial Light Class Concept



This is “Light class concept” model for capturing the situation that Blue runner feeding small bait. You can cast tiny diving pencil comfortably without unwanted wobble and manipulate it as you wished to easily. It bends well and nicely to reduce loading of line even if you fish with fine PE line while accumulating power to keep even 10kg of yellow tail under control from rocky shore.

Lure: **Jig ~40g / Plug 15~40g** Line: **MAX PE 2** DragMax: **4kg/45°**
Length: 3135mm(CL:1600mm) Weight: 240g Price:

Guide: SiC-S stainless frame K guide(Fuji) Section: 2pcs (Spigot Ferrule)
Reel Seat: DPS18 (Fuji) Suitable reel size D:3500~4000 / S:4000~6000

BlueSniper 96ML NANO Concept



This is medium light shore jigging rod to aim small sized of yellowtail, amberjack and cero. This would be suited jigs around 40g, minnow around 10cm~14cm from break water or surf. You can handle it like a seabass rod but huge butt power is hidden in blank itself to keep even mid-sized Blue Runner under control. You can manipulate not only metal jig or minnow but also sinking pencil bait or vibration to have an advantage on situations that you are faced out there.

Lure: **Jig ~60g / Plug ~40g** Line: **MAX PE 2** DragMax: **3kg/45°**
Length: 2935mm(CL:1500mm) Weight: 223g Price:

Guide: SiC-S stainless frame K guide(Fuji) Section: 2pcs (Spigot Ferrule)
Reel Seat: DPS18 (Fuji) Suitable reel size D:3000~3500 / S:4000~6000



BlueSniper 100M NANO Concept



This is the mid power model which have been loaded toughness and lightness to aim blue runner around 3kg from pier or surf. You can take advantage of its length to aim fish that feeding in the distance with high accuracy. If you are going to fish at field where current flows rapidly and fish have caught tide, you can still keep it under control with this 100M. Even you are in a severe situation you will be able to have an advantage on fighting with monster fish.

Lure: **Jig ~80g / Plug ~50g** Line: **MAX PE 3** DragMax: **4.5kg/45°**
Length: 3070mm(CL:1570mm) Weight: 245g Price:

Guide: SiC-S stainless frame K guide (Fuji) Section: 2pcs (Spigot Ferrule)
Reel Seat: DPS18 (Fuji) Suitable reel size D:4000 / S:6000~8000

BlueSniper 97MMH NANO Concept



BlueSniper 97MMH which is well tuned with flexible tip and powerful butt. It enable you to manipulate jig and plug at your will without failure thanks to its nice and flexible tip section. Especially when you use jig, it will reduce physical burden of angler thanks to its length. Yet 97MMH works well for Blue Runner around 3~5kg, you can fight against to even over 5kg without anxious because of its tough and tenacity butt section.

Lure: **Jig ~100g / Plug ~60g** Line: **MAX PE 4** DragMax: **6kg/45°**
Length: 2950mm(CL:1515mm) Weight: 296g Price:

Guide: SiC-S stainless frame K guide+SiC Ocean guide(Fuji) Section: 2pcs (Spigot Ferrule)
Reel Seat: DPS20 (Fuji) Suitable reel size D:4000~4500 / S:6000~8000

BlueSniper 100MH NANO Concept



This is the standard of New BlueSniper to aim Blue Runner around 4~5kg. If you fish with jig around 80~100g, plug around 60g we recommend you to choose this 100MH. Flexible tip section which have ability to manipulate lure sensitively and aggressively. Breathtaking butt power enable you to pull the monster fish up from bottom of the sea. This have been well balanced as all round model to cast and manipulate jig or plug at high level.

Lure: **Jig ~120g / Plug ~80g** Line: **MAX PE 4** DragMax: **6kg/45°**
Length: 3070mm(CL:1575mm) Weight: 307g Price:

Guide: SiC Ocean guide(Fuji) Section: 2pcs (Spigot Ferrule)
Reel Seat: DPS20 (Fuji) Suitable reel size D:4500 / S:6000~10000

BlueSniper 106H PlugSpecial NANO Concept



This is the specialized model to manipulate plugs without any failure. You can cast even big diving pencil bait sized around 200mm, and also you can manipulate jigs up to 130g without any stress. Even when you try to aim Blue Runner that over 10kg from rough field as such as rocky shore or else, this 106H PS is going to be a huge advantage thanks to sensitiveness and lifting power which is attributable to NANOALLOY® technology from TORAY.

Lure: **Jig ~130g / Plug ~100g** Line: **MAX PE 5** DragMax: **8kg/45°**
Length: 3215mm(CL:1650mm) Weight: 325g Price:

Guide: SiC Ocean guide(Fuji) Section: 2pcs (Put over Ferrule)
Reel Seat: DPS20 (Fuji) Suitable reel size D:5000~5500 / S:8000~14000

BlueSniper 910H NANO Concept



This is the model which is tuned power and length perfectly to manipulate jig as you wish while reducing burden of anglers. You can cast heavy jig around 150g easily and when you fish at field where you are required skill and technique as such as deep, rough and current runs rapidly, you will be able to land even yellow fin tuna from shore thanks to that potential hidden inside of blanks. This is the one for angler who fish with jig mainly or looking for specialized model for metal jigs.

Lure: **Jig ~150g / Plug ~120g** Line: **MAX PE 5** DragMax: **8kg/45°**
Length: 3030mm(CL:1550mm) Weight: 326g Price:

Guide: SiC Ocean guide(Fuji) Section: 2pcs (Spigot Ferrule)
Reel Seat: DPS20 (Fuji) Suitable reel size D:5000~5500 / S:8000~14000

BLUE SNIPER
Icons



Light Class
concept



Nano concept
Blanks applied
NANOALLOY



For plugs



Lure for seabass
is available



Metal jig



Pencil bait
Diving pencil
Sinking pencil



Popper



Minnow for
BlueRunner

Main is shown in Red・Substitute is shown in Blue

BlueSniper Shore-Casting

Road 3kg

→103L is shown in red

BlueSniper Shore-Casting / Bending Curve / Load 3kg

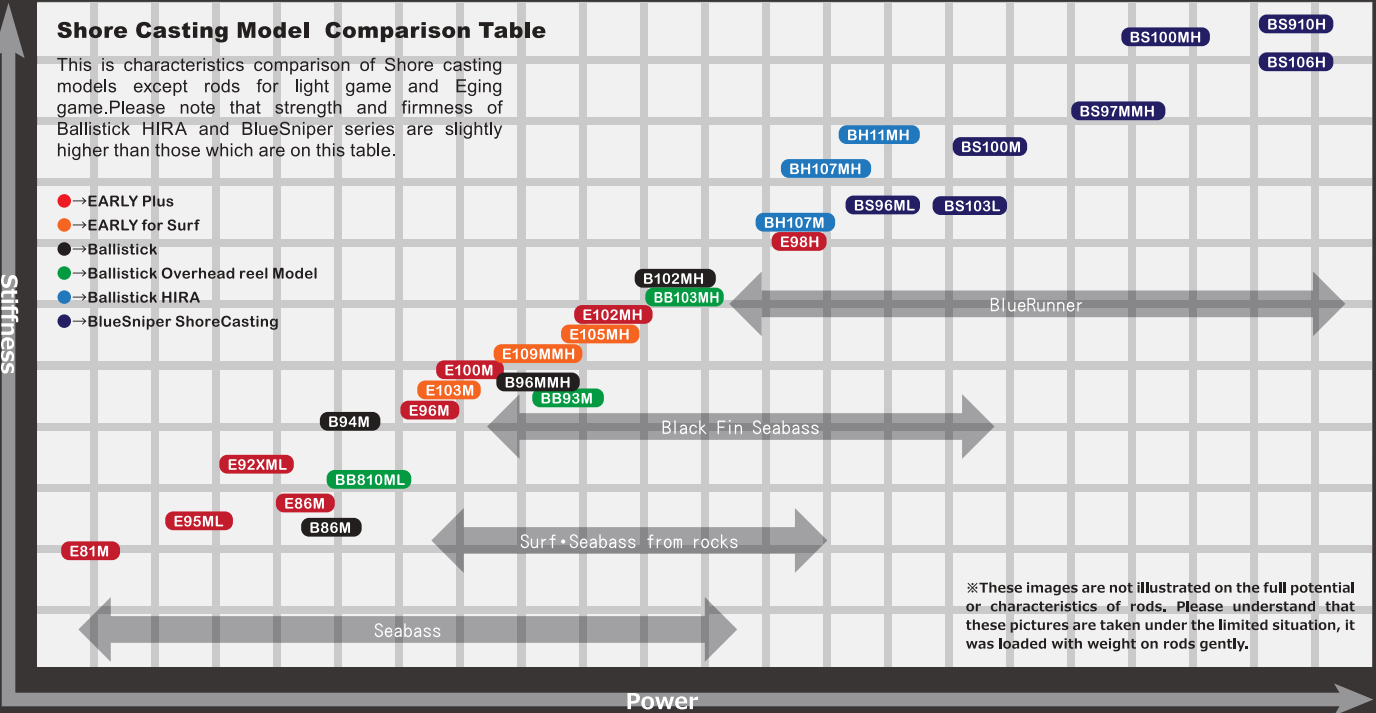
These are comparison images of BlueSniper shore casting series which are loaded 3kg weight on tip. Tip to belly section of BS103L have been designed to be very flexible for casting and manipulating small and light plug. It has little more power than 96ML on butt section and good to be used for aiming blue runner with small lure.

97MMH have been loaded same power as 100MH on butt section and more flexible tip section. Although 97MMH bend more than 100MH when applied 2kg load, you can see that almost same power employed on both of butt section when applied 3kg load. 100M have been designed to be slower action than others so whole blanks of 100M will be bent well even when small amount of load applied.

Almost same power have been loaded on butt section of 910H and 106H. 910H is suit to metal jig and if you use plugs mainly, 106H is recommended. 910H have been loaded more repulsive force than 106H to manipulate heavy weight of metal jig comfortably and land fish smoothly.

Load weight more and more, butt section of 106HPS bend more and huge power will be accumulated. Which means that it is easier to apply pressure on fish and physical burden of angler will be reduced with 106HPS.

※These images are not illustrated on the full potential or characteristics of rods. Please understand that these pictures are taken under the limited situation, it was loaded with weight on rods gently.



EARLY For Surf

EARLY / Surf Game Series / 3 Line up
Target / Flatfish • Seabass • Black fin seabass
• Small sized Blue-Runner



We have developed 3 types of new EARLY which are 103M, 105MH and 109MMH for fishing on sandy or rocky beach.

We have focused on ability of long distance cast, lightness to keep your concentration higher and strength to deliver heavy jig farther than you think.

Of course these are good to be used for flat fish with minnow, metal jig or jig head on surf, also suits to black fin seabass or blue runner from surf.

Additionally, these three will work for tougher situation such as light shore jigging to aim blue runner, black fin seabass from rocks.

Although these are perfect for surf fishing, you can fish on various situations and fields to aim many kind of target with these 3 kind of new face.

We believe that you will be able to hunt big one which might be hiding the spot where you could not reach.

EARLY 103M



If you wish to cast and manipulate various kind of lures as such as minnow 9cm class, sinking pencil minnow 40g, jig minnow or jig head, this EARLY 103M is going to be enable you to fish comfortably thanks to that excellent casting feel. As long as you have loaded power on blanks even small amount, you can get enough distance without losing energy and concentrations. This 103M can be handled by any level and type of anglers for sure.

Lure: 8~42g Line: PE 0.8~1.5
Length: 3150mm (CL:1610mm) Weight: 174g Price:
Guide: SiC-S stainless frame K guide (Fuji) Section: 2pcs (Put over Ferrule)
Reel seat: DPS18 (Fuji) Suitable reel size D: 3000~3500 / S: 4000~C5000

EARLY 109MMH



109MMH have been loaded specialized ability to deliver plugs much farther than you can imagine even if its small or big plugs. Flexible and sensitive tip section will be enable you to not only cast light lure easily but also sense slightly changes of current or situations of bottom sea even in night time. You can handle plug around 45g without any stress as same as 105MH, so please take this 109MMH to aim seabass or black fin seabass from rocky or sandy beach.

Lure: 8~50g Line: PE 1~2
Length: 3295mm (CL:1690mm) Weight: 195g Price:
Guide: SiC-S stainless frame K guide (Fuji) Section: 2pcs (Put over Ferrule)
Reel seat: DPS18 (Fuji) Suitable reel size D: 3000~4000 / S: 4000~C5000

EARLY 105MH



This 105MH have most powerful blanks of new 10ft series to deliver 50g of lure farther than ever you have reached. Especially the butt section of 105MH have been loaded huge power to launch heavy lure farther than your expectations and also to keep big target under control without losing initiative. High versatility employed to blanks for target as such as seabass, black fin seabass, or blue runner from rocky and sandy beach, rocks or piers.

Lure: 10~50g Line: PE 1~2
Length: 3180mm (CL:1630mm) Weight: 192g Price:
Guide: SiC-S stainless frame K guide (Fuji) Section: 2pcs (Put over Ferrule)
Reel seat: DPS18 (Fuji) Suitable reel size D: 3000~4000 / S: 4000~C5000



EARLY *plus*

EARLY Plus / Seabass Series/ 8 Line up
Target / Seabass・Flatfish・Hair-tail・Small sized Blue-Runner

EARLY Plus for Seabass game which have been highly regarded since it have been released because of that cost performance as fishing rod that is proudly made in Japan without any compromises. Every single Blank which is produced by YAMAGA Blanks is designed to pursue the lightness, the ability of casting and toughness as a reliable tool for fishing.

95ML and 92XML is basic model for seabass at river mouth, mudflats and port.

If you give the aggressive action to jig head or vibration for aiming not only seabass but also hairtail, 81M and 86M will be recommended.

96M,100M and 102MH have ability to get distance for the fishing on sandy beach or rocky shore.

98H is most powerful model in this series to cover not only lanker seabass but also blue runner from rocky shore.

The characteristic of EARLY Plus is blanks which have been applied sharpness and tenaciousness. Butt power of all models in this series are little more powerful than usual to adjust various situation of shore casting game which diversify day by day.

EARLY Plus 95ML



Early+ 95ML is the best model to explore the huge area like mudflats, river mouth or surf. To search the pin spot of changes of landscape or explore the sea current widely, this is the perfect rod for search game in an open area. Although this is ML class rod, it has been loaded with enough power on the butt section to make large size class sea bass under control, which means, it is strong enough to fight a big fish from rocks or surf.

Lure: 7~28g Line: PE 0.8~1.5
Length: 2855mm(CL:1465mm) Weight: 147g Price:

Guide: SiC-S stainless frame K guide(Fuji) Section:2pcs (Put over Ferrule)
Reel seat: VSS16/BACK STOP Double Nut(Fuji) Suitable reel size D:2500~3000 / S:C3000~4000

EARLY Plus 92XML



Early+ 92XML have blanks which has been combined with sensitiveness and high resilience tip with persistence and tough butt section. This has been loaded more power than 95ML in order to aim the large size sea bass at the field where the current is running rapidly like large river, river mouth or straits. The large sea bass and many other big ones has been caught with this 92XML. This could be called a ranker hunter.

Lure: 7~32g Line: PE 0.8~2
Length: 2780mm(CL:1425mm) Weight: 147g Price:

Guide: SiC-S stainless frame K guide(Fuji) Section:2pcs (Put over Ferrule)
Reel seat: VSS16/BACK STOP Double Nut(Fuji) Suitable reel size D:2500~3000 / S:C3000~4000

EARLY Plus 81M



This has been tuned as special model not only for Seabass but also for Hair-tail from shore. We have designed this well balanced model to keep jig head under control and jerking with a steady rhythm. Tip and belly section which have gotten flexibility and high sensitivity will help you to manipulate minnow around 12~14 cm when you aim at trophy size of Seabass.

Lure: 6~32g Line: PE 0.8~1.5
Length: 2475mm(CL:1275mm) Weight: 130g Price:

Guide: SiC-S stainless frame K guide(Fuji) Section:2pcs (Put over Ferrule)
Reel seat: VSS16/BACK STOP Double Nut Suitable reel size D:2500 / S:2500~C3000

EARLY Plus 86M



This is the one that enable angler to manipulate vibration without any stress and to feel good response when you are jerking minnow hard. We have designed this model to manipulate lures which you can sense the feeling of resistance of water when you retrieve it without any stress. Of course it have been loaded high sensitivity to sense the feeling of small contact while you are manipulating lure.

Lure: 6~32g Line: PE 0.8~1.5
Length: 2580mm(CL:1325mm) Weight: 142g Price:

Guide: SiC-S stainless frame K guide(Fuji) Section:2pcs (Put over Ferrule)
Reel seat: VSS16/BACK STOP Double Nut Suitable reel size D:2500 / S:C3000

EARLY Plus 96M



This has been designed to be fished on surf or mouth of large river and it have been loaded enough power and speed on blanks to cast heavy lures such as metal vibration or heavy jig head in against wind. We think that you will be able to feel it has not only enough toughness on butt section to keep fish under control even in backwash. And you will be able to do light jigging from shore using metal jig which is up to 35g with it.

Lure: 7~35g Line: PE 0.8~2
Length: 2895mm(CL:1485mm) Weight: 170g Price:

Guide: SiC-S stainless frame K guide(Fuji) Section:2pcs (Put over Ferrule)
Reel seat: VSS17/BACK STOP Double Nut Suitable reel size D:3000 / S:3000~4000

EARLY Plus 100M



Early+ 100M is the best to be used at the field where long distance casting is required like rocks, dikes, surf or large rivers. Although it has gotten enough power on the blanks to cast minnow over 14cm or like heavy vibration, it has also got high level of sensitivity. Although it have length, you will not feel that it have 10ft length.

Lure: 10~35g Line: PE 1~2.5
Length: 3055mm(CL:1570mm) Weight: 187g Price:

Guide: SiC-S stainless frame K guide(Fuji) Section:2pcs (Put over Ferrule)
Reel seat: DPS18/BACK STOP Double Nut Suitable reel size D:3000 / S:3000~4000

EARLY Plus 102MH



This is a long length rod for not only large sized sea bass but also for black fin sea bass or small sized blue runner. 102MH has been designed for the game where you may require to cast large plugs long distance or light shore jigging game that you can manipulate jigs around 50g rhythmically. This is the powerful model with tough butt section which will enable anglers to stop the large sizes on the last-ditch effort.

Lure: 12~50g Line: PE 1.2~3
Length: 3100mm(CL:1585mm) Weight: 213g Price:

Guide: SiC-S stainless frame K guide(Fuji) Section:2pcs (Put over Ferrule)
Reel seat: DPS18/BACK STOP Double Nut Suitable reel size D:3000~3500 / S:4000

EARLY Plus 98H



Early+ 98H will be able to cover the situations where you use big bait, metal jig or large lures like top plug for bluerunner. This is the most powerful model of Early+ series that enables anglers to pull out large sized sea bass from wave dissipating block, to fight against Blue runner around 5kg. Although it has gotten the power like once you fish with it you will feel the lightness and sharpness of it.

Lure: 18~60g Line: PE 1.5~3
Length: 2935mm(CL:1505mm) Weight: 224g Price:

Guide: SiC-S stainless frame K guide(Fuji) Section:2pcs (Put over Ferrule)
Reel seat: DPS18/BACK STOP Double Nut Suitable reel size D:3500~4000 / S:4000~5000

EARLY Icons



Main is shown in Red・Substitute is shown in Blue

Differences between EARLY for SURF and EALY Plus

EARLY for SURF have been added in 2018 with new techniques of designing to be specialized for distance casting. Although EARLY Plus have been designed for seabass game, there are some models for the game on sandy beach. If you need more distance with sharper casting feel, please go for EARLY for SURF.



Ballistick

Ballistick

Target/ Seabass・Flatfish・Black fin Seabass / 10 Line up

Ballistick series are flag ship model of shore casting series.
4 models for spinning as basic seires, 3 models for overhead reel, and 3 models for black fin seabass are lined up.
All of these 10 models have been applied NANOALLOY technology to provide you sharpness on casting and toughness on fighting.
Basic models of spinning series will cover river game to surf game.

Spinning model 4 Line up

Ballistick 86M TZ/NANO



This is the medium class rod which have been loaded versatility to use lure from minnow sized 9~14cm to heavy vibration without any stress when you are wading. If you do not want to lose initiative when you have hooked huge seabass up while you are wading in the river, it will work for you because of powerful butt section with NANOALLOY® technology.

Lure: 6~32g Line: PE 0.8~1.5
Length: 2605mm(CL:1330mm) Weight: 122g Price:
Guide: TZ Titanium frame K Guide+Top Guide : Flange Ring Guide(Fuji) Section: 2pcs (Spigot Ferrule)
Reel Seat: VSS16(Fuji) Suitable reel size D:2500~3000 / S:C3000~4000

Ballistick 94M TZ/NANO



This is the multi-purpose seabass rod to cover various situation with minnow, sinking pencil or vibration lures. You will be able to sense changes of current or tiny contact of seabass thanks to sharpness and sensitiveness of blank itself. Of course it have been gotten enough power to land fish at your own will.This is the one that will cover from river mouth, mudflat and sandy beach.

Lure: 6~35g Line: PE 0.8~1.5
Length: 2850mm(CL:1455mm) Weight: 143g Price:
Guide: TZ Titanium frame K Guide+Top Guide : Flange Ring Guide(Fuji) Section: 2pcs (Spigot Ferrule)
Reel Seat: VSS16(Fuji) Suitable reel size D:2500~3000 / S:C3000~4000

Ballistick 96MMH TZ/NANO



If you wish to cast heavy lure as such as minnow size around 14cm, metal jig, sinking pencil or heavy vibration further, we recommend you to choose 96MMH. We promise that you will be able to cast heavy lure a great distance on surf or rocks even in headwind. 96MMH will help you to maintain your concentration because you will hardly get tired thanks to lightness and handleability of it.

Lure: 8~38g Line: PE 1~2
Length: 2910mm(CL:1485mm) Weight: 151g Price:
Guide: TZ Titanium frame K Guide+Top Guide : Flange Ring Guide(Fuji) Section: 2pcs (Spigot Ferrule)
Reel Seat: VSS17(Fuji) Suitable reel size D:3000 / S:3000~4000

Ballistick 102MH TZ/NANO



When you aim huge seabass on surf or rocks, 102MH will be your reliable partner for sure. It is powerful enough to aim huge Seabass over a meter or even Black-Fin Seabass and small sized Blue-Runner on rocks. We recommend you to take 102MH if you are going to aim large flatfish on surf thanks to potential of power, sharpness, and ability of casting.

Lure: 8~42g Line: PE 1~2
Length: 3110mm(CL:1590mm) Weight: 177g Price:
Guide: TZ Titanium frame K Guide+Top Guide : Flange Ring Guide(Fuji) Section: 2pcs (Spigot Ferrule)
Reel Seat: VSS17(Fuji) Suitable reel size D:3000~3500 / S:4000

Bait model 3 Line up

Ballistick 810ML RC NANO Overhead reel Model



This is special tuned model to pursue accuracy of cast when you fish at upper or mid of the river. Moderate Modulus of these blanks will help anglers to cast lure with minimum motion and deliver it to underneath of over hung at your own will with higher accuracy.It is well designed to let anglers manipulate lure in a current river without any stress, and well balanced power which is accumulated inside of the blank will help anglers to pull the big one out from even rapid current.

Lure: 7~32g Line: PE 0.8~1.5
Length: 2695mm(CL:1375mm) Weight: 134g Price:
Guide: SiC-S Titanium flame K Guide(Fuji) Section: 2pcs (Spigot Ferrule)
Reel Seat: ACS16(Fuji)

Ballistick 93M NANO Overhead reel Model



This is the long distance shooter which will cover seabass game with plugs at river mouth or port and also light jigging game from surf. Blanks of 93M have been designed to let anglers manipulate and cast many kind of lures such as vibration, sinking pencil, metal jig, and large sized minnow without any stress.

Lure: 8~42g Line: PE 1~2
Length: 2830mm(CL:1445mm) Weight: 159g Price:
Guide: SiC-S Titanium flame K Guide(Fuji) Section: 2pcs (Spigot Ferrule)
Reel Seat: ACS17(Fuji)

Ballistick 103MH NANO Overhead reel Model



This is over head model with massive power to fish from rocky shore. For example you are required to cast against head wind, on the fight at rocky beach or else, You will be surprised that accuracy cast, quickness to make first action, power of lifting and dexterity performance of this 103MH/NANO is as a versatile overhead tackle. Of course, this is recommended to anglers who are aiming at giant flat fish from surf while using jig, vibration or plastic warm effectively.

Lure: 10~45g Line: PE 1.5~2.5
Length: 3135mm(CL:1600mm) Weight: 191g Price:
Guide: SiC-S Titanium flame K Guide(Fuji) Section: 2pcs (Spigot Ferrule)
Reel Seat: ACS17(Fuji)

HIRASUZUKI model 3 Line up

Ballistick HIRA 107M TZ/NANO



This technical rod let you land huge fish very smoothly without losing initiative and you will be able to get less chance of hook off thanks to flexibility of blanks themselves. Flexibility of blanks employed NANOALLOY® technology will apply good pressure to fish continuously. More flexibility than MH class is loaded to blank of tip to belly section without losing sharpness when you cast. It have been adjusted to use light line, cast and manipulate lure comfortably.

Lure: 7~40g Line: MAX PE 1.5
Length: 3230mm(CL:1650mm) Weight: 196g Price:
Guide: TZ Titanium frame K Guide+Top Guide : Flange Ring Guide(Fuji) Section: 2pcs (Spigot Ferrule)
Reel Seat: DPS18/BACK STOP Dubble nut(Fuji) Suitable reel size D:3000~3500 / S:4000

Ballistick HIRA 107MH TZ/NANO



This is one of the perfect rod for Black-Fin Seabass to cover various situation and field to aim it. You will be able to cast and manipulate, not only minnow Black-Fin Seabass but also any kind of lures as such as small sized sinking pencil, vibration or jig head even in headwind. Although this is the MH class rod, it has loaded enough power to fight and keep large sized Black-Fin Seabass under control.

Lure: 7~45g Line: MAX PE 2
Length: 3230mm(CL:1650mm) Weight: 198g Price:
Guide: TZ Titanium frame K Guide+Top Guide : Flange Ring Guide(Fuji) Section: 2pcs (Spigot Ferrule)
Reel Seat: DPS18/BACK STOP Dubble nut(Fuji) Suitable reel size D:3000~3500 / S:4000

Ballistick HIRA 11MH TZ/NANO



Although this 11MH have been designed for Black-Fin Seabass, it is tough enough to keep Blue Runner up to 5kg under control. Of course, you will be able to manipulate plug delicately and once you hooked even huge one at tough field, you will never lose initiative for sure. If you are an angler who fish in tough situations and wish to land fish smoothly without any stress, we recommend you to take 11MH which will be huge advantage for you.

Lure: 8~50g Line: MAX PE 2.5
Length: 3360mm(CL:1720mm) Weight: 228g Price:
Guide: TZ Titanium frame K Guide+Top Guide : Flange Ring Guide(Fuji) Section: 2pcs (Spigot Ferrule)
Reel Seat: DPS18/BACK STOP Dubble nut(Fuji) Suitable reel size D:3500~4000 / S:4000~6000

Ballistick Icons



Cherry salmon



Blue Runner



Flat Fish



Seabass



Black Fin Seabass



Large Seabass



Port Dikes



Rivers upper mid



Rocks

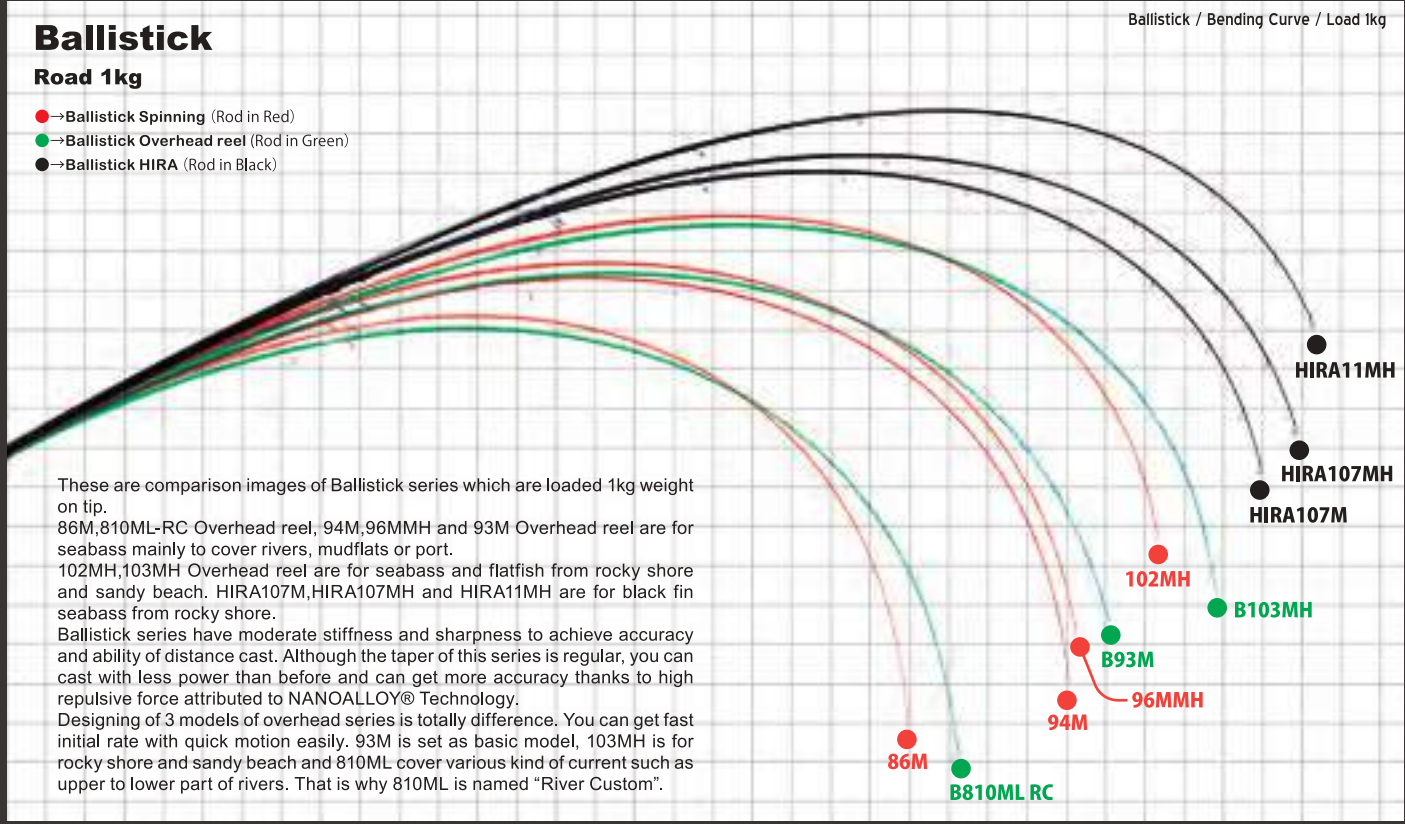
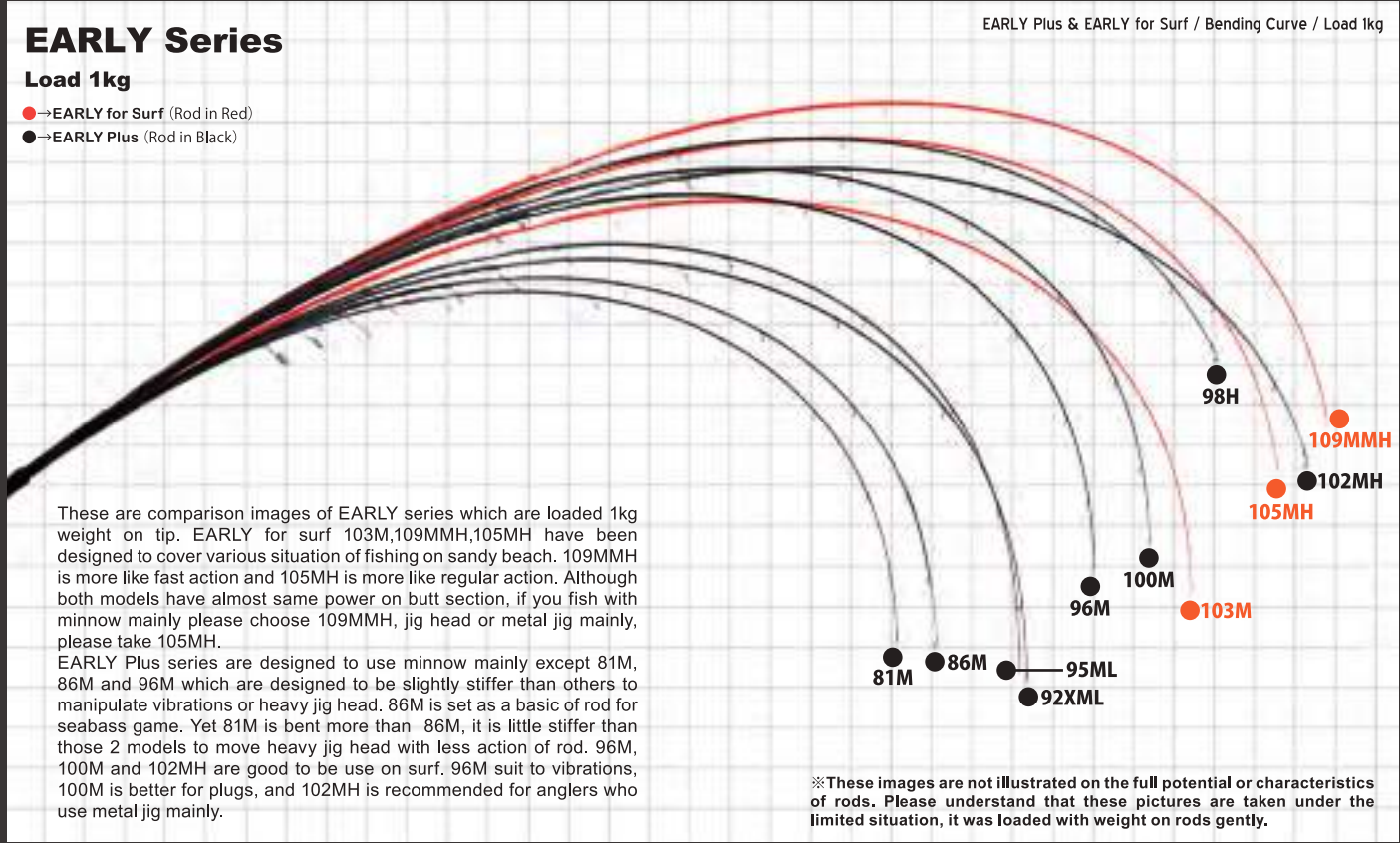


River mouth Mudflat



Surf

Main is shown in Red・Substitute is shown in Blue



Extras

Lupus
Baronknight
Triceptor
TAKO KING

This is kind of digression, TAKO-KING for octopus fishing is kind of oldie in history of YAMAGA Blanks. Although it have been experienced renewal already three times for far, the main concept have never been changed yet. TAKO-KING have been lined up on our products series since our very begging.

So we have kind of attachment to it. Besides we have Lupus, BaronKnight and Triceptor which are very unique and also, we have attachment to it as well as TAKO-KING.

The reason why so is those are kind of distinct on designing and took long periods of time to develop. Although we know that these categories are not main stream in market of fishing rod, we believe that these have lots of meanings to history of YAMAGA Blanks.

Of course, we have pursued high performance on blanks, we have added some spices to make anglers who is going to fish with them happy.

We will be satisfied if the anglers who fish with rod in this category is going to have lots of fun while feeling how is the rod from YAMAGA Blanks like.

This must be blissful pleasure as craftsman.




Lupus

Lupus / Trout Model / 6 Line up


Lupus series have been developed to cover trout fishing on small creek or even on main stream of large river. You will never lose your concentration while you are casting and manipulating lure with Lupus series. Mountain stream models for creeks and main stream models for trophy rainbow or cherry salmon on large rivers.


※ The original wood seat is equiped for all of Lupus series


Lupus 51 Mountain Stream Model



Grip a.155mm b.270mm


TROUT

Mountain

Char


YAMAME

Rainbow trout


SAKURA

Cherry salmon

Amago salmon

Mountain

Mountain Stream

STREAM

Main Stream Mid Stream


Main is shown in Red Substitute is shown in Blue

Lure: 1~7g Line: 2~6lb Class


Length: 1575mm(CL:850mm) Weight: 78g Price:


Guide:TZ Titanium frame K Guide+Top Guide:Flange Ring Guide(Fuji) Section:2pcs (Spigot Ferrule)

Lupus 61 Mountain Stream Model



Grip a.200mm b.315mm

TROUT


Mountain

Lure: 2~10g Line: 3~8lb Class


Length: 1855mm(CL:960mm) Weight: 85g Price:


Guide:TZ Titanium frame K Guide+Top Guide:Flange Ring Guide(Fuji) Section:2pcs (Spigot Ferrule)


Lupus 71 Mountain Stream Model




Grip a.235mm b.355mm

TROUT

Mountain

SAKURA

STREAM

Lure: 3~12g Line: 4~10lb Class

Length: 2170mm(CL:1110mm) Weight: 96g Price:

Guide:TZ Titanium frame K Guide+Top Guide:Flange Ring Guide(Fuji) Section:2pcs (Spigot Ferrule)

Lupus 77 Main Stream Model



Grip a.325mm b.420mm

SAKURA

STREAM

TROUT

Mountain

Lure: 4~25g Line: 6~20lb Class

Length: 2315mm(CL:1175mm) Weight: 126g Price:

Guide:TZ Titanium frame K Guide+Top Guide:Flange Ring Guide(Fuji) Section:2pcs (Spigot Ferrule)

Lupus 81 Main Stream Model



Grip a.330mm b.425mm

SAKURA

STREAM

Lure: 5~28g Line: 8~20lb Class

Length: 2470mm(CL:1270mm) Weight: 129g Price:

Guide:TZ Titanium frame K Guide+Top Guide:Flange Ring Guide(Fuji) Section:2pcs (Spigot Ferrule)

Lupus 86M Monster Cherry Main Stream Model



Grip a.350mm b.445mm

SAKURA

STREAM

Lure: 8~30g Line: 10~24lb Class

Length: 2610mm(CL:1340mm) Weight: 140g Price:

Guide:TZ Titanium frame K Guide+Top Guide:Flange Ring Guide(Fuji) Section:2pcs (Spigot Ferrule)



Baronknight

CATFISH & SNAKEHEAD

BaronKnight / CatFish&SnakeHead Model / 4 Line up

BaronKnight series are for Catfish and Snakehead that the target you can aim casually. We present you BaronKnight CF for Catfish and BaronKnight SH for Snakehead. These overhead models have comfortably feeling when you cast and huge power on butt section. BaronKnight have unique characteristics in our overhead category which have been composed with mid-modulus carbon to balance toughness and lightness.

High versatility which is hidden in those blanks make anglers to aim seabass or black sea bream with plug without any anxious. BaronKnight SH series have been pursued lightness of blanks themselves, ability of distance cast and high manipulate ability of lure.

You can adjust various kind of field and situation while maintaining line slack easily to let Snake head bite your lure without doubt.



BaronKnight Icons

CAT Catfish


SNAKE Snakehead

CHINU Black sea bream


SEABASS Seabass


Main is shown in Red・Substitute is shown in Blue


BaronKnight CF66 Cat Fish Model



Grip a.345mm b.430mm

CAT

CHINU


SEABASS

Lure: ~28g Line: PE 3~6 / NY ~20lb


Length: 1986mm(CL:1624mm) Weight: 148g Price:


Guide: SiC-S stainless frame K guide Section: 2pcs (Grip Joint) Reel Seat: TCS17(Fuji)


BaronKnight CF71 Cat Fish Model



Grip a.345mm b.430mm

CAT

CHINU


SEABASS

Lure: ~35g Line: PE 3~6 / NY ~25lb


Length: 2165mm(CL:1800mm) Weight: 160g Price:

Guide: SiC-S stainless frame K guide Section: 2pcs (Grip Joint) Reel Seat: TCS17(Fuji)

BaronKnight SH72 Snake Head Model



Grip a.360mm b.520mm


SNAKE

Lure: MAX 28g Line: MAX PE 6 DragMax: 6kg/45°


Length: 2220mm(CL:1750mm) Weight: 203g Price:

Guide: SiC-S Titanium flame K Guide Section: 2pcs (Grip Joint) Reel Seat: T-DPS20(Fuji)

BaronKnight SH78 Snake Head Model



Grip a.360mm b.520mm

SNAKE

Lure: MAX 32g Line: MAX PE 8 DragMax: 7kg/45°

Length: 2340mm(CL:1890mm) Weight: 211g Price:

Guide: SiC-S Titanium flame K Guide Section: 2pcs (Grip Joint) Reel Seat: T-DPS20(Fuji)

SH78 have been extended to the length of SH72, while the progressing ability of long cast, keeps flexibility on the blank to pursue usability of lure. This is one of the best rod to cast long distance and lure spooky snakehead with delicate action with sensitive tip section at long range. Although SH78 have been loaded with more powerful butt section, than SH72 to enable you to pull out big ones that's up to 80cm from the water. On the whole rod, SH78 is a little softer than SH72.



Triceptor

Triceptor / 3pcs-PackRod Series / 4 Line up
Target / Predator・Seabass・Rockfish・Small sized trevally

Triceptor 65ML

Spinning Model



Overhead Model



This 65ML 3pcs pack rod have been designed to let you cast small sized lure without any stress. Thanks to flexibility on tip and belly section, it is easy to make various kind of action such as combinations of jerking and twitching. Almost same power as 68M have been loaded on butt section, so you do not have to worry about unexpected huge fish. Although this is expedition rod for monster fish such as Barramundi, Toman or peacock bass, suits to seabass game off the boat, rockfish game or light game off the rocky shore.

Lure: **MAX 28g** Line: **MAX 20lb**
Length: 1975mm(CL:695mm) Weight: Spinning 109g / Overhead 125g
Price:
Guide : SiC-S Stainlee flame K guide(Fuji) Joint : 3pcs (Spigot ferrule)
Spinning / Reel seat : VSS17(Fuji) Suitable reel size D:2500~3000 / S:3000
Overhead / Reel seat : PTS17(Fuji) Suitable reel size D:1000~2000 / S:200

Triceptor 68M

Spinning Model



Overhead Model



This is the one for expedition to aim monstrous fish such as Barramundi or Toman. If you are involved in long drawn-out battle with monstrous fish, you will not lose your initiative at all. Compared to 65ML, 68M have been designed to be little stiffer and sharper so you can get more accuracy and keep more concentration when you have to choose large and heavy lure. This 68M enable you to manipulate various kind of lures to aim not only target in fresh water but also target in salt water such as small trevally or dolphin fish.

Lure: **MAX 35g** Line: **MAX 25lb**
Length: 2035mm(CL:715mm) Weight: Spinning 127g / Overhead 131g
Price:
Guide : SiC-S Stainless flame K guide (Fuji) Joint : 3pcs (Spigot ferrule)
Spinning / Reel seat : VSS17(Fuji) Suitable reel size D:3000 / S:4000
Overhead / Reel seat : PTS17(Fuji) Suitable reel size D:1000~2000 / S:200



TAKO KING

TAKO KING / Octpus Game Model

TAKO KING 79



This have been loaded enough power to pull octopus over 1kg out aggressively and strength on tip section to manipulate lure heavier than 75g at your own will. This is not just stiff stick of course, but this is the rod which enable anglers to cast lure weight 75g comfortably. This will be good for searching octopus with falling lure vertically on wharf of port at night or explore widely with long casting at field where scree on the bottom.

Lure: **MAX #50 (190g)** Line: **MAX PE 10**
Length: 2370mm(CL:1830mm) Weight: 295g Price:
Guide : SiC Ocean guide (Fuji) Joint : 2pcs (Grip joint)
Reel seat : T-DPS20(Fuji) Suitable reel size D:10~30 / S:300~400

Triceptor TAKO KING Icons Expedition Carry-on luggage 3PCS Multi PCS rod SEABASS Seabass CHINU Black Sea Bream ROCK Rockfish SNAKE Snakehead TAKO Octopus GANA Lure for octopus BOAT Boat fishing

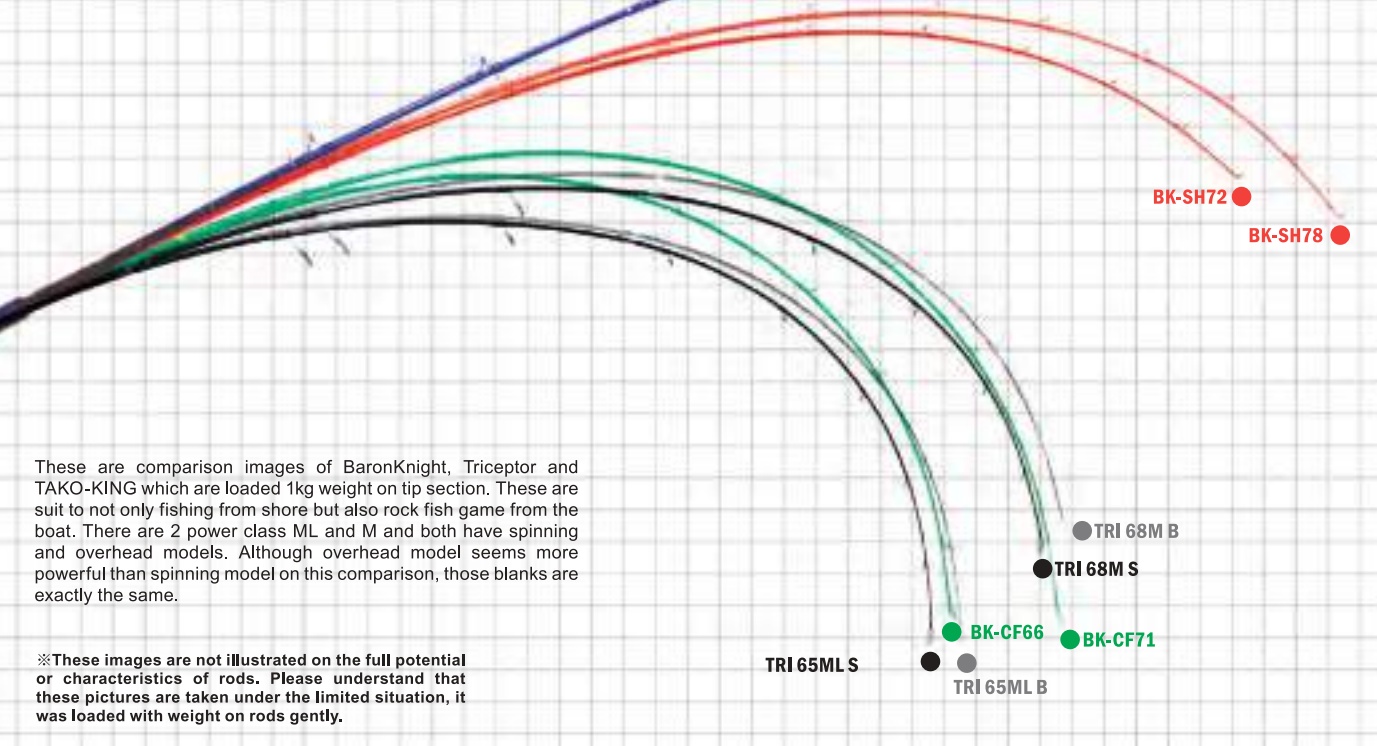
Main is shown in Red・Substitute is shown in Blue

BaronKnight & Triceptor & TAKO KING / Bending Curve / Load 1kg

BaronKnight & Triceptor & TAKO KING

Load 1kg

- BaronKnight CF (Rod in Green)
- BaronKnight SH (Rod in Red)
- Triceptor Spinning (Rod in Black)
- Triceptor Bait (Rod in Gray)
- TAKO KING (Rod in Blue)



These are comparison images of BaronKnight, Triceptor and TAKO-KING which are loaded 1kg weight on tip section. These are suit to not only fishing from shore but also rock fish game from the boat. There are 2 power class ML and M and both have spinning and overhead models. Although overhead model seems more powerful than spinning model on this comparison, those blanks are exactly the same.

※These images are not illustrated on the full potential or characteristics of rods. Please understand that these pictures are taken under the limited situation, it was loaded with weight on rods gently.



Lupus 51



Lupus 86M



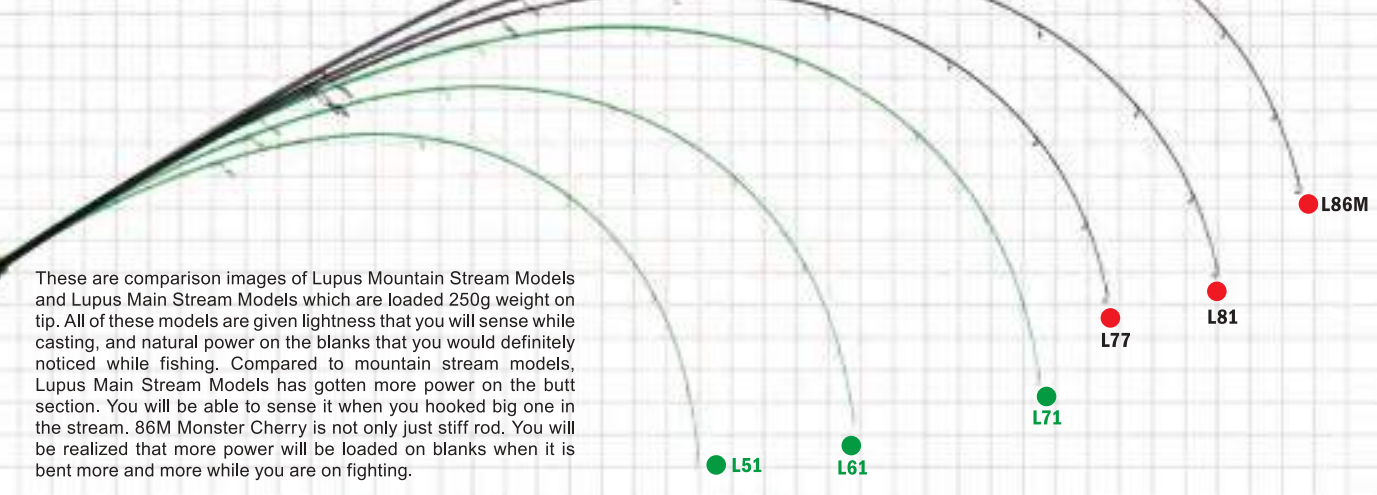
Triceptor 68M S

Lupus / Bending Curve / Load 250g

Lupus

Load 250g

- Lupus Mountain Stream Model (Rod in Green)
- Lupus Main Stream Model (Rod in Black)



These are comparison images of Lupus Mountain Stream Models and Lupus Main Stream Models which are loaded 250g weight on tip. All of these models are given lightness that you will sense while casting, and natural power on the blanks that you would definitely noticed while fishing. Compared to mountain stream models, Lupus Main Stream Models has gotten more power on the butt section. You will be able to sense it when you hooked big one in the stream. 86M Monster Cherry is not only just stiff rod. You will be realized that more power will be loaded on blanks when it is bent more and more while you are on fighting.

YAMAGA Blanks
FLY Rod Series
now on developing

ENNE

縁 Fate
豊 Fascination
塩 Salt

LINN

凛 Dignified
倫 Ethic
鱗 Scales

ZINN

仁 Virtue
刃 Blade
韌 Toughness

ENNE

for Salt Water

8'11" 8WT
8'11" 9WT
8'11" 10WT
8'11" 12WT

LINN

for Stream of Japan

8'1" 3WT
8'1" 4WT
7'7" 3WT(on developing)
7'7" 4WT(on developing)

ZINN

for Trouts

8'11" 5WT
8'11" 4WT(on developing)
8'11" 6WT(on developing)

and more...



YAMAGA Blanks FLY Fishing
ENNE LINN ZINN

Fly fishing project which have been started couple years a go is still on processing to move forward. Although "ENNE" for salt water have been introduced on catalog last year, we decided to refine plans of developing.

In addition to project "ENNE", now we have started project "LINN" for stream of Japan and project "ZINN" for western trout to sort up Fly fishing series of YAMAGA Blanks.

At the very beginning, Fly fishing project have been started to build sticks for salt water which is light, durable and powerful while taking advantage of techniques and experiences of designing accumulated as spinning rod maker

In developing "ENNE" series, we have thought that our know-how as craftman which have been accumulated for long time must be taken advantage maximally if we develop sticks for light line. We have been building sticks for GT or horse mackerel based on same motto.

Lightness, toughness, flexibility, durability, reliability and comfortability. Those are what we have been pursuing since the very beginning of YAMAGA Blanks.

We believe that same applies to fly rod. So, we have decided to develop fly rod for freshwater from 3wt and for salt water up to 12wt to step into the category of fly fishing. Produce fly rod while taking full advantage of skills and experiences. This is what we are always pursuing to.

lightness that you feel when casting, enough butt power to keep unexpected huge fish under control...

Fly rod also need those elements as spinning rod does.

We of course understand that fly fishing has long period of history and that is why so we are taking such a long time and struggling to develop sticks. We know that it is not easy.

But also, we believe that this Fly fishing project worth trying to as craftman. We will update the progress of this project so please stay tuned with us.





Jigging

Galahad

Galahad 電
For Electric Reel

Galahad
TRAVEX

Galahad slow

SeaWalk

In the history of salt water lure game, jigging game have been always continued innovations and evolutions.

In recent years, performance of jigging rod which anglers are requiring become diversified.

The main stream was used to be high pitch jerking, now method of jigging have been changed to slow pitch jigging, low-response jigging, high pitch jigging with electric reel.

Of course, from the view of method, tairubber have same character as jigging and even lighter tackles can be used for method called super light jigging. The best part of jigging has never been changed even though style or method have been developed. It is aggregated as a unique game element which you have to fish while imagining under water world that you cannot see.

Although you have knowledges of method or style for jigging, you never be able to see how your jig moves in the water by your own eyes. After all most important things is that you have to adjust the movement of jig in between that you imagine and that actual one. The anglers who could do that adjustment will move to next step of jigging scene.

If imagination of anglers is rich and varied, you might be able to fish while closing your eyes. So the key of jigging scene is information which rod transmit to your arm and that is exactly depend on quality and potential of factory and craftsman.



Galahad

Galahad / Jigging 1pc Series / 12 Line up
Spinning & Overhead reel Model・Electrically Powered Reel Series

Galahad from YAMAGABlanks which has been designed as 1 pc model to taking advantage of bending curve and replusive force as a joitless stick are line up for jigging game.
622S,633S and 634S have been loaded flexible tip section to let jig swim naturally and moderate repulsive force on belly and butt section to let jig move rhythmically.

585S and 526S high elasticity to let jig move speedy and aggressively when you jerk vertically.

We have succeeded to load high sensitivity to sense small vital information, ease of manipulation to reduce physical burden and high speed of response to transfer your input power. You can jerk both short and long strokes as you wish easily. 3 models for electric reel which are enhanced durability and tenacity against continuous jerking action. Galahad series have been developed well to cover various situation and method.

Spinning model 5 Line up

Galahad 632S Spinning Model

Grip a.485mm b.610mm

Lure: **Jig MAX 140g** Line: **MAX PE 2** DragMax: **3kg**
Length: 1915mm Weight: 169g Price:
Guide: SiC-S stainless frame K guide(Fuji) Section: 1pc
Reel Seat: DPS18(Fuji) Suitable reel size D:3500~4000 / S:5000~6000

Galahad 633S Spinning Model

Grip a.485mm b.610mm

Lure: **Jig MAX 180g** Line: **MAX PE 3** DragMax: **4kg**
Length: 1915mm Weight: 178g Price:
Guide: SiC-S stainless frame K guide(Fuji) Section: 1pc
Reel Seat: DPS18(Fuji) Suitable reel size D:3500~4000 / S:5000~6000

Galahad 634S Spinning Model

Grip a.485mm b.640mm

Lure: **Jig MAX 220g** Line: **MAX PE 4** DragMax: **6kg**
Length: 1915mm Weight: 196g Price:
Guide: SiC-S stainless frame K guide(Fuji) Section: 1pc
Reel Seat: DPS18(Fuji) Suitable reel size D:4000~4500 / S:6000~8000

Galahad 585S Spinning Model

Grip a.495mm b.670mm

Lure: **Jig MAX 280g** Line: **MAX PE 5** DragMax: **8kg**
Length: 1745mm Weight: 212g Price:
Guide: SiC-S stainless frame K guide(Fuji) Section: 1pc
Reel Seat: DPS18(Fuji) Suitable reel size D:4500~5000 / S:8000~10000

Galahad 526S Spinning Model


Grip a.490mm b.670mm

Lure: **Jig MAX 350g** Line: **MAX PE 6** DragMax: **12kg**
Length: 1585mm Weight: 304g Price:
Guide: SiC Ocean Guide(Fuji) Section: 1pc
Reel Seat: DPS20(Fuji) Suitable reel size D:5000~6500 / S:10000~20000

If you wish to aim great amberjack, large dogtooth tuna around 200m depth of water or huge kingfish feeding on the fish bed, this 526S which is specialized for high pitch jerk will be perfect choice. You can transfer your loading to metal jig with small motion easily thanks to the high modulus design of blank. So, you can jerk very quickly as you wish to even in quite deep water. Although it has toughness and durability to keep unexpected big target under control on butt section, it bends much smoother than you expected.


Overhead reel Model 4 Line up

Galahad 622B Overhead reel Model




Grip a.435mm b.590mm

Lure: **Jig MAX 150g** Line: **MAX PE 2** DragMax: **3kg**
Length: 1890mm Weight: 187g Price:
Guide: SiC-S stainless frame K guide(Fuji) Section: 1pc
Reel Seat: PLS18(Fuji) Suitable reel size D:10~15 / S:1000~1500




Galahad 623B Overhead reel Model




Grip a.435mm b.590mm

Lure: **Jig MAX 200g** Line: **MAX PE 3** DragMax: **4kg**
Length: 1890mm Weight: 188g Price:
Guide: SiC-S stainless frame K guide(Fuji) Section: 1pc
Reel Seat: PLS18(Fuji) Suitable reel size D:15~20 / S:1000~2000




Galahad 624B Overhead reel Model




Grip a.435mm b.590mm

Lure: **Jig MAX 250g** Line: **MAX PE 4** DragMax: **6kg**
Length: 1890mm Weight: 191g Price:
Guide: SiC-S stainless frame K guide(Fuji) Section: 1pc
Reel Seat: PLS18(Fuji) Suitable reel size D:30~35 / S:2000




Galahad 526B Overhead reel Model



Grip a.455mm b.700mm

Lure: **Jig MAX 350g** Line: **MAX PE 6** DragMax: **12kg**
Length: 1585mm Weight: 303g Price:
Guide: SiC Ocean Guide(Fuji) Section: 1pc
Reel Seat: T-DPS20(Fuji) Suitable reel size D:35~40 / S:4000~5000






Galahad 電 For Electric Reel
※**Suitable electric reel** / We suggest suitable ER on this catalog according to capacity of line, power and balance of weight between reel and rod. Of course, you can use reel other than that we suggested on this catalog, it depend on your target which you aim on the depth of water where you fish at. So please check the maximal value of lure weight, line weight and Drug weight as a guide for selecting the best reel for yourself. You can also fish with standard type of overhead reel.


Electric Reel model 3 Line up

Galahad 633B For Electric Reel Overhead reel Model




Grip a.470mm b.695mm

Lure: **Jig ~150g** Line: **~PE 3** DragMax: **4kg**
Length: 1925mm Weight: 200g Price:
Guide: SiC-S stainless frame K guide(Fuji) Section: 1pc
Reel Seat: TCS18(Fuji) Suitable reel size D:150~300 / S:800~2000




Galahad 624B For Electric Reel Overhead reel Model




Grip a.470mm b.695mm

Lure: **Jig ~250g** Line: **~PE 5** DragMax: **6.5kg**
Length: 1905mm Weight: 199g Price:
Guide: SiC-S stainless frame K guide(Fuji) Section: 1pc
Reel Seat: TCS18(Fuji) Suitable reel size D:300~500 / S:2000~3000




Galahad 586B For Electric Reel Overhead reel Model



Grip a.465mm b.690mm

Lure: **Jig ~350g** Line: **~PE 6** DragMax: **10kg**
Length: 1740mm Weight: 222g Price:
Guide: SiC Ocean Guide(Fuji) Section: 1pc
Reel Seat: TCS18(Fuji) Suitable reel size D:500 / S:3000~4000





Galahad TRAVEX
2pcs Jigging Series / 3 Line up

We have created 2pics jigging rod Galahad-TRAVEX to achieve high portability while reducing cost of transport.

TRAVEX have been retuned to be transferred your power to metal jig directory thanks to high repulsive force hidden in new blanks. Also, it will be bent from little farther than previous models, you can give a various kind of action to your metal jig as such as one pitch jerk, high pitch jerk or combination easier than before.

Galahad TRAVEX 593S Spinning Model



Grip a.495mm b.715mm

Lure: **Jig MAX 180g** Line: **MAX PE 3** DragMax: **5kg**
Length: 1775mm(CL:1135mm) Weight: 206g Price:
Guide: SiC-S+SiC stainless frame K guide(Fuji) Section: 2pcs (Grip Joint)
Reel Seat: DPS18(Fuji) Suitable reel size D:3500~4000 / S:5000~6000



This is versatile stick to cover various method of jigging such as horizontally or vertically with around PE3. Thanks to sharpness and lightness of this blanks, you can enjoy manipulating your jig as you wish to. If you aim yellowtail or kingfish with metal jig up to 180g on 30~80m depth of water, the potential of 593S will be shown definitely. Although blanks of 593S seems slim and delicate, fish will be stopped and lifted by butt section which have been loaded massive power.

Galahad TRAVEX 594S Spinning Model



Grip a.495mm b.715mm

Lure: **Jig MAX 240g** Line: **MAX PE 4** DragMax: **6.5kg**
Length: 1775mm(CL:1135mm) Weight: 221g Price:
Guide: SiC-S+SSiC stainless frame K guide(Fuji) Section: 2pcs (Grip Joint)
Reel Seat: DPS18(Fuji) Suitable reel size D:4000~4500 / S:6000~8000



If you aim kingfish or amberjack at near shore on expedition with around PE4, this 594S is the best choice. Lightness feeling of manipulation that is loaded as common characteristics of TRAVEX series enable you to handle long jig naturally at horizontally or to jerk jig aggressively at vertically. When you fish at fish bed with rough bottom or shallow area to aim tough target, you do not have to afraid to let it stop forcefully and aggressively without losing your initiative.

Galahad TRAVEX 595S Spinning Model



Grip a.505mm b.730mm

Lure: **Jig MAX 320g** Line: **MAX PE 5** DragMax: **8.5kg**
Length: 1780mm(CL:1130mm) Weight: 279g Price:
Guide: SiC Ocean Guide(Fuji) Section: 2pcs (Grip Joint)
Reel Seat: DPS20(Fuji) Suitable reel size D:4500~5000 / S:8000~10000



If you have plan to go to southern island of Japan or deep sea of overseas to aim large amberjack, dogtooth tuna or yellowfin tuna, please take 595S without hesitations. Tip section have been adjusted to become little flexible for increasing ability of manipulation and reducing burden of anglers when they jerk aggressively. Once huge fish is on, you will notice that it bends very smoothly and you might forget that it is 2pics grip jointed.

Galahad Icons

1 p.c 1PC **2 p.c.s** 2PCS Bevel jerk Vertical jerk High-pitch jerk Shallow area Depth30~80m Deep area Depth100~200m For electric reel Slow pitch jerk

Main is shown in Red · Substitute is shown in Blue



Galahad Slow

Galahad Slow / Slow-pitch Jigging Series / 4 Line up

A rod that is stiff or soft is of no use if it's unable to perform to its design. Slow pitch rods require a certain 'taut' and flexibility in order to work the jig and makes it drop as intended. For these, the Galahad series have been carefully designed with our cutting edge technology so as to prevent loss of momentum and rhythm when working on the jigs.



Galahad 63/2 Slow Overhead reel Model



Grip a.480mm b.600mm

The ideal jig weight to use is around 120gm with depths ranging between 50m – 80m. The section from the tip to the belly will assist in maintaining a steady tempo, bringing 'life' to the jigs. This may be considered the core model for anglers who prefer to fish in a shallow water.

Lure: Jig Comfort Weight 120g Line: ~PE 1.5 DragMax: 2kg
Length: 1930mm Weight: 134g Price:

Guide: SiC-S Titanium frame K Guide(Fuji) Section: 1pc
Reel Seat: TCS17(Fuji) Suitable reel size D:2000・200 / S:1000~1500

Galahad 63/3 Slow Overhead reel Model



Grip a.480mm b.600mm

This model will perform best when deep areas have opposing currents which require heavier jigs. An ideal jig weight is around 160gm while a lighter jig can still be used should the angler choose to work it more aggressively. We are confident you will enjoy using this rod and it will become part of your body for sure!

Lure: Jig Comfort Weight 160g Line: ~PE 2 DragMax: 2.5kg
Length: 1930mm Weight: 141g Price:

Guide: SiC-S Titanium frame K Guide(Fuji) Section: 1pc
Reel Seat: TCS17(Fuji) Suitable reel size D:10 / S:1500~2000

Galahad 62/3 Slow Overhead reel Model



Grip a.480mm b.600mm

To improve the initial response of your action, we have shortened this rod compared to the rest of the 63 models. The characteristics of the blank makes it easy for even a novice to master the slow pitch jigging technique. This 62/3Slow have been designed to manipulate jig around 200g mainly, you can fish with jig up to 250g without any anxiousness.

Lure: Jig Comfort Weight 200g Line: ~PE 2 DragMax: 2.5kg
Length: 1910mm Weight: 148g Price:

Guide: SiC-S Titanium frame K Guide(Fuji) Section: 1pc
Reel Seat: TCS17(Fuji) Suitable reel size D:10 / S:1500~2000

Galahad 62/4 Slow Overhead reel Model



Grip a.480mm b.600mm

This is another slow pitch rod for anglers who fish with heavy jigs over 200m depth and yet still have the brute strength to lift a monstrous fish up to surface. You can use jig up to 300g. This 62/4Slow will be suit to situation as such as deep and rapid current area that you really need to put more weight on jig to reach spot where fish might be there.





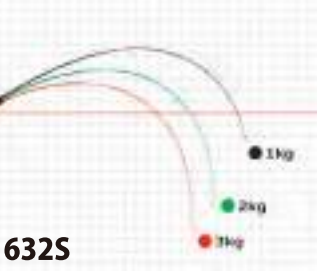
Lure: Jig Comfort Weight 250g Line: ~PE 2.5 DragMax: 3kg
Length: 1910mm Weight: 151g Price:

Guide: SiC-S Titanium frame K Guide(Fuji) Section: 1pc
Reel Seat: TCS17(Fuji) Suitable reel size D:10 / S:1500~2000

Galahad Spinning Model

Load Comparison→

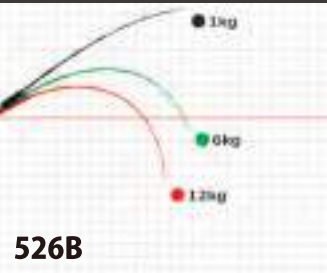


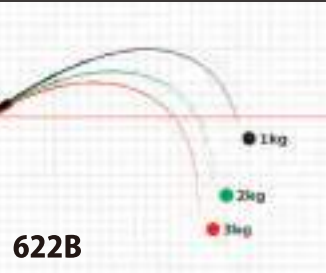
622S, 633S and 634S bend smoothly till belly section when you load so easier to keep your jig under control as you wished to. 585S and 526S little stiffer than others so potential of these will be shown when you fish vertically at rapid and deep area.



Galahad Overhead reel Model

Load Comparison→

622B, 623B and 624B have flexible tip to let your jig swim naturally and you can adjust the way of approach if you are required thanks to belly and butt section that have been loaded moderate stiffness and repulsive force. 526B is little stiffer than others to fish as you planed at deep area or rapid water.

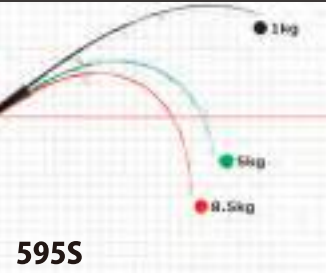
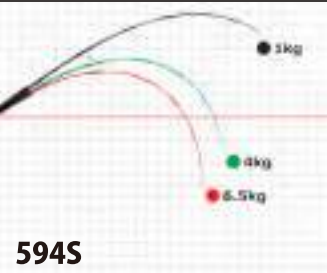
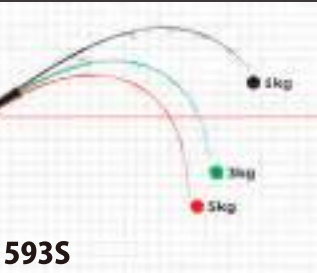


●About weight of loading
The image of 1kg load shows you the bend curve when you jerk jig. And other images are weight as drug max and weight in between of them. Rods are held on the angle that you are supposed to keep it when you are fighting with fish.
※These images are not illustrated on the full potential or characteristics of rods. Please understand that those pictures are taken under the limited situation. It was loaded with weight on rods gently.

Galahad TRAVEX

Load Comparison→

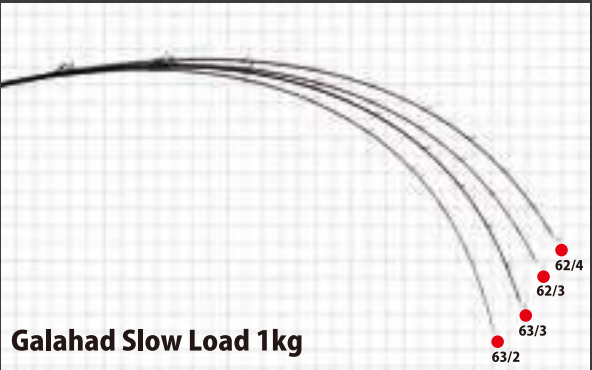
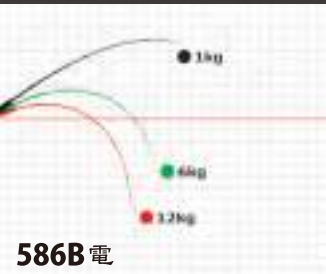
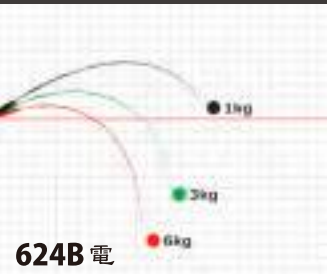
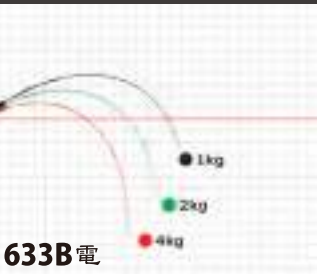
Galahad TRAVEX series are designed to become little stiffer and sharper than same power spec of 1piece model. Easier to load your power directory to jig when you start jerking especially on vertical jigging or approach to deep area with high pitch jerk.



Galahad 電 for Electric Reel

Load Comparison→

To absorb the impact of power loading by electric reel, blank of this series have been designed to become more seamless even on continuous supply of loading. These have kind of parabolic action so good to be fished with manual overhead reel as well.

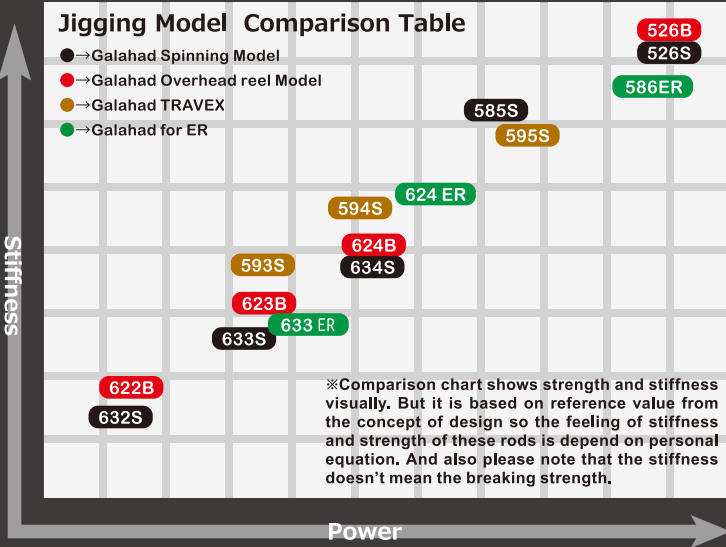


Galahad Slow Load 1kg

Although Galahad Slow jigging series have been designed to be skinny, it have been loaded toughness and strength on blank itself. So you will be able to give jig various action as such as slow pitch jerk to lure selective fish. If you jerk in slow pitch mainly, we recommend you to take 63/2 or 63/3. Otherwise 62/3 and 62/4 will be recommended to search bottom of the sea with inchiku or else.

Jigging Model Comparison Table

●→Galahad Spinning Model
●→Galahad Overhead reel Model
●→Galahad TRAVEX
●→Galahad for ER



※Comparison chart shows strength and stiffness visually. But it is based on reference value from the concept of design so the feeling of stiffness and strength of these rods is depend on personal equation. And also please note that the stiffness doesn't mean the breaking strength.

SeaWalk Light Jigging

SeaWalk / Light Jigging Series / 6 Line up

Target/Blue runner・Rock fish・Hair-tail・Red Sea Bream
Horse Mackerel・Grunts



You can aim Grunt, Horse mackerel, Blue runner, Rockfish, Sea bream or Hairtail systematically with these line up of Seawalk series.

Blanks of light Jigging series have been employed flexibility on tip, high operational performance on belly section and huge power on butt section to keep large fish under control especially when you use Tungsten-Jig.

The most important factor of “light jigging” with Tungsten-jig is how rod itself make jig swim naturally and shift to let it fall with quick response automatically. Of course it is also important for fine result to sense condition of the sea, then adjust jig weight to your PE line. That is the reason why we have pursued high sensitivity and flexible tip section to let Jig swim naturally.

As we have explained already, you do not have to worry if bigger fish than you have expected is on. All models of light jigging series have been loaded enough power to keep huge fish under control.



SeaWalk Light Jigging 67UL Spinning Model



Grip a.370mm b.505mm

This is the ultra-light class of light-jigging series to aim Grunt, Horse mackerel or else on shallow water with light weight jigs (around 20g). Combination of super fine PE line and Tungsten-jig make super light jigging possible to aim school of Grunt with falling action or Horse mackerel on the very bottom of the sea. And you will be able to cast jigs up to 25g or let jig up to 40g swim naturally in the 40m depth of water without any stress so you can aim variety of target depend on depth of water systematically. It is bent nicely when sea bream over 80cm or blue runner around 5kg without losing initiative.

Lure: Jig 15~40g / Cast MAX 25g Line: PE 0.4~0.8

Length: 2015mm(CL:1570mm) Weight: 102g Price:

Guide: SiC-S stainless frame K guide(Fuji) Section: 2pcs (Grip Joint)
Reel Seat: VSS16(Fuji) Suitable reel size D:2000~2500 / S:~C3000

SeaWalk Light Jigging 64L Spinning Model



Grip a.390mm b.525mm

This is the standard model for light-jigging with Tungsten-jig on inshore. If you wish to cast jig up to 35g compactly or if you wish to cast Tungsten jig or Tai rubber jig to search target widely around 30-60m depth of the sea, belly and butt section which have been loaded moderate stiffness and strength make it possible. Thanks to performance of well-balanced tip and belly section, you can manipulate jig up to 80g on 80m depth of the water and you can keep jig swimming naturally without too much kickback.

Lure: Jig 30~80g / Cast MAX 35g Line: PE 0.6~1

Length: 1935mm(CL:1475mm) Weight: 114g Price:

Guide: SiC-S stainless frame K guide(Fuji) Section: 2pcs (Grip Joint)
Reel Seat: VSS16(Fuji) Suitable reel size D:2500~3000 / S:3000~4000

SeaWalk Light Jigging 64ML Spinning Model



Grip a.400mm b.525mm

This is heaviest model of spinning model in this series. It will suit to deep area such as 50m-100m depth or field that current running rapidly. You can cast jig up to 50g. At the situation of vertical and horizontal fishing, you can handle jig up to 120g without any stress. You will notice that strength of butt section of 64ML once bigger fish than you expected is on. Taking advantage of cast ability and falling speed as spinning model, this 64ML will be the huge advantage if you fish on the sea very deep or current running rapidly.

Lure: Jig 60~120g / Cast MAX 50g Line: PE 0.6~1.2

Length: 1935mm(CL:1475mm) Weight: 115g Price:

Guide: SiC-S stainless frame K guide(Fuji) Section: 2pcs (Grip Joint)
Reel Seat: VSS16(Fuji) Suitable reel size D:2500~3000 / S:3000~4000

SeaWalk Light Jigging B66L Overhead reel Model



Grip a.405mm b.530mm

This 66L have employed high versatility to fish with Tungsten-Jig on 20m-50m depth of the sea. It will good to be used for Tairubber game thanks to its flexible tip section and belly section which have moderate stiffness with high sensitivity to let you notice vital information or slightly changes of current. If you wish to aim Hair tail or Sea bass on bay area and try not to let jig move too much, this 66L will make it easier than other models for sure.

Lure: Jig 40~80g Line: PE 0.6~1

Length: 1985mm(CL:1525mm) Weight: 131g Price:

Guide: SiC-S stainless frame K guide(Fuji) Section: 2pcs (Grip Joint)
Reel Seat: PULS17(Fuji) Suitable reel size D:100~200 / S:100~300

SeaWalk Light Jigging B66ML Overhead reel Model



Grip a.405mm b.530mm

66ML have characteristic to cover wide range of depth of the sea (30m-80m) thanks to its well-balanced sensitiveness and powerfulness. Even you fish with Tungsten-jig, you will never lose response speed of jerk taking advantage of high sensitivity and manipulate ability thanks to characteristics of overhead model. It is also good to be used for Tairubber game in deep area (80m-100m) or current running rapidly.

Lure: Jig 40~120g Line: PE 0.8~1.2

Length: 1985mm(CL:1525mm) Weight: 131g Price:

Guide: SiC-S stainless frame K guide(Fuji) Section: 2pcs (Grip Joint)
Reel Seat: PULS17(Fuji) Suitable reel size D:100~200 / S:100~300

SeaWalk Light Jigging B65M Overhead reel Model



Grip a.415mm b.540mm

This 65M is the most powerful model of light-jigging series which is good to be fished in high population of blue runner. Compared to other models of light-jigging series, it have been loaded little stiffer blank than other and you can enjoy manipulating jig manually with this 65M at your will. You can handle 80g-150g of Tungsten-jig comfortably with it. If you are going to fish in 100m depth of water or rapid area with fine line, we recommend you to take this 65M.

Lure: Jig 60~150g Line: PE 0.8~1.5

Length: 1960mm(CL:1490mm) Weight: 128g Price:

Guide: SiC-S stainless frame K guide(Fuji) Section: 2pcs (Grip Joint)
Reel Seat: PULS17(Fuji) Suitable reel size D:100~200 / S:100~300





SeaWalk Taijigging

SeaWalk / Taijigging Series/ 3 Line up

Target / Red Sea Bream • Blue runner • Rock fish

Tai jigging model is designed to let anglers set hook on the hard mouth of sea bream while remaining sensitivity and flexibility on tip section which reduce strangeness feeling when they try to make contact with your jig.

75ML is designed dedicatedly for just winding or swimming action, 61ML is deserved to be called “basic” in this series, 63M is specialized model to cover deep and rapid area. As you can see, there are variety of models in Taijigging series and all of them have enough power on butt section to keep even blue runner under control.



SeaWalk Taijigging 75ML Spinning Model



This is of course good for not only generalized wind fishing but also good for pursuing the potential of jigging game of red sea bream. This is good to be fishing with jig weight 20g~100g and you will be able to do long lift & fall taking advantage of its length. This have been loaded high versatility to cover various ways of fish, to cover seasons from early summer to late fall and to cover shallower than 30m depth of the sea to catch red sea bream.

Lure: Jig 20~100g Line: PE 0.6~1.5

Length: 2280mm(CL:1800mm) Weight: 129g Price:

Guide: SiC-S stainless frame K guide(Fuji) Section: 2pcs (Grip Joint)
Reel Seat: IPS16(Fuji) Suitable reel size D:2500~3000 / S:3000~4000

SeaWalk Taijigging 611ML Spinning Model



This is the basic model of SeaWalk Tai Jigging series. This is good to be used with jig weight 40g~120g which is basic weight for Red Sea Bream jigging. You will be able to wind jig comfortably and set the hook easily. The potential of this 611ML will come out when you use it on spawning season in spring, fish at deep areas such as 50m depth of the sea or where the rapid current. We think this is the one for anglers no matter if you are a beginner or expert.

Lure: Jig 40~120g Line: PE 0.8~1.5

Length: 2130mm(CL:1650mm) Weight: 125g Price:

Guide: SiC-S stainless frame K guide(Fuji) Section: 2pcs (Grip Joint)
Reel Seat: IPS16(Fuji) Suitable reel size D:2500~3000 / S:3000~4000

SeaWalk Taijigging 63M Spinning Model



This is for you to pull big snapper out from deep and capture the tough situation. This shortest rod in this series enables you to use 150g maximum without losing manipulation performance. Nice & sensitive tip section will set hook on the mouth of snapper, tough and powerful belly and butt section will keep monster snapper under control and pull it up to surface quickly.(Able to aim Trevally, Blue runner or Rock fish up to 5kg)

Lure: Jig 60~150g Line: PE 1~2

Length: 1910mm Weight: 127g Price:

Guide: SiC-S stainless frame K guide(Fuji) Section: 1pc
Reel Seat: IPS16(Fuji) Suitable reel size D:2500~3500 / S:3000~4000



SeaWalk Icons Super Light Jigging ~Jig up to 25g available Tungsten-jig Light Jigging Tairubber Jigging for Red sea bream (Reeling mainly) SABEL Jigging Jigging for Seabass For deep area For Electric reel

Main is shown in Red • Substitute is shown in Blue



SeaWalk Tairubber

SeaWalk / Tairubber Series / 5 Line up Target / Snapper

SeaWalk Tairubber models are loaded high sensitivity to transmit slightest changes of current, movement and vital information of sea bream. Flexible tip section will not give the fish strangeness feel and powerful but section keep even monster size which is unexpected under control. 65UL, 61L and 60ML are basic models of this series and 68L and 68ML are designed dedicatedly for deep and rapid area to utilize the enhanced butt section. 68L and 68ML are also suitable for light jigging for hair tail or else with electric reel.



SeaWalk Tairubber 65UL Overhead reel Model



Grip a.440mm b.555mm

The softest tip of the series belongs to this model, yet the belly to butt section holds decent power against any snapper. Both vertical or drift jigging can be used. When faced with rough seas this 6ft 5in length rod won't get in your way.

Lure: MAX 80g Line: ~PE 0.8

Length: 1950mm Weight: 119g Price:

Guide: SiC-S stainless frame K guide(Fuji) Section: 1pc
Reel Seat: TCS16(Fuji) Suitable reel size D:100~200 / S:100~200

SeaWalk Tairubber 61L Overhead reel Model



Grip a.440mm b.555mm

This basic model is equipped with a highly sensitive blank and a soft tip that will not spook the fish during a bite. The responsive action of the butt ensures proper hook-up on the tough part of the snapper's mouth.

Lure: MAX 80g Line: ~PE 1

Length: 1850mm Weight: 125g Price:

Guide: SiC-S stainless frame K guide(Fuji) Section: 1pc
Reel Seat: TCS16(Fuji) Suitable reel size D:100~200 / S:100~200

SeaWalk Tairubber 60ML Overhead reel Model



Grip a.440mm b.555mm

Unlike other super stiff rods in the market, the butt section of this rod will follow through the unexpected thrashing of the fish thus reducing bust off and hook failure. Anglers can confidently battle a snapper over 80cm.

Lure: MAX 100g Line: ~PE 1.2

Length: 1825mm Weight: 127g Price:

Guide: SiC-S stainless frame K guide(Fuji) Section: 1pc
Reel Seat: TCS16(Fuji) Suitable reel size D:100~200 / S:100~200

SeaWalk Tairubber 68L Overhead reel Model



Grip a.450mm b.560mm

This is the utility model to cover waters from coastal to open sea. You will be able to set the hook on easily without putting any stress on fish because of its tip section which have been loaded exquisite flexibility. Belly and butt section have been designed to be tenacious so that it will cover not only small one in shallow area but also trophy fish in deep area.

Lure: MAX 100g Line: ~PE 1.2

Length: 2070mm (CL: 1610mm) Weight: 163g Price:

Guide: SiC-S stainless frame K guide(Fuji) Section: 2pcs (Grip Joint)
Reel Seat: TCS16(Fuji) Suitable reel size D:100~200 / S:100~200

SeaWalk Tairubber 68ML Overhead reel Model



Grip a.460mm b.560mm

This have been loaded more power on section from belly to butt than 68L while taking over sensitive tip section of 68L. Anglers will be able to sense the small contact of fish or slightly changes of current even when you fish on the water where rapid current or tough and deep area where have to be used lure more than 100g because of its ability of high response on the blank.

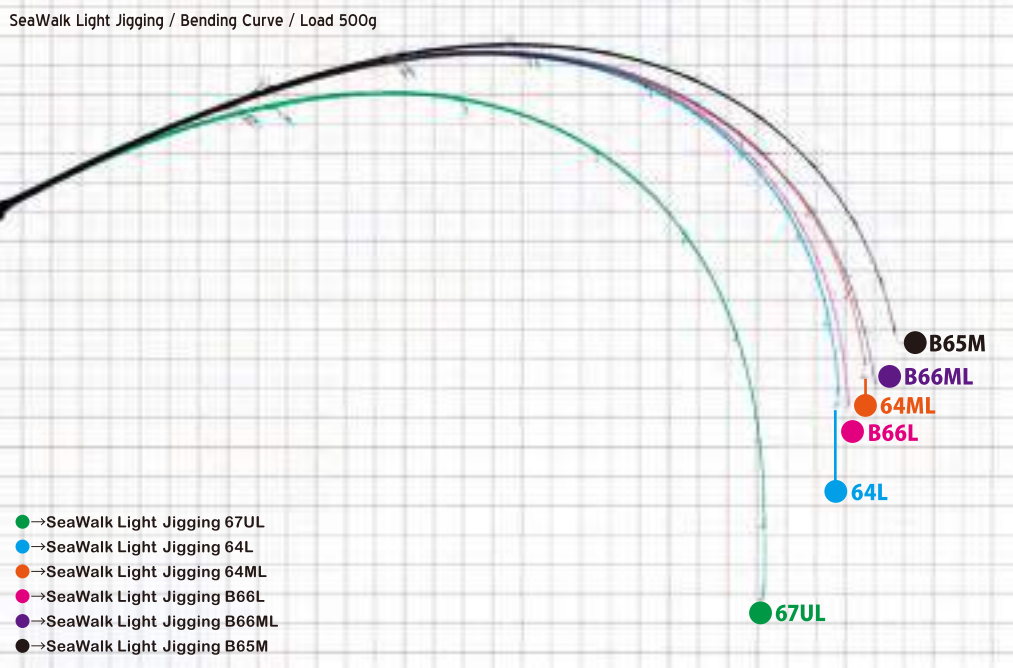
Lure: MAX 150g Line: ~PE 1.5

Length: 2070mm (CL:1610mm) Weight: 167g Price:

Guide: SiC-S stainless frame K guide(Fuji) Section: 2pcs (Grip Joint)
Reel Seat: TCS16(Fuji) Suitable reel size D:100~200 / S:100~200


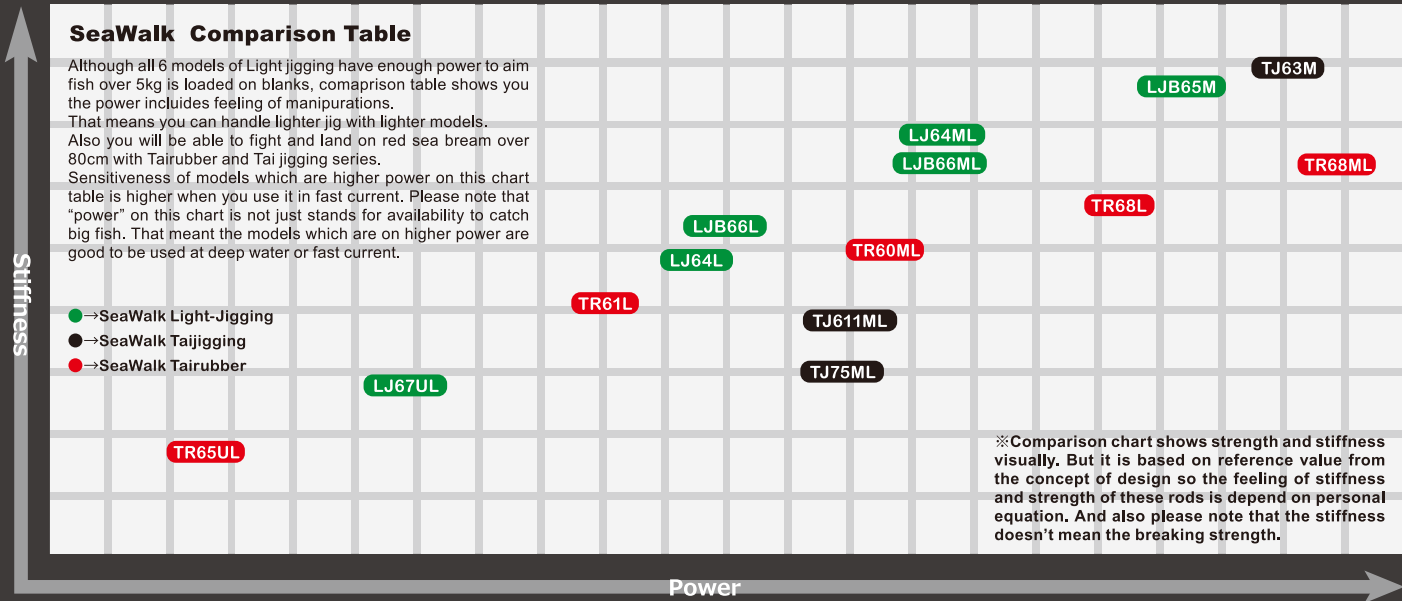
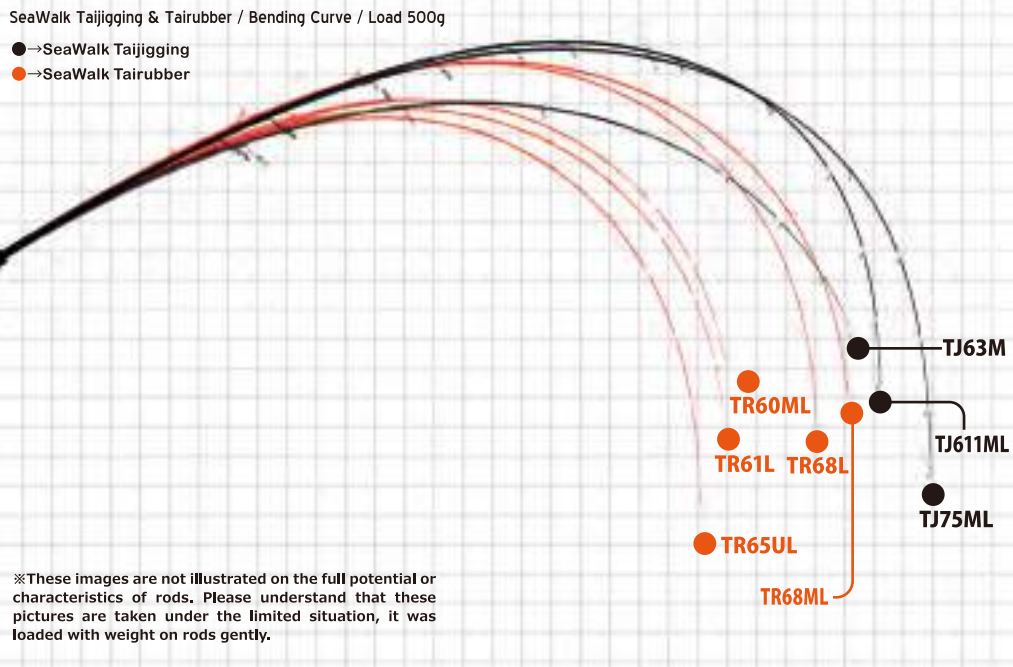
SeaWalk Light Jigging
Spinning & Overhead reel Model
Load 500g→

These are comparison images of "SeaWalk Light-jigging"series which are loaded 500g weight on tip. Common characteristics of light Jigging series are that tip section which have been employed flexibility, belly section which have high operational performance and butt section which have been loaded huge power to keep large fish under control. Although these are suited to let jig swim naturally, if you chose more powerful model in this series, you will be able to jerk in steady rhythm thanks to moderate stiffness on the blanks. Blanks of spinning and overhead are totally different even if they are in same power class. Common characteristic of Light-jigging series is tough butt section. Even though 67UL is bent well, enough butt power is on it. Enough power to aim fish over 5kg is loaded on all of blanks for Light-jigging series. Please select power class depends where you fish on or how heavy jig you choose. Taijigging models have been set for reeling mainly. On the other hand, light jigging models have more sharpness than Taijigging series to jerk lightly and let it swim naturally. Bending curve of 63M seems different from other models. This is for big monster at deep and rapid current area.



SeaWalk Taijigging
SeaWalk Tairubber
Spinning & Overhead reel Model
Load 500g→

These are comparison images of SeaWalk series which are loaded 500g weight on tip. Bending curve of 63M seems different from other models. It is caused by 1 piece design of 63M. Butt section of 63M seems little weaker than others from this chart because it is designed to be bent the whole blank very smoothly to hunt monster red sea bream. 68L and 68ML of Tairubber model which is selected grip joit style are for deep and rapid current area to be taken advantage of strong butt section.If you fish deeper than 50m with heavier than 100g without loosing sensitivity we recommend you to take 68L or 68ML.



Boat Casting

BlueSniper
BOAT CASTING
BLUE REEF

Accomplish the impossible...Although that phrase sounds very attractive, we know that is not so easy. On the fishing scene, unbelievable huge monster is caught by unbelievably light tackle infrequently. It is sound great and no doubt that excellent result but also, we know that is mostly depend on luck, wit and skill of angler and those will never been made commitment. We think that if you use the word "possible", theoretical concept, certainty and repeatability will be required. In the boat casting scene, the things that is used to be impossible have become possible thanks to the development of tackles, method, line system and effort of anglers and captains. Especially fishing for King fish and Tuna is applicable to this issue. Fault and mistakes of anglers has been accumulated as important date and develop the method, skill or tactics has been sharpened. Then that will be taken over by younger generations. It has always been so and we believe that it will be. Target which you have to aim have become huge, climate of the world is changing rapidly and habitat range of fish is also different a lot. We have to adjust those changes of element and keep accumulating experiences for future. As a craftman, we keep making effort with anglers to accomplish the impossible. We believe that possibility of category named "Boat casting" is infinite.



BlueSniper BOAT CASTING

BlueSniper / BOAT CASTING Series / 11 Line up
Target/Blue-runner・Tuna・Bonito・Seerfish・Dorado

Although it was not easy to design the rod that will be able to keep different characteristics on one rod without any compromise, we have formed it with knowledges and techniques that has been accumulated over a long period of time. We present you these 11 choices of BlueSniper Boat Casting model for each target as such as bonito, kingfish and tuna to be enable all level of anglers to handle. We believe that you will be able to feel the faith that we are pursuing to build fishing rod when you hooked up huge one with BlueSniper for sure.

BlueSniper 81/2



This model will enable anglers to use lures not previously capable on its predecessor such as small sardine or 15cm size bait. The flexible tip allows usage on small lures and can still handle fish up to 10kg. Based on much wider range of lure capacity than previous series, you will be able to match the bait more than ever.

Lure: 15~50g Line: PE 2~3 DragMax: 4kg/45°
Length: 2480mm(CL:1830mm) Weight: 233g Price:
Guide: SiC-S stainless frame K guide(Fuji) Section: 2pcs (Grip Joint)
Reel Seat: DPS18/BACK STOP Double Nut(Fuji) Suitable reel size D:3500~4000 / S:6000

BlueSniper 70/2



This is the short length model with high maneuverability. This is the one that will do great job, whereby the situations that needs you to cast from limited space such as small boat. The flexible tip enable anglers to cast lures around 15g in rhythmically and landing fish smoothly because of its length.

Lure: 20~60g Line: PE 2~3 DragMax: 4kg/45°
Length: 2140mm(CL:1550mm) Weight: 220g Price:
Guide: SiC-S stainless frame K guide(Fuji) Section: 2pcs (Grip Joint)
Reel Seat: DPS18/BACK STOP Double Nut(Fuji) Suitable reel size D:3500~4000 / S:6000

New BlueSniper 72/3



This is medium power class model which is easy to handle. If you aim bonito or other blue runner kind off the pleasure boat or kayak, you will be satisfied with handling ability and response speed of blanks. This is for the angler who feel that 79/3 is too strong or 70/2 is too mild. We believe that flexible and sensitive tip section of 72/3 let you manipulate small pencil bait or small cup mouth diving popper as like as your extended arm.

Lure: 30~60g Line: PE 2~3 DragMax: 5kg/45°
Length: 2210mm(CL:1655mm) Weight: 226g(Prote) Price:
Guide: SiC-S stainless frame K guide(Fuji) Section: 2pcs (Grip Joint)
Reel Seat: DPS18/BACK STOP Double Nut(Fuji) Suitable reel size D:3500~4500 / S:5000~8000

BlueSniper 79/3



A technical rod by definition, this rod has incredible lure manipulation with a good casting feel. This has a tip section of a Pe 3 class but a Pe 4 class butt section. This combination has been very popular since inception in 2014. It has enough power to fight a blue fin tuna up to 20kg or a 10kg blue runner. During testing, we have caught a 40kg bluefin tuna. The potential of this rod is simply beyond imagination.

Lure: 30~70g Line: PE 2~4 DragMax: 5kg/45°
Length: 2365mm(CL:1740mm) Weight: 263g Price:
Guide: SiC-S stainless frame K guide+SiC Ocean Guide(Fuji) Section: 2pcs (Grip Joint)
Reel Seat: DPS18/BACK STOP Double Nut(Fuji) Suitable reel size D:4000~4500 / S:6000~8000

BlueSniper 75/4



This is the short length model with good casting performance. Anglers will able to cast lures up to 80g with less force. And we believe that it will be helpful when you are in situation that your are required to cast from a limited space such as small boat.

Lure: 30~100g Line: PE 3~4 DragMax: 7kg/45°
Length: 2260mm(CL:1670mm) Weight: 279g Price:
Guide: SiC-S stainless frame K guide+SiC Ocean Guide(Fuji) Section: 2pcs (Grip Joint)
Reel Seat: DPS18/BACK STOP Double Nut(Fuji) Suitable reel size D:4000~4500 / S:6000~8000

BlueSniper 82/4



This rod has a greater range of lures from 30gm to 110gm. When load applied, it bends nicely enabling anglers to land the fish easily. Just like the 79/3, it also performs well as a standard rod for kingfish or yellowtail.

Lure: 30~110g Line: PE 4~5 DragMax: 8kg/45°
Length: 2520mm(CL:1840mm) Weight: 310g Price:
Guide: SiC-S stainless frame K guide+SiC Ocean Guide(Fuji) Section: 2pcs (Grip Joint)
Reel Seat: DPS20/BACK STOP Double Nut(Fuji) Suitable reel size D:4500~5500 / S:8000~14000

BlueSniper 82/6



The most powerful model of the Blue Sniper series. it can handle a huge kingfish and small GT. We have redesigned the whole rod to handle a greater lifting power but at the same time improving control of lures such as diving pencils. This is the one which enable anglers to lure fish technically, and also to keep fish under control and land speedy when they fight.

Lure: 50~130g Line: PE 5~6 DragMax: 12kg/45°
Length: 2505mm(CL:1820mm) Weight: 346g Price:
Guide: SiC Ocean Guide(Fuji) Section: 2pcs (Grip Joint)
Reel Seat: DPS20/BACK STOP Double Nut(Fuji) Suitable reel size D:5000~5500 / S:14000

BlueSniper 85/4 Canary



This is multiple and lighter model of Blacky series. As you can notice from "Canary" the name of 85/4, when you aim canary-colored fish as such as yellow fin tuna or kingfish, it will be the perfect partner of you. And you will be able to get enough distance to aim large fish with small lure such as less than 30g. When you do not want fish to run as it likes, powerful butt section will help you to stop the sudden run of lively fish and to pull it to surface quicker than you thought.

Lure: 25~100g Line: PE 3~5 DragMax: 8kg/45°
Length: 2570mm(CL:1860mm) Weight: 339g Price:
Guide: SiC Ocean Guide(Fuji) Section: 2pcs (Grip Joint)
Reel Seat: DPS20/BACK STOP Double Nut(Fuji) Suitable reel size D:4500~5500 / S:8000~14000

BlueSniper 81/6 Blacky



This is primarily a light tuna rod that enable to cast smaller lures which closely mimics actual baitfish. You can cast a small lure weighing 30g but it also has enough power to wrestle a tuna around 50kg. The same performance as currently blacky series, it has been designed to be bent nicely, and will correspond with the sudden run of big tuna, and to reduce the burden of anglers.

Lure: 30~110g Line: PE 4~6 DragMax: 13kg/45°
Length: 2480mm(CL:1775mm) Weight: 378g Price:
Guide: SiC Ocean Guide(Fuji) Section: 2pcs (Grip Joint)
Reel Seat: DPS20/BACK STOP Double Nut(Fuji) Suitable reel size D:5000~5500 / S:14000



Swappable to
Aluminium gimbal

BlueSniper 81/8 Blacky



This has been designed as a versatile tuna rod which can cast not only small lures matching the size of sardines but also medium lures size of Dorado or baby yellow tail. Although the belly section will be bent and enable you to hold it with 70° of angle, it will still has enough power to pull up a tuna to the surface. Of course, you can use this 81/8 for large king fish without loosing initiative.

Lure: 45~120g Line: PE 6~8 DragMax: 15kg/45°
Length: 2480mm(CL:1775mm) Weight: 387g Price:
Guide: SiC Ocean Guide(Fuji) Section: 2pcs (Grip Joint)
Reel Seat: DPS20/BACK STOP Double Nut(Fuji) Suitable reel size D:6500 / S:14000~20000



Swappable to
Aluminium gimbal

BlueSniper 81/10 Blacky



Rated at Pe 10 class for power, this rod targets big tunas around 100kg. The blank has more power than the 81/8 to enable casting lures up to 160g. Like the Blacky series, it bends nicely when loaded to endure the violent runs of tunas. 4ways carbon material are used on the butt section to reduce twisting of the blanks and adding another advantage during fights with big tuna.

Lure: 50~130g Line: PE 8~10 DragMax: 17kg/45°
Length: 2480mm(CL:1775mm) Weight: 399g Price:
Guide: SiC Ocean Guide(Fuji) Section: 2pcs (Grip Joint)
Reel Seat: DPS20/BACK STOP Double Nut(Fuji) Suitable reel size D:6500 / S:14000~20000



Swappable to
Aluminium gimbal



Main is shown in Red・Substitute is shown in Blue

About exchange of Blacky's grip end
※BRC22.0 is on the end of grip as a standard but you can select aluminium gimbal instead. If you are interested in it, please make inquiries to dealer in your region.



BLUE REEF

BLUE REEF / Boat GT Series / 4 Line up
Target / GT・Kingfish・Yellowfin Tuna

GT game... Although GT bite lure aggressively and fight extremely hard, you will be required to manipulate lure as carefully and delicately as possible if you want to get result. Of course, rod for GT is required versatility to be adjusted various lures which has been segmetalized to catch selective fish. We have tested these 3 models at tough fields such as southern islands of Japan over and over to shape our ideal of GT rod. Lightness to cast all day long, usability to respond anglers will, toughness and torque to keep initiative...reconcile these conflicting elements. We dedicate these series to anglers who are pursuing and aiming GT seriously.



BLUE REEF 711/8 StickBait



This is the model which is good at manipulating diving pencil sensitively as "Stick Bait"suggests. It have been loaded flexibility on tip section to manipulate diving pencil without popping it out of surface not only at short stroke action but also long stroke action.... Keep fish under control at your own will with butt section which have been loaded enough toughness. This will be recommended for not only GT but also for huge kingfish or yellowfin tuna.

Lure: MAX 160g Line: MAX PE 8 DragMax: 13kg/45°
Length: 2470mm(CL:1765mm) Weight: 395g Price:
Guide: SIC Ocean Guide(Fuji) Section: 2pcs (Grip Joint)
Reel Seat: DPS20(Fuji) Suitable reel size D:6500 / S:14000~18000

BLUE REEF 80/8 Dual



This have been designed to be little lighter than 711/10Dual to enable anglers to use light line to cast long distance and to manipulate lure more delicately. You will be noticed some characteristics when you used pencil bait especially and once you hooked huge GT up, you must feel massive power from butt section for sure. You will be surprised that ability of cast and force of restitution which is hidden in blank of 80/8Dual thanks to technology of NANOALLOY® from TORAY. Which means that burden of anglers should be reduced scenically.

Lure: MAX 160g Line: MAX PE 8 DragMax: 13kg/45°
Length: 2495mm(CL:1785mm) Weight: 373g Price:
Guide: SIC Ocean Guide(Fuji) Section: 2pcs (Grip Joint)
Reel Seat: DPS20(Fuji) Suitable reel size D:6500 / S:14000~18000

BLUE REEF 711/10 Dual



This is high power model of 711/8. Even though this is for diving pencil mainly, It has been designed to be little more stiffer than 711/8 so it will cover various action as such as casting large lure heavier than 100g for long distance or manipulating popper with small face cup. Belly section of it will absorb the weight of fish to reduce physical burden of anglers and angler will be able to lift huge fish while loading angler's weight thanks to that tough butt section. This will be recommended to anglers who requires that one for both diving pencil and small face cup popper.

Lure: MAX 200g Line: MAX PE 10 DragMax: 15kg/45°
Length: 2470mm(CL:1765mm) Weight: 400g Price:
Guide: SIC Ocean Guide(Fuji) Section: 2pcs (Grip Joint)
Reel Seat: DPS20(Fuji) Suitable reel size D:6500 / S:14000~18000

BLUE REEF 710/10 Chugger



Most powerful model in BlueReef series. Design of this blank enable anglers to manipulate from large diving pencil to popper with large cup face. Because of toughness and stiffness loaded on this blank, anglers have to load their weight on the rod while fighting. But if you could do that properly, it will be your reliable arm for sure. Even you are manipulating lure in long distance, you will be able to handle it at your own will as directly as if it is nearby.

Lure: MAX 220g Line: MAX PE 10 DragMax: 15kg/45°
Length: 2415mm(CL:1705mm) Weight: 390g Price:
Guide: SIC Ocean Guide(Fuji) Section: 2pcs (Grip Joint)
Reel Seat: DPS20(Fuji) Suitable reel size D:6500 / S:14000~18000

BLUE REEF Icons

GT

Midsize tuna

Large kingfish

Plugs

Large plugs

Mid~Large mouth Popper

Small mouth popper

Heavy minnow

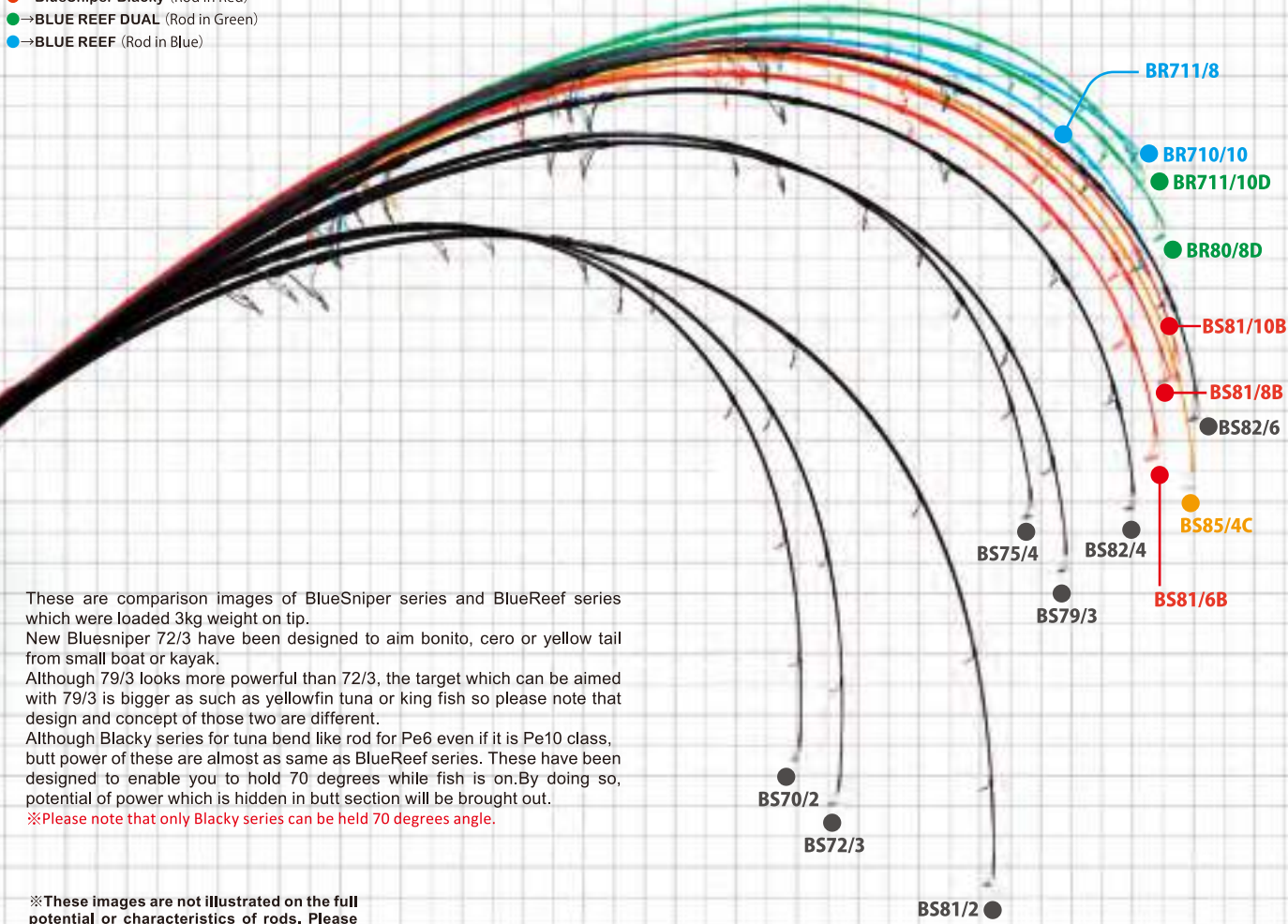
Main is shown in Red・Substitute is shown in Blue

BlueSniper & BLUE REEF

BlueSniper & BLUE REEF / Bending Curve / Load 3kg

Load 3kg

- BlueSniper (Rod in Black)
- BlueSniper85/4 Canary (Rod in Yellow)
- BlueSniper Blacky (Rod in Red)
- BLUE REEF DUAL (Rod in Green)
- BLUE REEF (Rod in Blue)



These are comparison images of BlueSniper series and BlueReef series which were loaded 3kg weight on tip. New Bluesniper 72/3 have been designed to aim bonito, cero or yellow tail from small boat or kayak. Although 79/3 looks more powerful than 72/3, the target which can be aimed with 79/3 is bigger as such as yellowfin tuna or king fish so please note that design and concept of those two are different. Although Blacky series for tuna bend like rod for Pe6 even if it is Pe10 class, butt power of these are almost as same as BlueReef series. These have been designed to enable you to hold 70 degrees while fish is on.By doing so, potential of power which is hidden in butt section will be brought out.

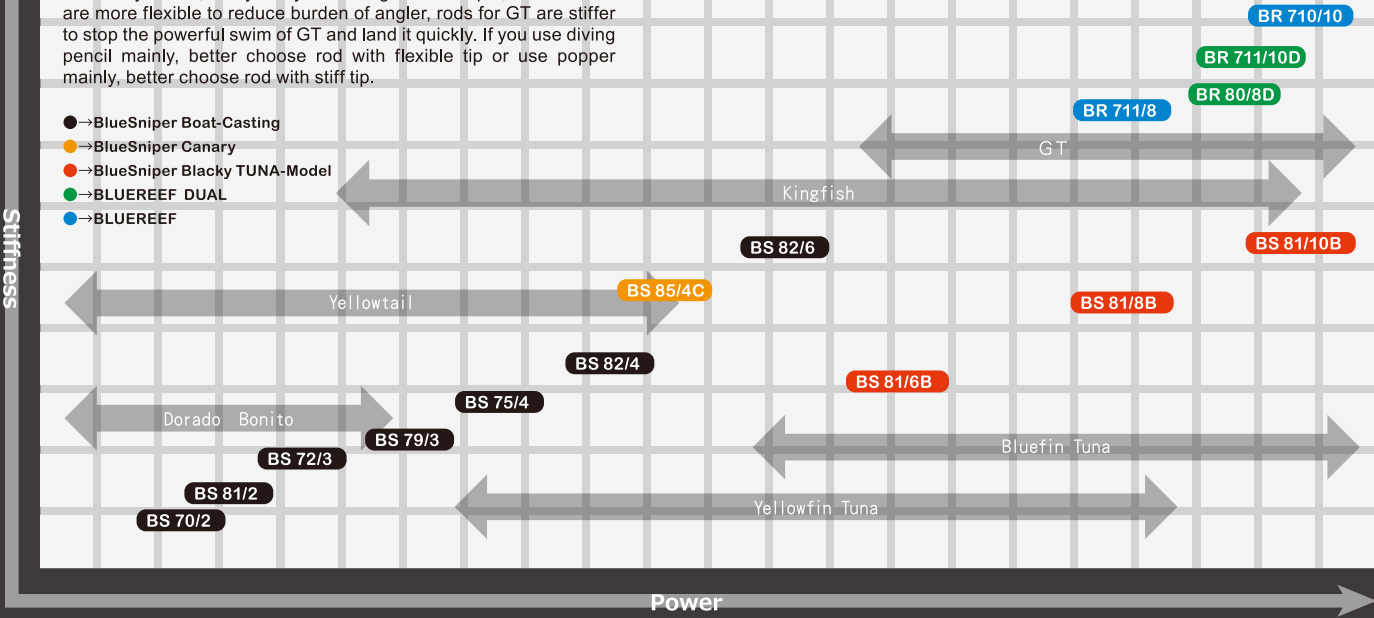
※Please note that only Blacky series can be held 70 degrees angle.

※These images are not illustrated on the full potential or characteristics of rods. Please understand that these pictures are taken under the limited situation, it was loaded with weight on rods gently.

Boat-Casting Model Comparison Table

Characteristic of rods for boat casting will be differed because of lure that you use, or style of your fishing. For example, rods for tuna are more flexible to reduce burden of angler, rods for GT are stiffer to stop the powerful swim of GT and land it quickly. If you use diving pencil mainly, better choose rod with flexible tip or use popper mainly, better choose rod with stiff tip.

※Comparison chart shows strength and stiffness visually. But it is based on reference value from the concept of design so the feeling of stiffness and strength of these rods is depend on personal equation. And also please note that the stiffness doesn't mean the breaking strength.



2020 YAMAGA Blanks Original Goods

NEW YB 2020 DRY T-shirt

Price:
Color: Orange / Green / Black
Size: M/L/XL



Will be released on spring 2020

NEW BLC III T-shirt

Price:

Will be released on spring 2020

Color: Metro Blue
Size: M/L/XL



YB Original Dry Polo-Shirt

Price: Color: Black/White/Green



Will be released on spring 2020

Size: M/L/XL
Polyester100%

NEW YB 2020 DRY ZIP PARKA

Price:

Color: Navy/Grey
Size: M/L/XL
Cotton15%
Polyester85%
Dry fabric on surface
/ raised fabric inside



NEW YB SUMMER MESH CAP

Price:

Color: Navy / Army khaki



Nanowing®(water repellent fabric) is used (Cotton100%)
※Design might be changed without notice

YB Original Cotton Cap

Price:

Color: Navy/Charcoal grey
Shape: Full panel type



YB Original Low Profile Cap

Price:

Color: Navy/Khaki
Shape: Low Profile type



YB Ventilation Hat

Price:

Color: Navy/Black
Breathatec® from TORAY which is waterproof breathable material have been chosen to keep you dry and comfortable.



YB Work Cap

Price:


Color: Navy/Black



YB Self-inflating Life Jacket

Neck over type
Size: Free

Black
Price:



PG Rod Belt

Power grip with Neoprene Rod belt



L 40mm×350mm 1set:2pcs
Price:
LL 99mm×500mm 1set:1pcs
Price:

This is Rod belt that Antiskid rubber have been sewn on part of it. You can use it as rod belt ordinarily situation, and if the joint was fixed too tight, please grab and twist with antiskid rubber to separate them.
Incredible power of grip will help you to separate them in each piece safely. If the rod got wet, the performance of antiskid will not be decreased. Please take one of them to next fishing trip for just in case.

NEW Pouch type

Price:

Size: Free Color: Black

Will be released on spring 2020



Rod Belt

Neoprene Rod belt
Color: Black
Material: Neoprene & Piece of Velcro

S 26mm×190mm 1set:2pcs Price:
L 40mm×350mm 1set:2pcs Price:
LL 99mm×500mm 1set:1pc Price:
LL 99mm×500mm 1set:2pcs Price:



YB ORIGINAL POUCH

Price:

Size: W:90mm
H:145mm
D:50mm
Material: Polyester
(Lining: Nylon)


Carabiner and strap with it to attach your life vest or belt.
Water stop double zipper
※It is not waterproof product.



Shoulder Hang Belt

Price:

Shoulder hang belt
(For bunched rods with Tip cover or Rod belt)
Can be held by belt of Velcro tape with Antiskid material. Super handy whenever and wherever you carry bunch of rods.



TipCover S

Length 360mm
Black: Neoprene & Piece of Velcro
Price:
Suitable for light class rods (BlueCurrent etc.)

TipCover M

Length 450mm
Black: Neoprene & Piece of Velcro
Price:
Suitable for medium class rods (Early, Ballistic BlueSniper etc.)

Embroidery Emblem

(Iron ons type)

Price:



Fish logo sticker

8 Type Price:

Color: White(Cut out letter) Size: 170mm×70mm



BlueCurrent / Horse mackerel



Mebius / Squid



Calista / Squid



SeaWalk / Snapper



Ballistic / SeaBass



Early+ / SeaBass



BlueSniper / KingFish



BlueSniper / Tuna

※Please note that design of Fish logo sticker might be changed without notice.

Cutting Sticker

4 Colors Price:



Size: 309mm×127mm

NEW YB Cutting Sticker Special Color



2 Color
Price:
Size: 182mm×76mm

Cutting Sticker (Mini)

5 Colors Price:



Size: 170mm×70mm



YAMAGA Blanks Limited Model

Products on this page are manufactured limited number in particular season.
Please get in touch with retail shop or our official agent in your region for details.

BlueCurrent 60 Junior

Length: 1830mm CL: 940mm Weight: 62g Carbon: 92.5%
2pcs/Put over ferrule Lure: ~7g Line: PE 0.3~0.8
Price:

Although it is designed for kids over 5 years old, of course it has gotten durability, strength and toughness as spin off of BlueCurrent series. We have achieved versatility to use many kinds of lures with high cost performance. It is well balanced to be used by kids and adult also. We believe it is going to be one you will always take to fish no matter lure or bait.(Alconite Stainless frame K Guide(Fuji))

BlueCurrent 57JH TZ/NANO PROFESSOR

Length: 1715mm CL: 875mm Weight: 58g Carbon: 99.8%
2pcs/Spigot ferrul Lure: JH ~5g Line: ~PE0.4/NY・FC1~3lb
Price:

If the distance in between you and fish is very close and you are required to become sneaky to approach spooky one, this 57JH which is shortest and finest stick of this series will be your perfect choice. Super light and fine blanks will enable you to cast and manipulate tiny jig head at your will. And butt power will not let you afraid of large fish hooked up accidentally.
(TZ Titanium frame K guide(Fuji)・NANOALLOY® technology is employed)

BlueCurrent 66JH TZ/NANO PROFESSOR

Length: 1990mm CL: 1020mm Weight: 63g Carbon: 99.8%
2pcs/Spigot ferrul Lure: JH 0.2~6g Line: ~PE0.4/NY・FC1~3lb
Price:

Compared to previous 66TZ/Nano, sensitivity, sharpness and flexibility of new 66JH have been refined. If you are going to aim target at Mid-range with light jig head, this 66JH will help you to deliver your rig delicately and approach selective fish technically. Once you fish with it, you will notice the differences between this 66JH and previous one.
(TZ Titanium frame K guide(Fuji)・NANOALLOY® technology is employed)

BlueCurrent 70 Plug TZ/NANO PROFESSOR

Length: 2140mm CL: 1090mm Weight: 67g Carbon: 99.8%
2pcs/Spigot ferrul Lure: Plug MAX7.8g(Comfort 1.6~4.5g) Line: PE 0.2~0.4
Price:

If you are super keen with plugging game, this 70Plug is specialized for it! Especially if you are aiming at light game target such as mackerel or Rockfish, there is nothing but this 70Plug. You can give action such as light twitch or jerk to plug from 1.6g to 4.5g very comfortably and flexible tip will not let you lose small bite of selective fish. Some times you will be faced situations that fish is feeding on surface little farther than you thought you can choose plug up to 7.8g and shoot it like a ballet and just retrieve it. You can get finest result that you have ever achieved.
(TZ Titanium frame K guide(Fuji)・NANOALLOY® technology is employed)

BlueCurrent 73 All-Range TZ/NANO PROFESSOR

Length: 2225mm CL: 1135mm Weight: 73g Carbon: 99.8%
2pcs/Spigot ferrul Lure: 0.5~12g Line: PE 0.2~0.6
Price:

This 73All Range is shorter length version of 85TZ/Nano All Range. The versatility and specialty have been fused on blanks of 73All Range. So if you with to manipulate various kind of lure such as jig head, plug, metal jig or even Egi, this All range will be your best partner. You will sense that potential of 73All range way beyond your imagination once you fish with it.
(TZ Titanium frame K guide(Fuji)・NANOALLOY® technology is employed)

BlueCurrent 70TZ Trippers

Length: 2145mm CL: 560mm Weight: 72g Carbon: 99.8%
4pcs/Spigot ferrul Lure: ~12g Line: PE 0.3~0.8
Price:

This is 4pcs model of BlueCurrent. Although it is going to be perfect rod when you are on traveling, of course you can take it to your main field as a daily use rod. We have loaded enough sensitiveness and sharpness as one of BlueCurrent so we recommend you to use it not only for light salt game but also for trout in the small stream. The closed length of it is 560mm to put in the suits case. We believe that you cannot help taking it whenever and wherever you go out. Enjoy fishing with it as you like.
(TZ Titanium frame K guide(Fuji)・NANOALLOY® technology is employed)



YAMAGA Blanks INTERNATIONAL

FWP-90H



This versatile model is specially designed for big fresh water predators like pike, hucho, catfish etc. Powerful, light and precise. During testing in the European area, we have focused on the guide diameter that it could be used without stress even in extremely cold areas where the guide would be frozen. Also it has enough power to cast big lures up to 100g, but in the other way sensitive enough to fish with small and light lures around 20g. When you require to cast long distance with big lures, specially on wide rivers targeting big hucho, with this rod it is not a problem anymore. FWP-90H has been designed to cast big jig heads, minnows from 10 to 20cm or heavy sponge lures for hucho.

Sizes of rod a. Length from reel foot to end of grip when reel is equipped, b. Whole length of grip.

Lure: 20~100g Line: MAX PE 3
Length: 2670mm(CL:1415mm) Weight: 208g Price:
Guide: SiC-S Stainless frame K guide(Fuji) Section: 2pcs (Put Over Ferrule)
Reel Seat: DPS18(Fuji) Suitable reel size D #3000~4000 / S #4000~5000
Target: Pike・Hucho・Catfish / Lure: Big jig heads・Minnows・Plug / Field: River・Lake



Support / After Service & Precautions

repair@yamagablanks.com

Precautions for use

- Do not cast with tangled line or line trouble in the reel. This may cause the rod to break. Furthermore, if you miss or forget to put the line through a guide, this may result in damage or breakage of your rod.
- If you continue to reel in your rig (lure, popper, jig etc) after it has reached the top guide, this will cause the rod to break.
- If you force the joint section of the rod when joining together, this will cause cracking or splitting of the joints.
- If you use the rod while the joint section is still loose, this may cause breakage.
- If the joint section is stuck together, use a rubber sheet for added grip while twisting away from each other.
- Beware of power cables, overhead power lines or phone lines. The material (carbon) will easily pass through electricity causing serious injury or death.
- If you hear or see lightning approaching while in use, pack the rod away or stay away from the rod. Lightning may strike causing serious injury or death.

Maintenance and storage

- Wash rod with running water to rid of any filth and salt. Then wipe off any excess water.
- If you store your rod without wiping off excess water, this may cause blisters on the blank. Storage in well ventilated are as with no high temperature.
- Please do not leave the rod in your vehicle for long durations in summer. This will cause blisters and warping of the blank.

Contents in this catalog

- Include accurate specifications of rods, written in accordance with the regulations set by the Japanese National Fishing Rod Fair Trade Conference.
- Prices and specifications listed on this catalog may be altered without notice.
- The colors presented in the pictures may differ from the actual color.
- Furthermore, some products are prototype rods in the developmental stage and may differ when it reaches the final product.

Requesting repairs

- Please be aware that personally modified rods will not be covered by warranty (even if it is within the warranty period).
- If you are requesting for repair, please send in the whole rod (not just the section of the breakage).

Repairing and After service

- Please take or send products which is required repairing to sales outlet. At that moment, please send a whole rod (not only the section of the breakage)
- Please be aware that any rod that was personally modified will not be covered by warranty (even if it is under warranty)
- Any repairing that we have judged as changed/tampered the specification or made to order is unacceptable.

About contents on this catalog

- Specifications might be changed without previous notice.
- Some of images on this catalog are proto type so it might be different from actual products.
- Images on this catalog might be different from actual products depend on condition of printing.

BlueCurrent / Light Game Series BlueCurrent Spec

P	Item	Price	JAN CODE	S	C	R	Lt (mm)	CL-Lt (mm)	Wt (g)	Lure	Line	Guide	Reel Seat	Lock nut	Joint	Drag Max	Carbon (%)	Tip (mm)	Butt (mm)	Position (mm)	Suitable reel size
6	New III 53		4560395517782	2	S	1610	835	53		MAX 4.5g※	PE 0.6~0.3 NY・FC1~3lb	SIC-S/ST/K	VSS16	D	Put over	--	91.3	1.3	6.9	240	D:1000~2000 / S:500~C2000
6	New III 510		4560395517805	2	S	1775	915	56		MAX 4.5g※	PE 0.6~0.3 NY・FC1~3lb	SIC-S/ST/K	VSS16	D	Put over	--	91.5	1.3	7.2	295	D:1000~2000 / S:500~C2000
6	New III 63		4560395517812	2	S	1910	985	59		MAX 5g※	PE 0.6~0.3 NY・FC1~3lb	SIC-S/ST/K	VSS16	D	Put over	--	91.6	1.3	7.7	300	D:1000~2000 / S:500~C2000
6	New III 69		4560395517829	2	S	2070	1065	66		MAX 7g※	PE 0.8~0.4 NY・FC1~4lb	SIC-S/ST/K	VSS16	D	Put over	--	91.6	1.3	8.2	350	D:1000~2000 / S:1000~C2000
6	New III 74		4560395517843	2	S	2235	1145	71		MAX 10g※	PE 0.1~0.5 NY・FC1~5lb	SIC-S/ST/K	VSS16	D	Put over	--	92.1	1.3	9.5	360	D:1000~2000 / S:1000~2500
6	III 76 Stream		4560395517935	2	S	2290	1175	81		MAX 12g※	PE 0.3~0.8	SIC-S/ST/K	VSS16	D	Put over	--	96.4	1.5	9.7	360	D:2000 / S:2000~2500
6	New III 71		4560395517850	2	S	2425	1245	81		MAX 11g※	PE 0.2~0.6	SIC-S/ST/K	VSS16	D	Put over	--	91.6	1.4	9.9	380	D:1000~2000 / S:1000~2500
6	New III 82		4560395517867	2	S	2495	1280	83		MAX 20 g ※	PE 0.3~0.8	SIC-S/ST/K	VSS16	D	Put over	--	90.5	1.4	11.2	405	D:2000 / S:2000~2500
8	New III 53B		4560395517799	2	B	1610	835	67		MAX 4.5g※	PE 0.3~0.5 NY・FC3~5lb	SIC-S/ST/K※	PMTS17	D	Put over	--	91.3	1.3	6.5	320	Finess
8	New III 69B		4560395517836	2	B	2070	1065	77		MAX 7g※	PE 0.3~0.6 NY・FC3~6lb	SIC-S/ST/K※	PMTS17	D	Put over	--	91.6	1.3	8.0	380	Finess
8	New III 82B		4560395517874	2	B	2495	1280	93		MAX 20 g ※	PE 0.4~0.8 NY・FC4~10lb	SIC-S/ST/K※	PMTS17	D	Put over	--	90.5	1.4	10.8	445	Finess
10	62TZ NANO JH SP		4560395515955	2	S	1880	965	53		JH ~3g	NY・FC 1~3lb	TZ/Ti/K	VSS16	D	Put over	--	99.8	1.4	6.9	290	D:1000~2000 / S:1000~C2000
10	67TZ NANO JH SP		4560395517232	2	S	2020	1035	61		JH~5g / Plug~3.5g	PE~0.4 / NY・FC1~3lb	TZ/Ti/K	VSS16	D	Put over	--	99.8	1.3	7.9	340	D:1000~2000 / S:1000~C2000
10	71TZ NANO JH SP		4560395517249	2	S	2175	1115	63		JH0.3~5g/Rig~7g/Plug1.6~4.5g	PE~0.4 / NY・FC1~4lb	TZ/Ti/K	VSS16	D	Put over	--	99.7	1.4	8.7	343	D:1000~2000 / S:1000~C2000
10	72TZ NANO Jig SP		4560395513913	2	S	2185	1125	70		Jig 1.5~15g	PE 0.3~0.8	TZ/Ti/K	VSS16	D	Put over	--	99.3	1.5	9.8	350	D:2000 / S:2000~C2500
10	77TZ NANO Stream SP		4560395513920	2	S	2310	1190	74		Plug 2~9g / Rig 1.5~13g	PE 0.3~0.8	TZ/Ti/K	VSS16	D	Put over	--	99.3	1.6	10.4	370	D:2000 / S:2000~C2500
10	83TZ NANO Flex		4560395517256	2	S	2520	1290	73		JH0.8~5g/Rig1.8~10.5g/Plug1.5~8g	PE 0.2~0.6	TZ/Ti/K	VSS16	D	Put over	--	99.8	1.4	10.4	407	D:2000 / S:2000~C2500
10	85TZ NANO All Range		4560395515276	2	S	2570	1315	80		3~21g	PE 0.4~1	TZ/Ti/K	VSS16	D	Put over	--	99.7	1.6	11.2	395	D:2000~2500 / S:C2000~2500
10	93TZ NANO All Range		4560395517263	2	S	2825	1440	90		3~21g	PE 0.4~1	TZ/Ti/K	VSS16	D	Put over	--	99.7	1.6	12.7	420	D:2500 / S:2500~C3000

BattleWhip IKA-METAL / Boat IKA-METAL Series Spec

14	New TR63/N		4560395517737	2	S	1920	975	75	30~60g / Depth 20~50m	PE 0.4~0.8	SIC-S/ST/K※	VSS16	D	Put over	--	95.2	0.8	8.5	380	D:2000~2500 / S:2500~C3000
14	New TR73/S		4560395517751	2	S	2225	1145	83	20~40g / Depth ~30m	PE 0.4~0.8	SIC-S/ST/K※	VSS16	D	Put over	--	95.1	0.8	9.6	390	D:2500 / S:2500~C3000
14	New TR69/D		4560395517744	2	S	2075	1060	80	50~80g / Depth 40~90m	PE 0.6~1	SIC-S/ST/K※	VSS16	D	Put over	--	95.3	0.8	9.5	380	D:2500~3000 / S:C3000~4000
14	New IM69S		4560395517911	2	S	2070	1060	84m	Egi MAX 25(90g)	PE 0.4~0.8	SIC-S/ST/K※	VSS16	D	Put over	--	89.1	0.8	8.0	585	D:2500 / S:2500~C3000
14	New IM69B		4560395517928	2	B	2070	1060	103m	Egi MAX 30(110g)	PE 0.4~0.8	SIC-S/ST/K※	VSS16	D	Put over	--	89.1	0.8	7.8	620	D:100~200 / S:100~200
14	New OR72/C		4560395517904	2	S	2190	1125	99	Cast MAX 40(150g)	Max PE 1	SIC-S/ST/K	VSS16	D	Put over	--	85.6	1.7	9.6	540	D:2500~3500 / S:C3000~C5000

Mebius / Eging Series Spec

16	710L		4560395516549	2	S	2390	1225	84	Egi 1.8~3.5(~21g)	PE 0.3~0.6	SIC-S/ST/K	VSS16	D	Put over	--	96.4	1.5	9.3	385	D:2500 / S:2500~C3000
16	88L		4560395516556	2	S	2645	1350	93	Egi 2.5~3.5(~21g)	PE 0.4~0.8	SIC-S/ST/K	VSS16	D	Put over	--	96.5	1.5	10.3	405	D:2500 / S:C3000
16	85ML		4560395516563	2	S	2555	1305	93	Egi 2.5~3.5(~24g)	PE 0.5~0.8	SIC-S/ST/K	VSS16	D	Put over	--	96.5	1.6	10.9	415	D:2500 / S:C3000
16	79M		4560395516570	2	S	2365	1210	89	Egi 2.5~4(~28g)	PE 0.5~1	SIC-S/ST/K	VSS16	D	Put over	--	96.5	1.7	10.4	470	D:2500 / S:C3000
16	86M		4560395516587	2	S	2595	1325	98	Egi 2.5~4(~30g)	PE 0.5~1	SIC-S/ST/K	VSS16	D	Put over	--	96.6	1.7	11.7	420	D:2500 / S:C3000
16	83MH		4560395516594	2	S	2515	1285	98	Egi 3~4.5(~35g)	PE 0.6~1.2	SIC-S/ST/K	VSS16	D	Put over	--	96.6	1.8	12.0	415	D:2500 / S:C3000

Calista / Eging Series Spec

18	86L TZ NANO		4560395515016	2	S	2582	1325	93	Egi 2.5~3.5	PE 0.4~0.8	TZ/Ti/K※	VSS16	D	Spigot	--	99.8	1.6	10.2	410	D:2500 / S:C3000
18	82ML TZ NANO		4560395515023	2	S	2500	1285	95	Egi 2.5~3.5	PE 0.5~1	TZ/Ti/K※	VSS16	D	Spigot	--	99.8	1.7	10.8	415	D:2500 / S:C3000
18	89ML TZ NANO		4560395515047	2	S	2672	1365	100	Egi 2.5~3.5	PE 0.5~1	TZ/Ti/K※	VSS16	D	Spigot	--	99.8	1.8	11.7	425	D:2500 / S:C3000
18	710M TZ NANO		4560395515368	2	S	2395	1225	100	Egi 2.5~4	PE 0.6~1	TZ/Ti/K※	VSS16	D	Spigot	--	99.8	1.8	11.1	420	D:2500 / S:C3000
18	82M TZ NANO		4560395516525	2	S	2485	1280	98	Egi 2.5~4	PE 0.6~1	TZ/Ti/K※	VSS16	D	Spigot	--	99.8	1.8	11.5	420	D:2500 / S:C3000
18	86M TZ NANO		4560395515030	2	S	2575	1325	99	Egi 2.5~4	PE 0.6~1	TZ/Ti/K※	VSS16	D	Spigot	--	99.8	1.8	12.1	425	D:2500 / S:C3000

BlueSniper / Shore Casting Series Spec

22	New 103L PlugSpecial		4560395517423	2	S	3135	1600	240	Jig~40g/Plug15~40g	Max PE 2	SIC-S/ST/K	DPS18	U	Spigot	4kg/45°	99.6	2.1	14.8	660	D:3500~4000/S:4000~6000
22	96ML		4560395515986	2	S	2935	1500	223	Jig~60g/Plug~40g	Max PE 2	SIC-S/ST/K	DPS18	U	Spigot	3kg/45°	99.8	2.5	14.5	660	D:3000~3500/S:4000~6000
22	100M		4560395515993	2	S	3070	1570	245	Jig~80g/Plug~50g	Max PE 3	SIC-S/ST/K	DPS18	U	Spigot	4.5kg/45°	99.8	2.6	16.4	660	D:3000~4000 / S:4000~8000
22	97MMH		4560395516006	2	S	2950	1515	296	Jig~100g/Plug~60g	Max PE 4	SIC-S/ST/K+OC	DP520	U	Spigot	6kg/45°	99.8	2.9	16.1	740	D:4000~4500/S:6000~8000
22	100MMH		4560395516013	2	S	3070	1575	307	Jig~120g/Plug~80g	Max PE 4	OC	DP520	U	Spigot	6kg/45°	99.8	3.3	16.8	740	D:4500 / S:6000~10000
22	106H PlugSpecial		4560395516037	2	S	3215	1650	325	Jig~130g/Plug~100g	Max PE 5	OC	DP520	U	Put over	8kg/45°	99.6	2.9	17.6	740	D:5000~5500/S:8000~14000
22	910H		4560395516020	2	S	3030	1550	326	Jig~150g/Plug~120g	Max PE 5	OC	DP520	U	Spigot	8kg/45°	99.8	3.0	17.0	740	D:5000~5500/S:8000~14000

Early / Seabass & Flatfish Series Spec

25	103M for SURF		4560395517089	2	S	3150	1610	174	8~42g	PE 0.8~1.5	SIC-S/ST/K	DPS18	U	Put over	--	94.2	1.7	14.1	555	D:3000~3500 / S:4000~C5000
25	109MMH for SURF		4560395517096	2	S	3295	1690	195	8~50g	PE 1~2	SIC-S/ST/K	DPS18	U	Put over	--	95.6	2.1	16.3	565	D:3000~4000 / S:4000~C5000
25	105MMH for SURF		4560395517102	2	S	3180	1630	192	10~50g	PE 1~2	SIC-S/ST/K	DPS18	U	Put over	--	95.9	1.8	14.8	570	D:3000~4000 / S:4000~C5000
26	95ML		4560395514040	2	S	2855	1465	147	7~28g	PE 0.8~1.5	SIC-S/ST/K	VSS16※	U	Put over	--	95.6	1.7	11.5	550	D:2500~3000 / S:C3000~4000
26	92XML		4560395514057	2	S	2780	1425	147	7~32g	PE 0.8~2	SIC-S/ST/K	VSS16※	U	Put over	--	95.6	1.7	11.4	535	D:2500~3000 / S:C3000~4000
26	81M		4560395515146	2	S	2475	1275	130	6~32g	PE 0.8~1.5	SIC-S/ST/K	VSS16※	U	Put over	--	95.6	1.7	10.4	520	D:2500 / S:2500~C3000
26	86M		4560395515153	2	S	2580	1325	142	6~32g	PE 0.8~1.5	SIC-S/ST/K	VSS16※	U	Put over	--	95.6	1.7	10.9	540	D:2500 / S:C3000
26	96M		4560395515160	2	S	2895	1485	170	7~35g	PE 0.8~2	SIC-S/ST/K	VSS17※	U	Put over	--	94.6	1.7	12.5	570	D:3000 / S:3000~4000
26	100M		4560395514064	2	S	3055	1570	187	10~35g	PE 1~2.5	SIC-S/ST/K	DPS18※	U	Put over	--	94.7	1.8	13.2	590	D:3000 / S:3000~4000
26	102MH		4560395514071	2	S	3100	1585	213	12~50g	PE 1.2~3	SIC-S/ST/K	DPS18※	U	Put over	--	96.5	2.1	13.6	625	D:3000~3500 / S:4000
26	98H		4560395514088	2	S	2935	1505	224	18~60g	PE 1.5~3	SIC-S/ST/K	DPS18※	U	Put over	--	96.6	2.5	13.2	600	D:3500~4000 / S:4000~5000

Ballistic / Seabass & Flatfish Series Spec

28	86M TZ NANO		4560395515207	2	S	2605	1330	122	6~32g	PE 0.8~1.5	TZ/Ti/K※	VSS16	U	Spigot	--	99.8	1.6	10.5	475	D:2500~3000/S:C3000~4000
28	94M TZ NANO		4560395515214	2	S	2850	1455	143	6~35g	PE 0.8~1.5	TZ/Ti/K※	VSS16	U	Spigot	--	99.8	1.8	11.7	480	D:2500~3000/S:C3000~4000
28	96MMH TZ NANO		4560395515221	2	S	2910	1485	151	8~38g	PE 1~2	TZ/Ti/K※	VSS17	U	Spigot	--	99.8	2.0	12.2	495	D:3000 / S:3000~4000
28	102MH TZ NANO		4560395515238	2	S	3110	1590	177	8~42g	PE 1~2	TZ/Ti/K※	VSS17	U	Spigot	--	99.8	2.3	15.0	510	D:3000~3500 / S:4000
29	810ML RC NANO (B)		4560395516112	2	B	2695	1375	134	7~32g	PE 0.8~1.5	SIC-S/Ti/K	ACS16	D	Spigot	--	99.8	2.0	11.1	485	--
29	93M NANO (B)		4560395515122	2	B	2830	1445	159	8~42g	PE 1~2	SIC-S/Ti/K	ACS17	D	Spigot	--	99.8	2.4	13.0	505	--
29	103MH NANO (B)		4560395516129	2	B	3135	1600	191	10~45g	PE 1.5~2.5	SIC-S/Ti/K	ACS17	D	Spigot	--	99.8	2.1	14.8	555	--
29	HIRA 107M TZ NANO		4560395516143	2	S	3230	1650	196	7~40g	Max PE 1.5	TZ/Ti/K※	DP518※	U	Spigot	--	99.6	2.2	16.6	585	D:3000~3500 / S:4000
29	HIRA 107MH TZ NANO		4560395515245	2	S	3230	1650	198	7~45g	Max PE 2	TZ/Ti/K※	DP518※	U	Spigot	--	99.7	2.0	15.4	755	D:3000~3500 / S:4000
29	HIRA 11MH TZ NANO		4560395515252	2	S	3360	1720	228	8~50g	Max PE 2.5	TZ/Ti/K※	DP518※	U	Spigot	--	99.8	2.4	16.9	680	D:3500~4000/S:4000~6000