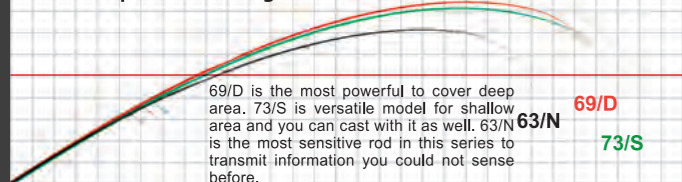


BattleWhip TR

Comparison image
By models • By weight


These are comparison image of BattleWhip TR series. The image below is comparison of 3 models and the others are comparison which are loaded 50g/100g/200g on tip section of each models.

BattleWhip TR Load 200g



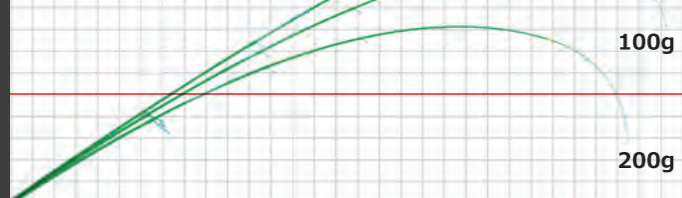
BattleWhip TR 63/N comparison by weight of loading

TR63/N have high sensitivity and ability of manipulation. You will feel moderate stiffness on blanks. Even you are fishing on tough situations, it will tell you vital information visually and transmit you slightly touch of squid sensuously.



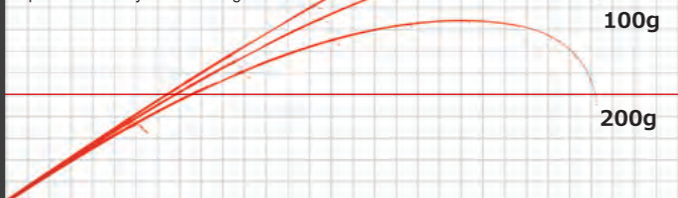
BattleWhip TR 73/S comparison by weight of loading

The longest carbon solid section is loaded and it will tell you vital information even you are fishing on wavy condition. And also, mildest model in this series.



BattleWhip TR 69/D comparison by weight of loading

Although TR69/D is for deep area and rapid current, you can handle it comfortably. Of course, you can use it with heavy weight of egi to get faster speed of fall as you have imagined.

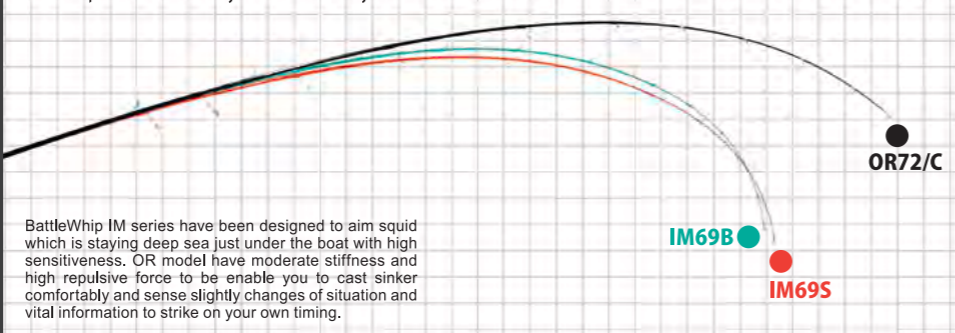


BattleWhip IM & OR

Load 130g→

These are comparison image of BattleWhip IM & OR which are loaded 130g weight on tip section. Although same blanks are used for spinning and overhead, you might feel that overhead is little stiffer than spinning because of specification of components. Although IM series have been loaded carbon solid tip, OR model have been loaded tubular tip to be enable you to cast with underhand comfortably.

BattleWhip IM & OR / Bending Curve / Load 130g

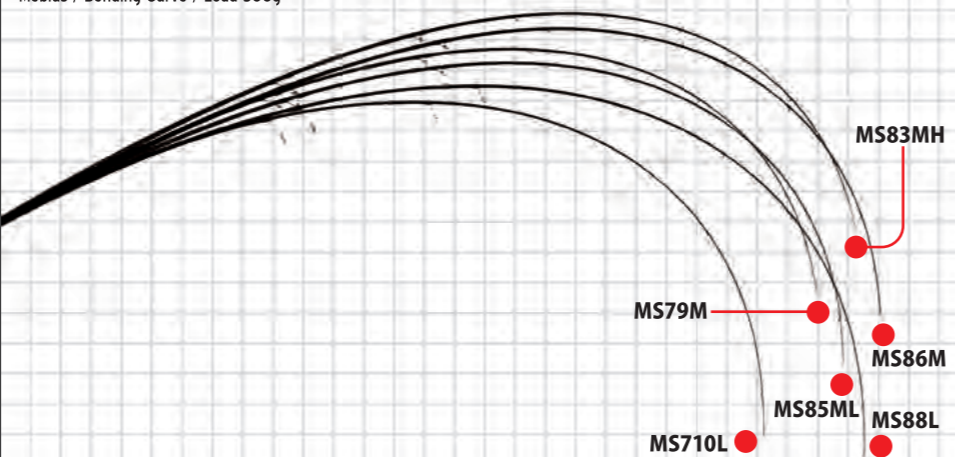


Mebius

Load 500g→

These are comparison images of Mebius series which are loaded 500g weight on tip. Mebius series have been loaded more flexibility than calista series to get more versatility and usability. We have focused on cast feeling of Mebius series. Wide range of release point and repulsive force will provide you excellent feeling and distance of cast. Comfortability of casting and toughness as eging rod are directly linked to versatility for aiming at various target. Enough versatility that to be used for horse mackerel, rockfish, black sea bream, seabass or light jigging game is hidden in those blanks.

Mebius / Bending Curve / Load 500g

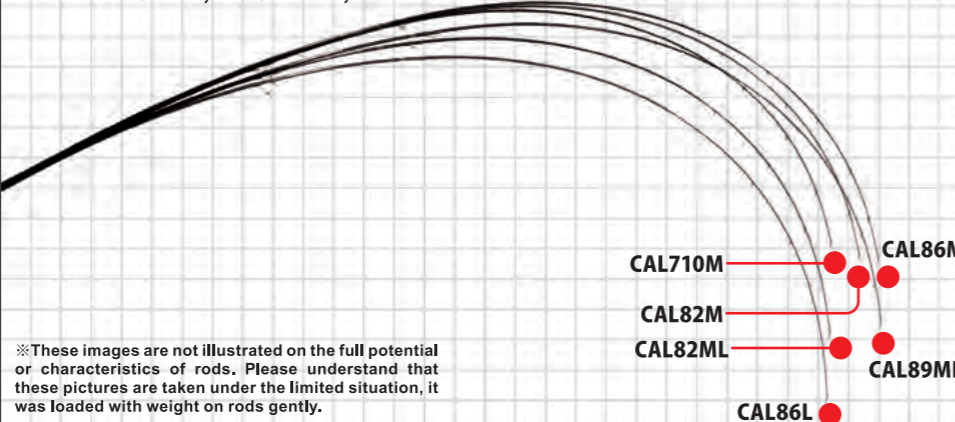


Calista TZ NANO

Load 500g→

Although Calista series have been loaded flexibility and lightness. Also, repulsive force that has been loaded on blanks is much stronger than Mebius series. Even though 3 type of M class in this series, those are classified by situations of eging scene and size of squid. All of them bend well even a small amount of input and reshape itself speedy and powerfully. If you aim squid over 3kg mainly, 82M, 86M are recommended. Other power class will cover small size of squid Up to 2kg.

Calista TZ NANO / Bending Curve / Load 500g



Shore Casting

BLUESNIPER
Extreme Shore-Casting Strategy

EARLY
Ballistick

During recent years, lures have been developed rapidly to get more distance and that is exactly required by anglers who fish on the field where fish is feeding further than before.

It might be able to say that also the way of fishing has to be changed to adjust nature environment which is changing drastically.

Because the event of ecology as such as unsettled spawning season and changes of habitat range because of increasing temperature of water are definitely going on.

Basically, lure fishing is to get reaction bite and it is important that you find spot where the fish is and have to deliver lure directory. There is no way to approach the fish while appealing to its feeding habit without using natural bait.

So, lure fishing game that you have to find fish first is necessary to cast further for getting more chance to reach target especially in recent environment which is changing way faster than you have experienced.

Find bait fish or target fish in extensive fishing area...

Although it's like looking for a needle in the haystack and besides through thread into the hole, we believe that this is the essence of lure fishing.

Further than before...

More accurately than ever...

As long as we pursue these elements for shore casting rod, we believe that we can get excellent result which we have dreamed of.



BLUESNIPER

Extreme Shore-Casting Strategy

BlueSniper / for Blue runner / 7 Line up
Target / Kingfish · Yellowtail · Amberjack

BlueSniper shore casting series have been loaded sharpness, Lightness and high usability while taking advantage of NANOALLOY® technology from TORAY. ML class which is suited to light weight of minnows or sinking pencil, H class to manipulate up to 200mm of diving pencil and jigs over 100g. The potentials which are hidden in blanks of these 7 models include 103L which is loaded sensitivity and power added for line up as a Light class concept to manipulate lures for seabass will enable you to cover various situations and field without losing initiative of anglers. Remarkable characteristics of these series are flexibility and sensitiveness of tip section to make lures swim more like real fish, and toughness of butt section to pull heavy fish up to surface while applying the good amount of pressure on fish.

Which means that we have pursued basic performance as shore casting rod. Win some, lose some...it is depend on judgement you have made at crucial phase. This BlueSniper shore casting series has been designed as a rod which will support you to make a right decision to land memorial fish.

●About light class concept

Although "L" on the 103 as Light class concept, more power on butt section is loaded than 96ML. Light class concept stands for that have enough power on butt section as M class with lightness feeling when you manipulate even small lure. Blanks will absorb the impact while bending nicely so you can use fine line when you are required to cast small lure. 10kg of yellow tail will be under controlled with it.



New BlueSniper 103L PlugSpecial Light Class Concept



Grip a.475mm b.630mm

Lure: **Jig ~40g / Plug 15~40g** Line: MAX PE 2 DragMax: 4kg/45°
 Length: 3135mm(CL:1600mm) Weight: 240g Price:

Guide: SiC-S stainless frame K guide(Fuji) Section: 2pcs (Spigot Ferrule)
 Reel Seat: DPS18 (Fuji) Suitable reel size D:3500~4000 / S:4000~6000

BlueSniper 96ML NANO Concept



Grip a.480mm b.635mm

Lure: **Jig ~60g / Plug ~40g** Line: MAX PE 2 DragMax: 3kg/45°
 Length: 2935mm(CL:1500mm) Weight: 223g Price:

Guide: SiC-S stainless frame K guide(Fuji) Section: 2pcs (Spigot Ferrule)
 Reel Seat: DPS18 (Fuji) Suitable reel size D:3000~3500 / S:4000~6000

This is medium light shore jigging rod to aim small sized of yellowtail, amberjack and cero. This would be suited jigs around 40g, minnow around 10cm~14cm from break water or surf. You can handle it like a seabass rod but huge butt power is hidden in blank itself to keep even mid-sized Blue Runner under control. You can manipulate not only metal jig or minnow but also sinking pencil bait or vibration to have an advantage on situations that you are faced out there.



BlueSniper 100M NANO Concept



Grip a.480mm b.635mm

This is the mid power model which have been loaded toughness and lightness to aim blue runner around 3kg from pier or surf. You can take advantage of its length to aim fish that feeding in the distance with high accuracy. If you are going to fish at field where current flows rapidly and fish have caught tide, you can still keep it under control with this 100M. Even you are in a severe situation you will be able to have an advantage on fighting with monster fish.

Lure: **Jig ~80g / Plug ~50g** Line: MAX PE 3 DragMax: 4.5kg/45°
 Length: 3070mm(CL:1570mm) Weight: 245g Price:

Guide: SiC-S stainless frame K guide (Fuji) Section: 2pcs (Spigot Ferrule)
 Reel Seat: DPS18 (Fuji) Suitable reel size D:4000 / S:6000~8000

BlueSniper 97MMH NANO Concept



Grip a.500mm b.710mm

BlueSniper 97MMH which is well tuned with flexible tip and powerful butt. It enable you to manipulate jig and plug at your will without failure thanks to its nice and flexible tip section. Especially when you use jig, it will reduce physical burden of angler thanks to its length. Yet 97MMH works well for Blue Runner around 3~5kg, you can fight against to even over 5kg without anxious because of its tough and tenacity butt section.

Lure: **Jig ~100g / Plug ~60g** Line: MAX PE 4 DragMax: 6kg/45°
 Length: 2950mm(CL:1515mm) Weight: 296g Price:

Guide: SiC-S stainless frame K guide+SiC Ocean guide(Fuji) Section: 2pcs (Spigot Ferrule)
 Reel Seat: DPS20 (Fuji) Suitable reel size D:4000~4500 / S:6000~8000

BlueSniper 100MH NANO Concept



Grip a.500mm b.710mm

This is the standard of New BlueSniper to aim Blue Runner around 4~5kg. If you fish with jig around 80~100g, plug around 60g we recommend you to choose this 100MH. Flexible tip section which have ability to manipulate lure sensitively and aggressively. Breathtaking butt power enable you to pull the monster fish up from bottom of the sea. This have been well balanced as all round model to cast and manipulate jig or plug at high level.

Lure: **Jig ~120g / Plug ~80g** Line: MAX PE 4 DragMax: 6kg/45°
 Length: 3070mm(CL:1575mm) Weight: 307g Price:

Guide: SiC Ocean guide(Fuji) Section: 2pcs (Put over Ferrule)
 Reel Seat: DPS20 (Fuji) Suitable reel size D:4500 / S:6000~10000

BlueSniper 106H PlugSpecial NANO Concept



Grip a.500mm b.710mm

This is the specialized model to manipulate plugs without any failure. You can cast even big diving pencil bait sized around 200mm, and also you can manipulate jigs up to 130g without any stress. Even when you try to aim Blue Runner that over 10kg from rough field as such as rocky shore or else, this 106H PS is going to be a huge advantage thanks to sensitiveness and lifting power which is attributable to NANOALLOY® technology from TORAY.

Lure: **Jig ~130g / Plug ~100g** Line: MAX PE 5 DragMax: 8kg/45°
 Length: 3215mm(CL:1650mm) Weight: 325g Price:

Guide: SiC Ocean guide(Fuji) Section: 2pcs (Put over Ferrule)
 Reel Seat: DPS20 (Fuji) Suitable reel size D:5000~5500 / S:8000~14000

BlueSniper 910H NANO Concept




Grip a.500mm b.710mm

This is the model which is tuned power and length perfectly to manipulate jig as you wish while reducing burden of anglers. You can cast heavy jig around 150g easily and when you fish at field where you are required skill and technique as such as deep, rough and current runs rapidly, you will be able to land even yellow fin tuna from shore thanks to that potential hidden inside of blanks. This is the one for angler who fish with jig mainly or looking for specialized model for metal jigs.

Lure: **Jig ~150g / Plug ~120g** Line: MAX PE 5 DragMax: 8kg/45°
 Length: 3030mm(CL:1550mm) Weight: 326g Price:

Guide: SiC Ocean guide(Fuji) Section: 2pcs (Spigot Ferrule)
 Reel Seat: DPS20 (Fuji) Suitable reel size D:5000~5500 / S:8000~14000

BLUESNIPER Icons



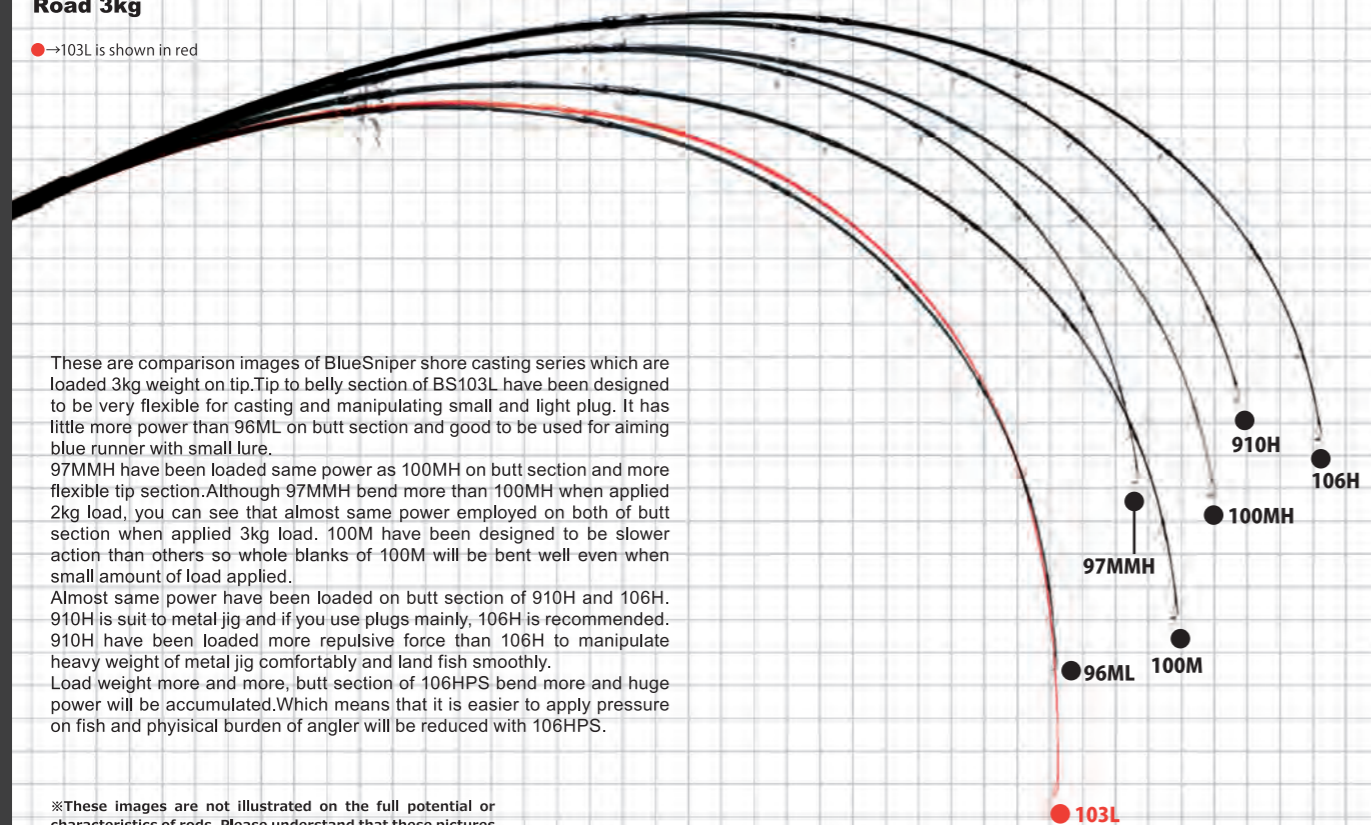
Main is shown in Red · Substitute is shown in Blue

BlueSniper Shore-Casting

BlueSniper Shore-Casting / Bending Curve / Load 3kg

Road 3kg

→103L is shown in red



These are comparison images of BlueSniper shore casting series which are loaded 3kg weight on tip. Tip to belly section of BS103L have been designed to be very flexible for casting and manipulating small and light plug. It has little more power than 96ML on butt section and good to be used for aiming blue runner with small lure.

97MMH have been loaded same power as 100MH on butt section and more flexible tip section. Although 97MMH bend more than 100MH when applied 2kg load, you can see that almost same power employed on both of butt section when applied 3kg load. 100M have been designed to be slower action than others so whole blanks of 100M will be bent well even when small amount of load applied.

Almost same power have been loaded on butt section of 910H and 106H. 910H is suit to metal jig and if you use plugs mainly, 106H is recommended. 910H have been loaded more repulsive force than 106H to manipulate heavy weight of metal jig comfortably and land fish smoothly.

Load weight more and more, butt section of 106HPS bend more and huge power will be accumulated. Which means that it is easier to apply pressure on fish and physical burden of angler will be reduced with 106HPS.

※These images are not illustrated on the full potential or characteristics of rods. Please understand that these pictures are taken under the limited situation, it was loaded with weight on rods gently.



EARLY For Surf

EARLY / Surf Game Series / 3 Line up
Target / Flatfish · Seabass · Black fin seabass · Small sized Blue-Runner



We have developed 3 types of new EARLY which are 103M, 105MH and 109MMH for fishing on sandy or rocky beach. We have focused on ability of long distance cast, lightness to keep your concentration higher and strength to deliver heavy jig farther than you think.

Of course these are good to be used for flat fish with minnow, metal jig or jig head on surf, also suits to black fin seabass or blue runner from surf.

Additionally, these three will work for tougher situation such as light shore jigging to aim blue runner, black fin seabass from rocks. Although these are perfect for surf fishing, you can fish on various situations and fields to aim many kind of target with these 3 kind of new face.

We believe that you will be able to hunt big one which might be hiding the spot where you could not reach.

EARLY 103M



Grip a.420mm b.525mm

If you wish to cast and manipulate various kind of lures as such as minnow 9cm class, sinking pencil minnow 40g, jig minnow or jig head, this EARLY 103M is going to be enable you to fish comfortably thanks to that excellent casting feel. As long as you have loaded power on blanks even small amount, you can get enough distance without losing energy and concentrations. This 103M can be handled by any level and type of anglers for sure.

Lure: 8~42g Line: PE 0.8~1.5
Length: 3150mm(CL:1610mm) Weight: 174g Price:
Guide: SiC-S stainless frame K guide (Fuji) Section:2pcs (Put over Ferrule)
Reel seat: DPS18(Fuji) Suitable reel size D:3000~3500 / S:4000~C5000

EARLY 109MMH



Grip a.430mm b.535mm

109MMH have been loaded specialized ability to deliver plugs much farther than you can imagine even if its small or big plugs. Flexible and sensitive tip section will be enable you to not only cast light lure easily but also sense slightly changes of current or situations of bottom sea even in night time. You can handle plug around 45g without any stress as same as 105MH, so please take this 109MMH to aim seabass or black fin seabass from rocky or sandy beach.

Lure: 8~50g Line: PE 1~2
Length: 3295mm(CL:1690mm) Weight: 195g Price:
Guide: SiC-S stainless frame K guide (Fuji) Section:2pcs (Put over Ferrule)
Reel seat: DPS18(Fuji) Suitable reel size D:3000~4000 / S:4000~C5000

EARLY 105MH



Grip a.435mm b.540mm

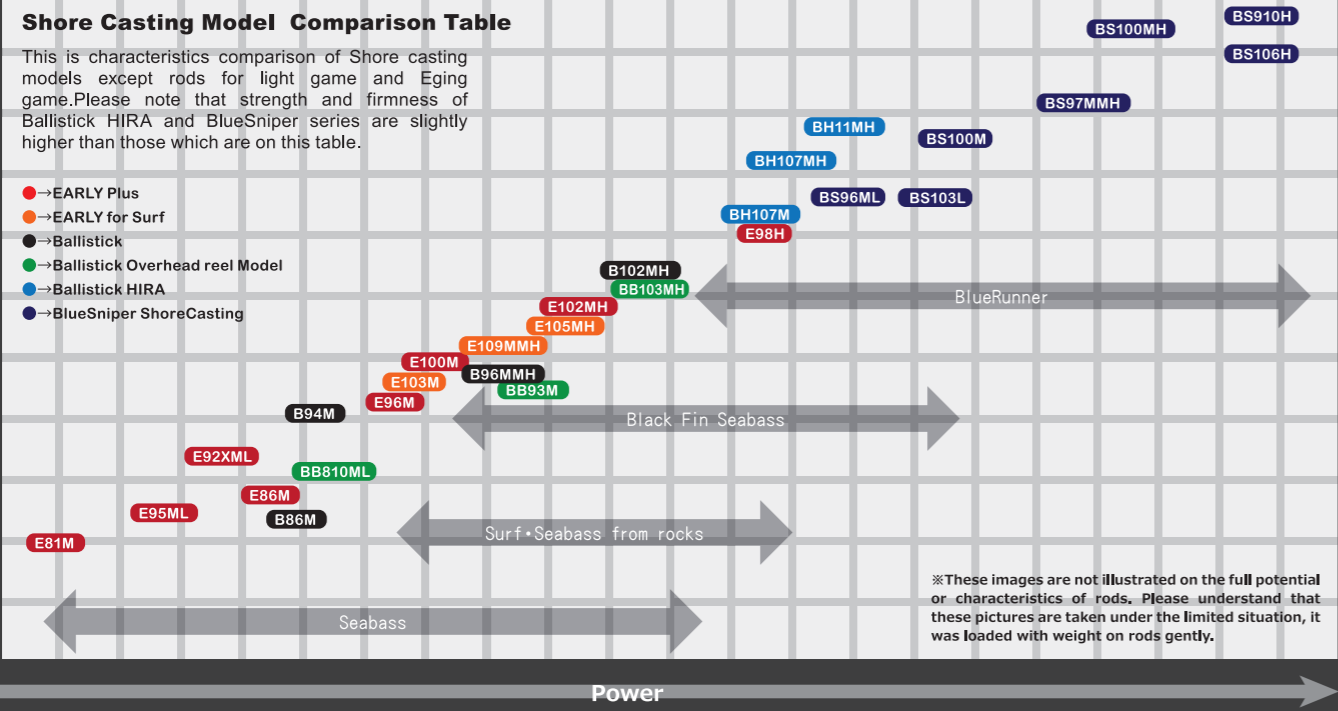
This 105MH have most powerful blanks of new 10ft series to deliver 50g of lure farther than ever you have reached. Especially the butt section of 105MH have been loaded huge power to launch heavy lure farther than your expectations and also to keep big target under control without losing initiative. High versatility employed to blanks for target as such as seabass, black fin seabass, or blue runner from rocky and sandy beach, rocks or piers.

Lure: 10~50g Line: PE 1~2
Length: 3180mm(CL:1630mm) Weight: 192g Price:
Guide: SiC-S stainless frame K guide (Fuji) Section:2pcs (Put over Ferrule)
Reel seat: DPS18(Fuji) Suitable reel size D:3000~4000 / S:4000~C5000

Shore Casting Model Comparison Table

This is characteristics comparison of Shore casting models except rods for light game and Eging game. Please note that strength and firmness of Ballistic HIRA and BlueSniper series are slightly higher than those which are on this table.

- EARLY Plus
- EARLY for Surf
- Ballistic
- Ballistic Overhead reel Model
- Ballistic HIRA
- BlueSniper ShoreCasting



※These images are not illustrated on the full potential or characteristics of rods. Please understand that these pictures are taken under the limited situation, it was loaded with weight on rods gently.



EARLY Plus

EARLY Plus / Seabass Series/ 8 Line up
Target / Seabass · Flatfish · Hair-tail · Small sized Blue-Runner

EARLY Plus for Seabass game which have been highly regarded since it have been released because of that cost performance as fishing rod that is proudly made in Japan without any compromises. Every single Blank which is produced by YAMAGA Blanks is designed to pursue the lightness, the ability of casting and toughness as a reliable tool for fishing.

95ML and 92XML is basic model for seabass at river mouth, mudflats and port.

If you give the aggressive action to jig head or vibration for aiming not only seabass but also hairtail, 81M and 86M will be recommended.

96M, 100M and 102MH have ability to get distance for the fishing on sandy beach or rocky shore.

98H is most powerful model in this series to cover not only lunker seabass but also blue runner from rocky shore.

The characteristic of EARLY Plus is blanks which have been applied sharpness and tenaciousness. Butt power of all models in this series are little more powerful than usual to adjust various situation of shore casting game which diversify day by day.

EARLY Plus 95ML



Early+ 95ML is the best model to explore the huge area like mudflats, river mouth or surf. To search the pin spot of changes of landscape or explore the sea current widely, this is the perfect rod for search game in an open area. Although this is ML class rod, it has been loaded with enough power on the butt section to make large size class sea bass under control, which means, it is strong enough to fight a big fish from rocks or surf.

Lure: 7~28g Line: PE 0.8~1.5
Length: 2855mm(CL:1465mm) Weight: 147g Price:
 Guide: SiC-S stainless frame K guide(Fuji) Section:2pcs (Put over Ferrule)
 Reel seat: VSS16/BACK STOP Double Nut(Fuji) Suitable reel size D:2500~3000 / S:C3000~4000

EARLY Plus 92XML



Early+ 92XML have blanks which has been combined with sensitiveness and high resilience tip with persistence and tough butt section. This has been loaded more power than 95ML in order to aim the large size sea bass at the field where the current is running rapidly like large river, river mouth or straits. The large sea bass and many other big ones has been caught with this 92XML. This could be called a ranker hunter.

Lure: 7~32g Line: PE 0.8~2
Length: 2780mm(CL:1425mm) Weight: 147g Price:
 Guide: SiC-S stainless frame K guide(Fuji) Section:2pcs (Put over Ferrule)
 Reel seat: VSS16/BACK STOP Double Nut(Fuji) Suitable reel size D:2500~3000 / S:C3000~4000

EARLY Plus 81M



This has been tuned as special model not only for Seabass but also for Hair-tail from shore. We have designed this well balanced model to keep jig head under control and jerking with a steady rhythm. Tip and belly section which have gotten flexibility and high sensitivity will help you to manipulate minnow around 12~14 cm when you aim at trophy size of Seabass.

Lure: 6~32g Line: PE 0.8~1.5
Length: 2475mm(CL:1275mm) Weight: 130g Price:
 Guide: SiC-S stainless frame K guide(Fuji) Section:2pcs (Put over Ferrule)
 Reel seat: VSS16/BACK STOP Double Nut Suitable reel size D:2500 / S:2500~C3000

EARLY Plus 86M



This is the one that enable angler to manipulate vibration without any stress and to feel good response when you are jerking minnow hard. We have designed this model to manipulate lures which you can sense the feeling of resistance of water when you retrieve it without any stress. Of course it have been loaded high sensitivity to sense the feeling of small contact while you are manipulating lure.

Lure: 6~32g Line: PE 0.8~1.5
Length: 2580mm(CL:1325mm) Weight: 142g Price:
 Guide: SiC-S stainless frame K guide(Fuji) Section:2pcs (Put over Ferrule)
 Reel seat: VSS16/BACK STOP Double Nut Suitable reel size D:2500 / S:C3000

EARLY Plus 96M



This has been designed to be fished on surf or mouth of large river and it have been loaded enough power and speed on blanks to cast heavy lures such as metal vibration or heavy jig head in against wind. We think that you will be able to feel it has not only enough toughness on butt section to keep fish under control even in backwash. And you will be able to do light jigging from shore using metal jig which is up to 35g with it.

Lure: 7~35g Line: PE 0.8~2
Length: 2895mm(CL:1485mm) Weight: 170g Price:
 Guide: SiC-S stainless frame K guide(Fuji) Section:2pcs (Put over Ferrule)
 Reel seat: VSS17/BACK STOP Double Nut Suitable reel size D:3000 / S:3000~4000

EARLY Plus 100M



Early+ 100M is the best to be used at the field where long distance casting is required like rocks, dikes, surf or large rivers. Although it has gotten enough power on the blanks to cast minnow over 14cm or like heavy vibration, it has also got high level of sensitivity. Although it have length, you will not feel that it have 10ft length.

Lure: 10~35g Line: PE 1~2.5
Length: 3055mm(CL:1570mm) Weight: 187g Price:
 Guide: SiC-S stainless frame K guide(Fuji) Section:2pcs (Put over Ferrule)
 Reel seat: DPS18/BACK STOP Double Nut Suitable reel size D:3000 / S:3000~4000

EARLY Plus 102MH



This is a long length rod for not only large sized sea bass but also for black fin sea bass or small sized blue runner. 102MH has been designed for the game where you may require to cast large plugs long distance or light shore jigging game that you can manipulate jigs around 50g rhythmically. This is the powerful model with tough butt section which will enable anglers to stop the large sizes on the last-ditch effort.

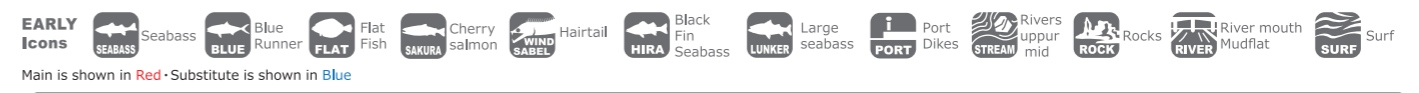
Lure: 12~50g Line: PE 1.2~3
Length: 3100mm(CL:1585mm) Weight: 213g Price:
 Guide: SiC-S stainless frame K guide(Fuji) Section:2pcs (Put over Ferrule)
 Reel seat: DPS18/BACK STOP Double Nut Suitable reel size D:3000~3500 / S:4000

EARLY Plus 98H



Early+ 98H will be able to cover the situations where you use big bait, metal jig or large lures like top plug for bluerunner. This is the most powerful model of Early+ series that enables anglers to pull out large sized sea bass from wave dissipating block, to fight against Blue runner around 5kg. Although it has gotten the power like once you fish with it you will feel the lightness and sharpness of it.

Lure: 18~60g Line: PE 1.5~3
Length: 2935mm(CL:1505mm) Weight: 224g Price:
 Guide: SiC-S stainless frame K guide(Fuji) Section:2pcs (Put over Ferrule)
 Reel seat: DPS18/BACK STOP Double Nut Suitable reel size D:3500~4000 / S:4000~5000



Differences between EARLY for SURF and EALY Plus EARLY for SURF have been added in 2018 with new techniques of designing to be specialized for distance casting. Although EARLY Plus have been designed for seabass game, there are some models for the game on sandy beach. If you need more distance with sharper casting feel, please go for EARLY for SURF.



Ballistick

Ballistick

Target/ Seabass · Flatfish · Black fin Seabass / 10 Line up

Ballistick series are flag ship model of shore casting series. 4 models for spinning as basic series, 3 models for overhead reel, and 3 models for black fin seabass are lined up. All of these 10 models have been applied NANOALLOY technology to provide you sharpness on casting and toughness on fighting. Basic models of spinning series will cover river game to surf game.

Blanks which have high sensitivity that transmit vital information clearly and high repulsive force which let you keep large fish under control.

HIRA model has moderate stiffness to provide you sharpness cast feel and high sensitivity to keep initiative even you fish in rough conditions.

Butt section have enough power to aim blue runner as such as yellow tail up to 5kg without losing control.

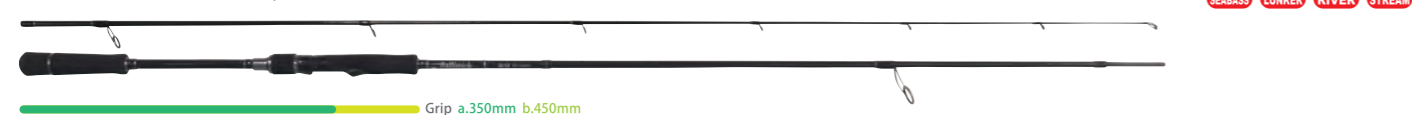
3 kind of over head models are lined up to cover various situations such as upper to mid part of rivers, river mouth, rocky shore and sandy beach.

Blanks of over head models have been designed specially to supply you excellent casting feel.



Spinning model 4 Line up

Ballistick 86M TZ/NANO



This is the medium class rod which have been loaded versatility to use lure from minnow sized 9~14cm to heavy vibration without any stress when you are wading. If you do not want to lose initiative when you have hooked huge seabass up while you are wading in the river, it will work for you because of powerful butt section with NANOALLOY® technology.

Lure: 6~32g Line: PE 0.8~1.5
Length: 2605mm(CL:1330mm) Weight: 122g Price:
Guide: TZ Titanium frame K Guide+Top Guide : Flange Ring Guide(Fuji) Section: 2pcs (Spigot Ferrule)
Reel Seat: VSS16(Fuji) Suitable reel size D:2500~3000 / S:3000~4000

Ballistick 94M TZ/NANO



This is the multi-purpose seabass rod to cover various situation with minnow, sinking pencil or vibration lures. You will be able to sense changes of current or tiny contact of seabass thanks to sharpness and sensitiveness of blank itself. Of course it have been gotten enough power to land fish at your own will. This is the one that will cover from river mouth, mudflat and sandy beach.

Lure: 6~35g Line: PE 0.8~1.5
Length: 2850mm(CL:1455mm) Weight: 143g Price:
Guide: TZ Titanium frame K Guide+Top Guide : Flange Ring Guide(Fuji) Section: 2pcs (Spigot Ferrule)
Reel Seat: VSS16(Fuji) Suitable reel size D:2500~3000 / S:3000~4000

Ballistick 96MMH TZ/NANO



If you wish to cast heavy lure as such as minnow size around 14cm, metal jig, sinking pencil or heavy vibration further, we recommend you to choose 96MMH. We promise that you will be able to cast heavy lure a great distance on surf or rocks even in headwind. 96MMH will help you to maintain your concentration because you will hardly get tired thanks to lightness and handleability of it.

Lure: 8~38g Line: PE 1~2
Length: 2910mm(CL:1485mm) Weight: 151g Price:
Guide: TZ Titanium frame K Guide+Top Guide : Flange Ring Guide(Fuji) Section: 2pcs (Spigot Ferrule)
Reel Seat: VSS17(Fuji) Suitable reel size D:3000 / S:3000~4000

Ballistick 102MH TZ/NANO



When you aim huge seabass on surf or rocks, 102MH will be your reliable partner for sure. It is powerful enough to aim huge Seabass over a meter or even Black-Fin Seabass and small sized Blue-Runner on rocks. We recommend you to take 102MH if you are going to aim large flatfish on surf thanks to potential of power, sharpness, and ability of casting.

Lure: 8~42g Line: PE 1~2
Length: 3110mm(CL:1590mm) Weight: 177g Price:
Guide: TZ Titanium frame K Guide+Top Guide : Flange Ring Guide(Fuji) Section: 2pcs (Spigot Ferrule)
Reel Seat: VSS17(Fuji) Suitable reel size D:3000~3500 / S:4000

Bait model 3 Line up

Ballistick 810ML RC NANO Overhead reel Model



This is special tuned model to pursue accuracy of cast when you fish at upper or mid of the river. Moderate Modulus of these blanks will help anglers to cast lure with minimum motion and deliver it to underneath of over hung at your own will with higher accuracy. It is well designed to let anglers manipulate lure in a current river without any stress, and well balanced power which is accumulated inside of the blank will help anglers to pull the big one out from even rapid current.

Lure: 7~32g Line: PE 0.8~1.5
Length: 2695mm(CL:1375mm) Weight: 134g Price:
Guide: SiC-S Titanium flame K Guide(Fuji) Section: 2pcs (Spigot Ferrule)
Reel Seat: ACS16(Fuji)

Ballistick 93M NANO Overhead reel Model



This is the long distance shooter which will cover seabass game with plugs at river mouth or port and also light jigging game from surf. Blanks of 93M have been designed to let anglers manipulate and cast many kind of lures such as vibration, sinking pencil, metal jig, and large sized minnow without any stress.

Lure: 8~42g Line: PE 1~2
Length: 2830mm(CL:1445mm) Weight: 159g Price:
Guide: SiC-S Titanium flame K Guide(Fuji) Section: 2pcs (Spigot Ferrule)
Reel Seat: ACS17(Fuji)

Ballistick 103MH NANO Overhead reel Model



This is over head model with massive power to fish from rocky shore. For example you are required to cast against head wind, on the fight at rocky beach or else. You will be surprised that accuracy cast, quickness to make first action, power of lifting and dexterity performance of this 103MH/NANO is as a versatile overhead tackle. Of course, this is recommended to anglers who are aiming at giant flat fish from surf while using jig, vibration or plastic worm effectively.

Lure: 10~45g Line: PE 1.5~2.5
Length: 3135mm(CL:1600mm) Weight: 191g Price:
Guide: SiC-S Titanium flame K Guide(Fuji) Section: 2pcs (Spigot Ferrule)
Reel Seat: ACS17(Fuji)

HIRASUZUKI model 3 Line up

Ballistick HIRA 107M TZ/NANO



This technical rod let you land huge fish very smoothly without losing initiative and you will be able to get less chance of hook off thanks to flexibility of blanks themselves. Flexibility of blanks employed NANOALLOY® technology will apply good pressure to fish continuously. More flexibility than MH class is loaded to blank of tip to belly section without losing sharpness when you cast. It have been adjusted to use light line, cast and manipulate lure comfortably.

Lure: 7~40g Line: MAX PE 1.5
Length: 3230mm(CL:1650mm) Weight: 196g Price:
Guide: TZ Titanium frame K Guide+Top Guide : Flange Ring Guide(Fuji) Section: 2pcs (Spigot Ferrule)
Reel Seat: DPS18/BACK STOP Dubble nut(Fuji) Suitable reel size D:3000~3500 / S:4000

Ballistick HIRA 107MH TZ/NANO



This is one of the perfect rod for Black-Fin Seabass to cover various situation and field to aim it. You will be able to cast and manipulate, not only minnow Black-Fin Seabass but also any kind of lures as such as small sized sinking pencil, vibration or jig head even in headwind. Although this is the MH class rod, it has loaded enough power to fight and keep large sized Black-Fin Seabass under control.

Lure: 7~45g Line: MAX PE 2
Length: 3230mm(CL:1650mm) Weight: 198g Price:
Guide: TZ Titanium frame K Guide+Top Guide : Flange Ring Guide(Fuji) Section: 2pcs (Spigot Ferrule)
Reel Seat: DPS18/BACK STOP Dubble nut(Fuji) Suitable reel size D:3000~3500 / S:4000

Ballistick HIRA 11MH TZ/NANO

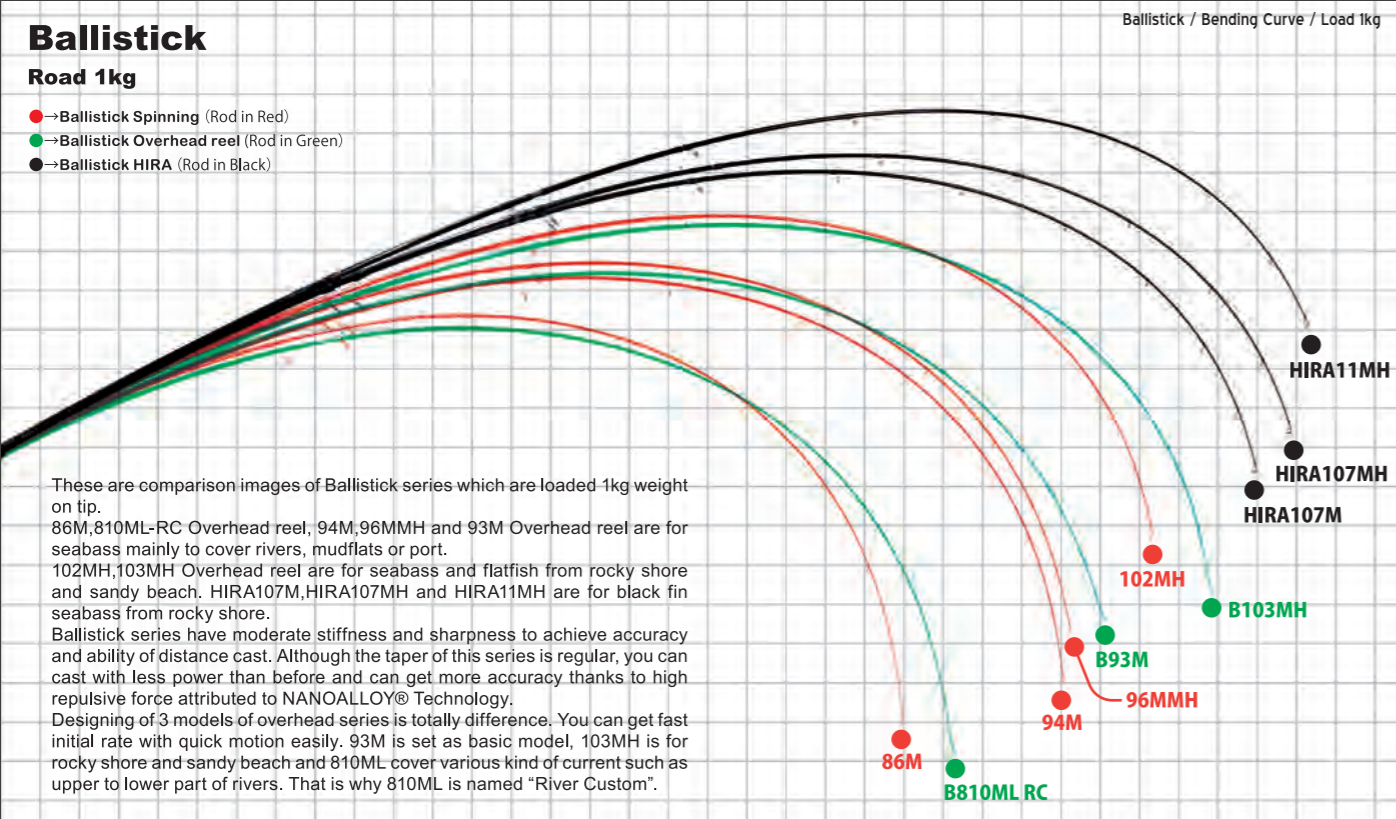
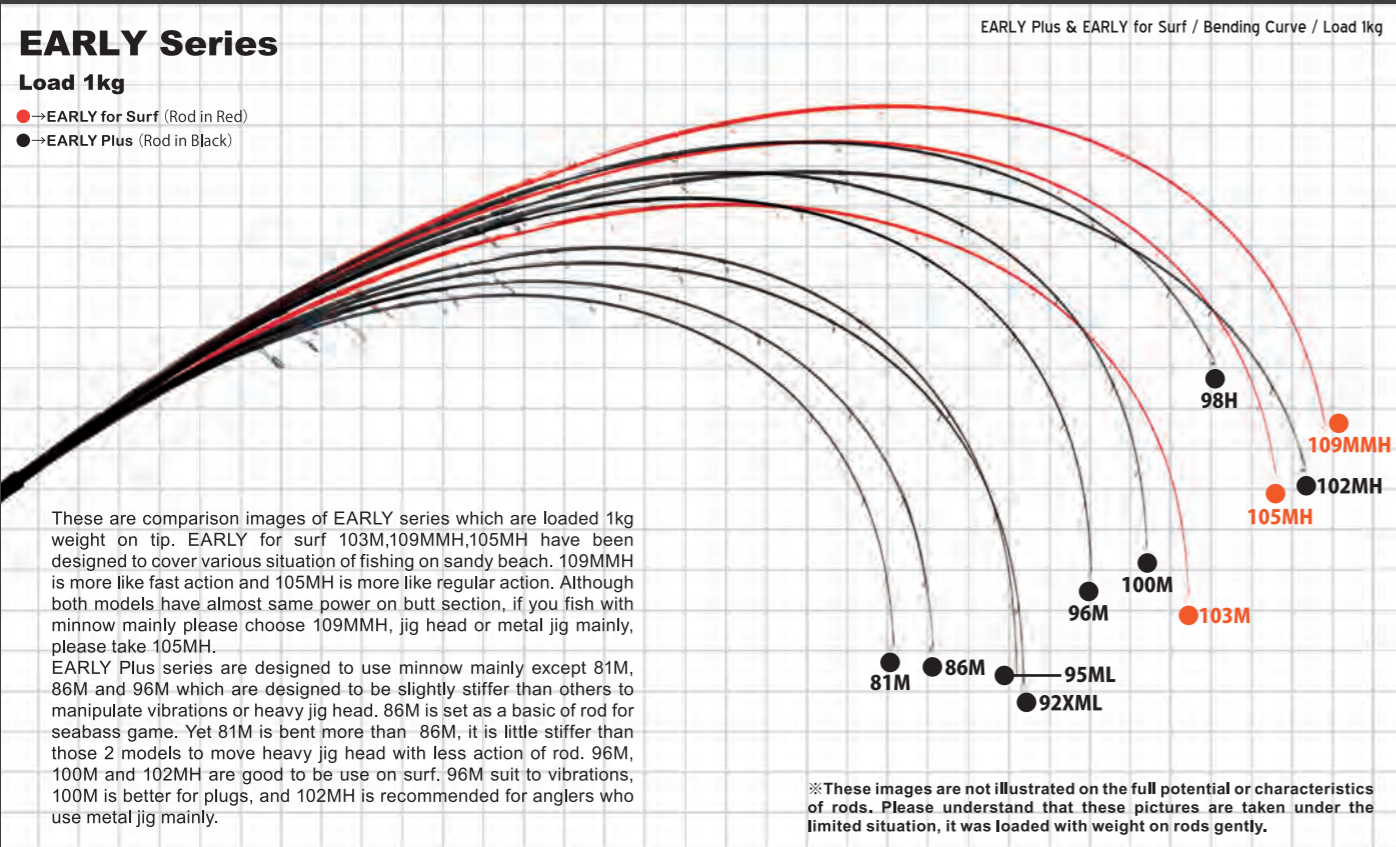


Although this 11MH have been designed for Black-Fin Seabass, it is tough enough to keep Blue Runner up to 5kg under control. Of course, you will be able to manipulate plug delicately and once you hooked even huge one at tough field, you will never lose initiative for sure. If you are an angler who fish in tough situations and wish to land fish smoothly without any stress, we recommend you to take 11MH which will be huge advantage for you.

Lure: 8~50g Line: MAX PE 2.5
Length: 3360mm(CL:1720mm) Weight: 228g Price:
Guide: TZ Titanium frame K Guide+Top Guide : Flange Ring Guide(Fuji) Section: 2pcs (Spigot Ferrule)
Reel Seat: DPS18/BACK STOP Dubble nut(Fuji) Suitable reel size D:3500~4000 / S:4000~6000



Main is shown in Red · Substitute is shown in Blue



Extras

Lupus

Baronknight
CATFISH & SNAKEHEAD

Triceptor

TAKO KING

This is kind of digression, TAKO-KING for octopus fishing is kind of oldie in history of YAMAGA Blanks. Although it have been experienced renewal already three times for far, the main concept have never been changed yet. TAKO-KING have been lined up on our products series since our very begging.

So we have kind of attachment to it. Besides we have Lupus, BaronKnight and Triceptor which are very unique and also, we have attachment to it as well as TAKO-KING.

The reason why so is those are kind of distinct on designing and took long periods of time to develop. Although we know that these categories are not main stream in market of fishing rod, we believe that these have lots of meanings to history of YAMAGA Blanks.

Of course, we have pursued high performance on blanks, we have added some spices to make anglers who is going to fish with them happy.

We will be satisfied if the anglers who fish with rod in this category is going to have lots of fun while feeling how is the rod from YAMAGA Blanks like.

This must be blissful pleasure as craftsman.



Lupus

Lupus / Trout Model / 6 Line up

Lupus series have been developed to cover trout fishing on small creek or even on main stream of large river. You will never lose your concentration while you are casting and manipulating lure with Lupus series. Mountain stream models for creeks and main stream models for trophy rainbow or cherry salmon on large rivers.

※ The original wood seat is equipped for all of Lupus series

Lupus 51 Mountain Stream Model



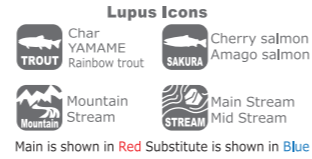
Grip a.155mm b.270mm

This is the short length model for trout game with minnow at small head stream. High accuracy and manipulate ability are hidden in nice and flexible blanks will keep unexpected big trout under control easily.

Lure: 1~7g Line: 2~6lb Class

Length: 1575mm(CL:850mm) Weight: 78g Price:

Guide:TZ Titanium frame K Guide+Top Guide:Flange Ring Guide(Fuji) Section:2pcs (Spigot Ferrule)



Main is shown in Red Substitute is shown in Blue

Lupus 61 Mountain Stream Model



Grip a.200mm b.315mm

This is the basic of Lupus mountain stream series to cover various target, field and situation. Various kind of lures will be covered and it have enough power to keep bigger trout than you have thought under control and land it with ease.

Lure: 2~10g Line: 3~8lb Class

Length: 1855mm(CL:960mm) Weight: 85g Price:

Guide:TZ Titanium frame K Guide+Top Guide:Flange Ring Guide(Fuji) Section:2pcs (Spigot Ferrule)



Lupus 71 Mountain Stream Model



Grip a.235mm b.355mm

If you fish on pool of medium size of river or back water of dam often, this 71 will be the best partner of you. 71 will deliver minnow or spoon to farther than you have expected and you will be able to approach delicately utilizing its flexible tip. Of course, enough power for big trout over 40cm have been loaded on butt section.

Lure: 3~12g Line: 4~10lb Class

Length: 2170mm(CL:1110mm) Weight: 96g Price:

Guide:TZ Titanium frame K Guide+Top Guide:Flange Ring Guide(Fuji) Section:2pcs (Spigot Ferrule)



Lupus 77 Main Stream Model



Grip a.325mm b.420mm

Although 77 is categorized on light class rod for cherry salmon, enough power to aim monster YAMAME or cracker rainbow on main stream. High accuracy and sensitivity will help you to approach spooky and selective cherry salmon on lake and reservoir.

Lure: 4~25g

Line: 6~20lb Class

Length: 2315mm(CL:1175mm) Weight: 126g Price:

Guide:TZ Titanium frame K Guide+Top Guide:Flange Ring Guide(Fuji) Section:2pcs (Spigot Ferrule)



Lupus 81 Main Stream Model



Grip a.330mm b.425mm

This 81 have been designed as the basic rod for cherry salmon. You can keep minnow or sinking pencil under the current even in rapid water while utilizing sensitiveness and flexibility of tip section. Your tactics and method will be expanded with this Lupus81 for sure.

Lure: 5~28g

Line: 8~20lb Class

Length: 2470mm(CL:1270mm) Weight: 129g Price:

Guide:TZ Titanium frame K Guide+Top Guide:Flange Ring Guide(Fuji) Section:2pcs (Spigot Ferrule)



Lupus 86M Monster Cherry Main Stream Model



Grip a.350mm b.445mm

This 86M is for super keen monster hunter. Even though it has been loaded massive power on butt section to keep trophy trout over 70cm, you will notice that how lightness and sharpness 86M is when you cast and manipulate lure. This is deserved to be called "flag ship model" of Lupus series.

Lure: 8~30g

Line: 10~24lb Class

Length: 2610mm(CL:1340mm) Weight: 140g Price:

Guide:TZ Titanium frame K Guide+Top Guide:Flange Ring Guide(Fuji) Section:2pcs (Spigot Ferrule)



Baronknight

CATFISH & SNAKEHEAD

BaronKnight / CatFish&SnakeHead Model / 4 Line up

BaronKnight series are for Catfish and Snakehead that the target you can aim casually. We present you BaronKnight CF for Catfish and BaronKnight SH for Snakehead. These overhead models have comfortably feeling when you cast and huge power on butt section. BaronKnight have unique characteristics in our overhead category which have been composed with mid-modulus carbon to balance toughness and lightness.

High versatility which is hidden in those blanks make anglers to aim seabass or black sea bream with plug without any anxious.

BaronKnight SH series have been pursued lightness of blanks themselves, ability of distance cast and high manipulate ability of lure.

You can adjust various kind of field and situation while maintaining line slack easily to let Snake head bite your lure without doubt.



Main is shown in Red · Substitute is shown in Blue

BaronKnight CF66 Cat Fish Model



Grip a.345mm b.430mm

This is the standard of Baronknight catfish series enable you to cover various field as such as narrow creek, tiny stream or even large river. This remarkable characteristic is going to be huge advantage of anglers to lure spooky target out efficiently and effectively. Taking advantage of characteristic and length of blanks which are made of carbon, any level of anglers will be able to handle this well balanced model "Baronknight CF66" easily.

Lure: ~28g Line: PE 3~6 / NY ~20lb

Length: 1986mm(CL:1624mm) Weight: 148g Price:

Guide: SIC-S stainless frame K guide Section: 2pcs (Grip Joint) Reel Seat: TCS17(Fuji)



BaronKnight CF71 Cat Fish Model



Grip a.345mm b.430mm

This is well balanced mid length model for the situation that you are required to cast long distance, fish in mid~lower part of river or creek with high bank. Yet you can feel sharpness on casting and lightness on handling, when you land even big one you will be impressed the massive power of butt section for sure. This is the one that you can aim at other side of the bank with long distance cast or aim pin spot with delivering your lure technically.

Lure: ~35g Line: PE 3~6 / NY ~25lb

Length: 2165mm(CL:1800mm) Weight: 160g Price:

Guide: SIC-S stainless frame K guide Section: 2pcs (Grip Joint) Reel Seat: TCS17(Fuji)



BaronKnight SH72 Snake Head Model



Grip a.360mm b.520mm

First of all, you will be surprised on the lightness, and it was once you cast lure with it, you will sense the potential of cast ability for sure. We tried to reflect on the technology, knowledge and experiences which cultivated from salt lure game into the snakehead game. Baronknight72 has been finished to be loaded with accuracy of casting, delicate action with tip section, and butt section with a massive power to achieve the finest result.

Lure: MAX 28g Line: MAX PE 6 DragMax: 6kg/45°

Length: 2220mm(CL:1750mm) Weight: 203g Price:

Guide: SIC-S Titanium flame K Guide Section: 2pcs (Grip Joint) Reel Seat: T-DPS20(Fuji)



BaronKnight SH78 Snake Head Model



Grip a.360mm b.520mm

SH78 have been extended to the length of SH72, while the progressing ability of long cast, keeps flexibility on the blank to pursue usability of lure. This is one of the best rod to cast long distance and lure spooky snakehead with delicate action with sensitive tip section at long range. Although SH78 has been loaded with more powerful butt section, than SH72 to enable you to pull out big ones that's up to 80cm from the water. On the whole rod, SH78 is a little softer than SH72.

Lure: MAX 32g Line: MAX PE 8 DragMax: 7kg/45°

Length: 2340mm(CL:1890mm) Weight: 211g Price:

Guide: SIC-S Titanium flame K Guide Section: 2pcs (Grip Joint) Reel Seat: T-DPS20(Fuji)





Triceptor

Triceptor / 3pcs-PackRod Series / 4 Line up
Target / Predator · Seabass · Rockfish · Small sized trevally

Triceptor series have been developed as 3pieces pack rod for your expedition. Compact sticks with enough power to keep monster fish under control and high portability will not let you worry about fishing in place where you have never been to. Wide range of capacity of lure have been set on both 65ML and 68M to adjust the situation you will face on fishing trip. Durability and toughness are hidden in these 3 pieces of blanks with lightness, sharpness and sensitivity.

Triceptor 65ML

Spinning Model



Grip a.325mm b.410mm

Overhead Model



Grip a.335mm b.440mm

This 65ML 3pcs pack rod have been designed to let you cast small sized lure without any stress. Thanks to flexibility on tip and belly section, it is easy to make various kind of action such as combinations of jerking and twitching. Almost same power as 68M have been loaded on butt section, so you do not have to worry about unexpected huge fish. Although this is expedition rod for monster fish such as Barramundi, Toman or peacock bass, suits to seabass game off the boat, rockfish game or light game off the rocky shore.

Lure: **MAX 28g** Line: **MAX 20lb**
Length: 1975mm(CL:695mm) Weight: Spinning 109g / Overhead 125g
Price:
Guide : SiC-S Stainlee flame K guide(Fuji) Joint : 3pcs (Spigot ferrule)
Spinning / Reel seat : VSS17(Fuji) Suitable reel size D:2500~3000 / S:3000
Overhead / Reel seat : PTS17(Fuji) Suitable reel size D:1000~2000 / S:200



Triceptor 68M

Spinning Model



Grip a.335mm b.420mm

Overhead Model



Grip a.340mm b.445mm

This is the one for expedition to aim monstrous fish such as Barramundi or Toman. If you are involved in long drawn-out battle with monstrous fish, you will not lose your initiative at all. Compared to 65ML, 68M have been designed to be little stiffer and sharper so you can get more accuracy and keep more concentration when you have to choose large and heavy lure. This 68M enable you to manipulate various kind of lures to aim not only target in fresh water but also target in salt water such as small trevally or dolphin fish.

Lure: **MAX 35g** Line: **MAX 25lb**
Length: 2035mm(CL:715mm) Weight: Spinning 127g / Overhead 131g
Price:
Guide : SiC-S Stainless flame K guide (Fuji) Joint : 3pcs (Spigot ferrule)
Spinning / Reel seat : VSS17(Fuji) Suitable reel size D:3000 / S:4000
Overhead / Reel seat : PTS17(Fuji) Suitable reel size D:1000~2000 / S:200



TAKO KING

TAKO KING / Octopus Game Model

TAKO KING 79



Grip a.410mm b.610mm

This have been loaded enough power to pull octopus over 1kg out aggressively and strength on tip section to manipulate lure heavier than 75g at your own will. This is not just stiff stick of course, but this is the rod which enable anglers to cast lure weight 75g comfortably. This will be good for searching octopus with falling lure vertically on wharf of port at night or explore widely with long casting at field where scree on the bottom.

Lure: **MAX #50 (190g)** Line: **MAX PE 10**
Length: 2370mm(CL:1830mm) Weight: 295g Price:
Guide : SiC Ocean guide (Fuji) Joint : 2pcs (Grip joint)
Reel seat : T-DPS20(Fuji) Suitable reel size D:10~30 / S:300~400

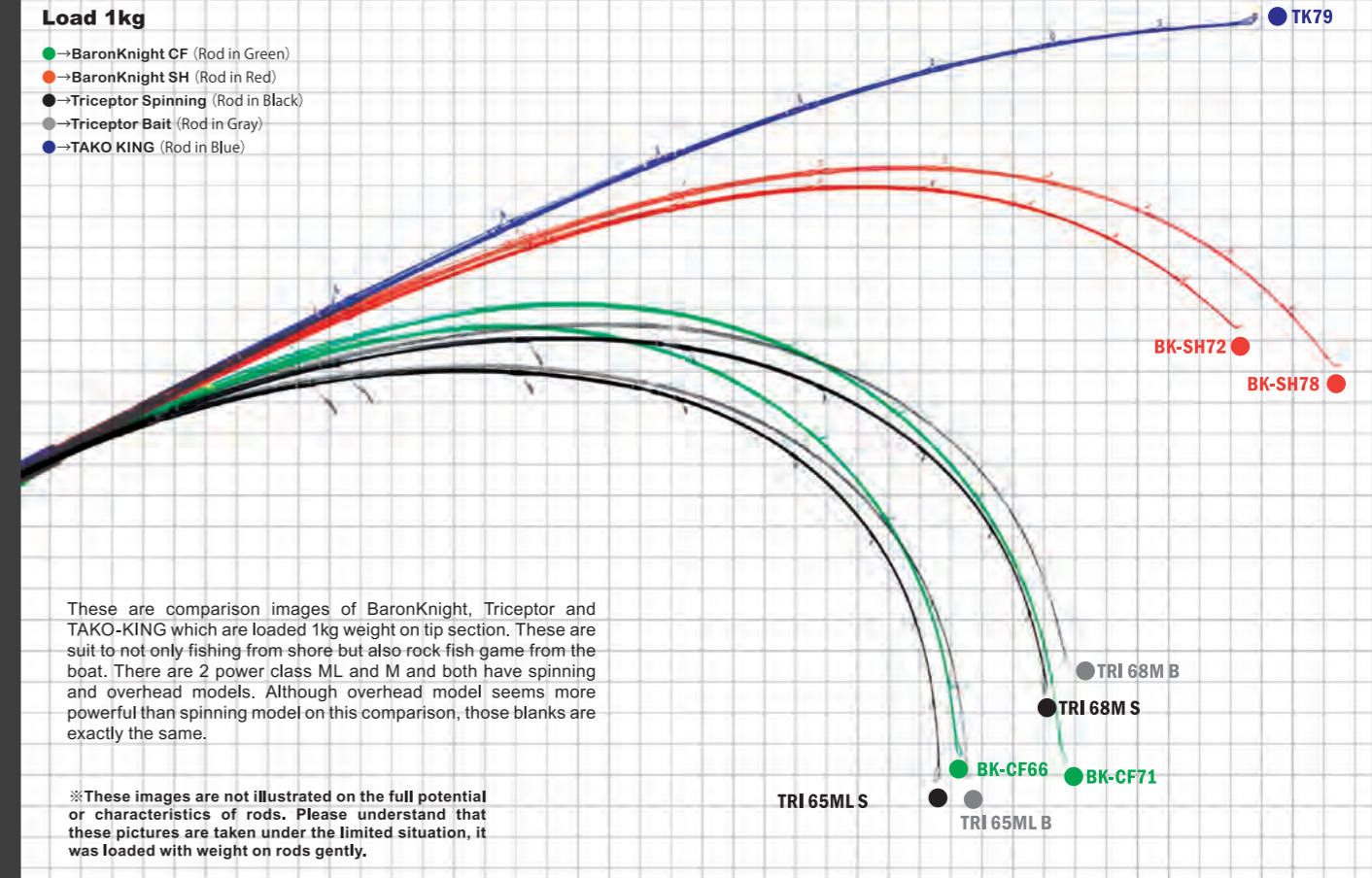


Triceptor TAKO KING Icons Expedition Carry-on luggage 3 PCS Multi PCS rod SEABASS Seabass CHINU Black Sea Bream ROCK Rockfish SNAKE Snakehead TAKO Octopus GANA Lure for octopus BOAT Boat fishing
Main is shown in Red · Substitute is shown in Blue

BaronKnight & Triceptor & TAKO KING

Load 1kg

- BaronKnight CF (Rod in Green)
- BaronKnight SH (Rod in Red)
- Triceptor Spinning (Rod in Black)
- Triceptor Bait (Rod in Gray)
- TAKO KING (Rod in Blue)



These are comparison images of BaronKnight, Triceptor and TAKO-KING which are loaded 1kg weight on tip section. These are suit to not only fishing from shore but also rock fish game from the boat. There are 2 power class ML and M and both have spinning and overhead models. Although overhead model seems more powerful than spinning model on this comparison, those blanks are exactly the same.

※These images are not illustrated on the full potential or characteristics of rods. Please understand that these pictures are taken under the limited situation, it was loaded with weight on rods gently.



Lupus 51

Lupus 86M

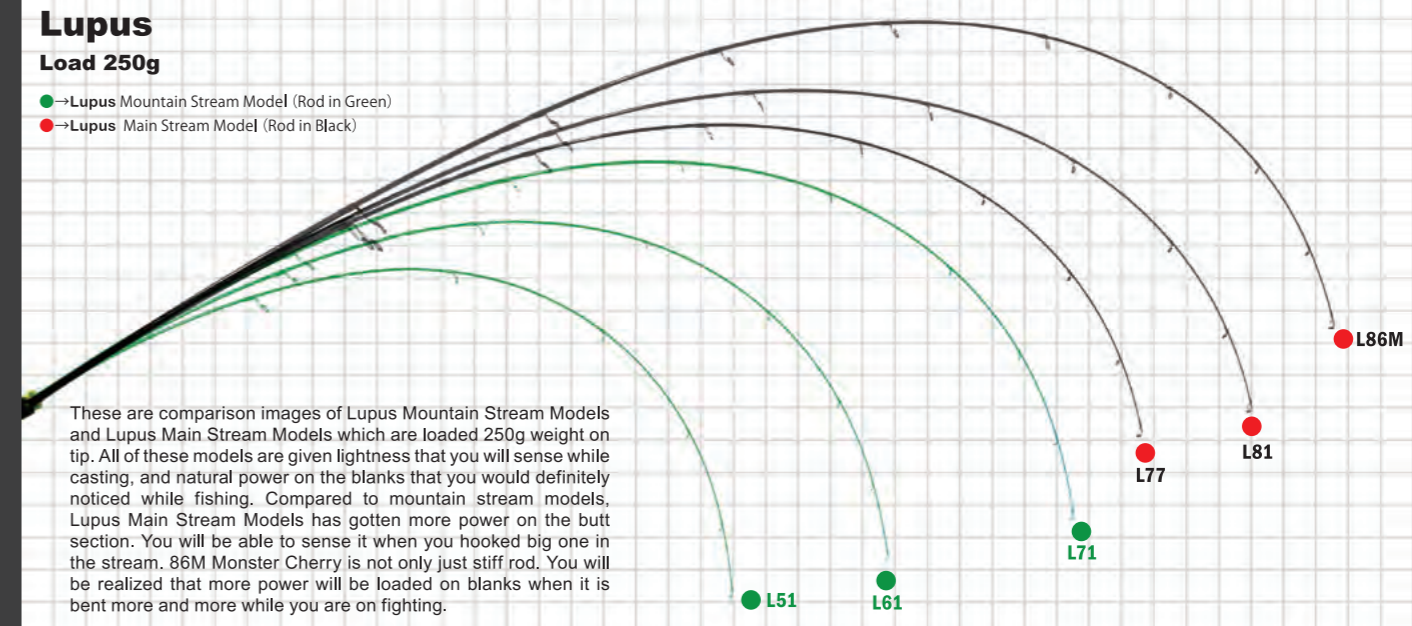
Triceptor 68M S

Lupus / Bending Curve / Load 250g

Lupus

Load 250g

- Lupus Mountain Stream Model (Rod in Green)
- Lupus Main Stream Model (Rod in Black)



These are comparison images of Lupus Mountain Stream Models and Lupus Main Stream Models which are loaded 250g weight on tip. All of these models are given lightness that you will sense while casting, and natural power on the blanks that you would definitely noticed while fishing. Compared to mountain stream models, Lupus Main Stream Models has gotten more power on the butt section. You will be able to sense it when you hooked big one in the stream. 86M Monster Cherry is not only just stiff rod. You will be realized that more power will be loaded on blanks when it is bent more and more while you are on fighting.

YAMAGA Blanks
FLY Rod Series
 now on developing

ENNE

- 縁 Fate
- 豊 Fascination
- 塩 Salt

LINN

- 凛 Dignified
- 倫 Ethic
- 鱗 Scales

ZINN


- 仁 Virtue
- 刃 Blade
- 韌 Toughness



ENNE
 for Salt Water
 8'11" 8WT
 8'11" 9WT
 8'11" 10WT
 8'11" 12WT

LINN
 for Stream of Japan
 8'1" 3WT
 8'1" 4WT
 7'7" 3WT(on developing)
 7'7" 4WT(on developing)

ZINN
 for Trout
 8'11" 5WT
 8'11" 4WT(on developing)
 8'11" 6WT(on developing)
 and more...



YAMAGA Blanks FLY Fishing
ENNE LINN ZINN

Fly fishing project which have been started couple years ago is still on processing to move forward. Although "ENNE" for salt water have been introduced on catalog last year, we decided to refine plans of developing.

In addition to project "ENNE", now we have started project "LINN" for stream of Japan and project "ZINN" for western trout to sort up Fly fishing series of YAMAGA Blanks.

At the very beginning, Fly fishing project have been started to build sticks for salt water which is light, durable and powerful while taking advantage of techniques and experiences of designing accumulated as spinning rod maker.

In developing "ENNE" series, we have thought that our know-how as craftsman which have been accumulated for long time must be taken advantage maximumly if we develop sticks for light line. We have been building sticks for GT or horse mackerel based on same motto.

Lightness, toughness, flexibility, durability, reliability and comfortability. Those are what we have been pursuing since the very beginning of YAMAGA Blanks.

We believe that same applies to fly rod. So, we have decided to develop fly rod for freshwater from 3wt and for salt water up to 12wt to step into the category of fly fishing. Produce fly rod while taking full advantage of skills and experiences. This is what we are always pursuing to.

lightness that you feel when casting, enough butt power to keep unexpected huge fish under control...

Fly rod also need those elements as spinning rod does.

We of course understand that fly fishing has long period of history and that is why so we are taking such a long time and struggling to develop sticks. We know that it is not easy.

But also, we believe that this Fly fishing project worth trying to as craftsman. We will update the progress of this project so please stay tuned with us.

