



<http://yamaga-blanks.com/>

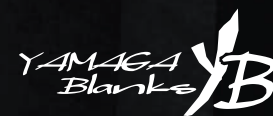
YAMAGA Blanks Made in Japan

Dealer

2019


YAMAGA Blanks PRODUCTS

English version



YAMAGA Blanks 2019 PRODUCTS CATALOG / JAPAN FACTORY

YAMAGA Blanks 2019



Pursue the potentiality of carbon blanks

“What is required for fishing rod?” That what we have been required as fishing rod maker since we have started manufacturing.

The answer depends on each angler. We know that there is no one perfect answer. It also depends on your skills, fields, or physical constitution or else.

Of course, it also depends what sort of fishing are you devote yourself. Although specialized performance as a tackle will be required for each different type of fishing, of course lure fishing have own special properties. We would like to say that it is summarized in line system which is connected fine line and thick leader.

Why do we choose fine line? The reasons why we choose fine line are to cast lure farther than before, to let lure sink faster, to get enough capacity of line and manipulate lure with comfortably. We think that character of each angler will be reflected to method of lure fishing while adjusting drug system and compatibility of lure depends which target you aim at.

We believe that latitude of combination of tackles is core elements for lure fishing. However, if you stick with the basic method, you will be faced marvel of nature and you will be required to exceed it.

YAMAGA Blanks have been pursuing to build fishing rod that will not take your latitude away. Although we have categorized our products as each target and method, we have been trying to load potential of versatility and latitude to let them go beyond the limit.

And we believe that performance of blanks make it come true. Ease of casting, manipulating, lightness and toughness... We think that those element all depends potential of blanks and we believe that potential of carbon blanks is limitless.

We believe in potentiality of carbon blanks and anglers. That is why we put our back into manufacturing fishing rod at our own factory while honing our skills and techniques. World of fishing have limitless possibility and it is expanding way faster than our imagination.

We keep pursuing that possibility which cannot be shown exactly to let anglers build own world.

Jigging

Galahad

New Galahad / Galahad TRAVEX / Galahad For Electric Reel / Galahad Slow

SeaWalk

SeaWalk Light Jigging / SeaWalk Taijigging / SeaWalk Tairubber

2019 New Galahad

New Galahad series is released in spring 2019.

Jigging rod is required to be fit and adjusted to each of water, method and target of the world.

And we believe that performance of blanks gives huge influence to the game of jigging.

How do we let heavy jig move in deep water effectively, how do you image what is happening in deep water without view, and how do you keep your initiative when bigger fish than you have expected is on? Those elements mostly depend on characteristics and performance of blank itself.

As a manufacturer of fishing rod, we are of course trying our best to acquire those three elements to create extraordinary jigging rod.

We have designed new Galahad as jigging rod that is loaded heightened basic performance.

We wish that you can jerk and fight with jigging rod as like as you have gotten extended arm.

That is what we think the jigging rod supposed to be as one of a fishing tackles.

Jerk jig with sharpness blank and let you adjust various situation and techniques...

These simple factors compose the concept of new Galahad series.

Simple things done well...

We have no doubt that you can feel what that supposed to mean with new Galahad series.



2019 New model

Galahad

New Galahad / Jigging Series / 9 Line up

YAMAGA Blanks rebuild Galahad series as a new generation of jigging rod in 2019.

New Galahad have been designed to adjust modernistic jigging scene with techniques and skills which have been accumulated for a long time period.

There are so many choices of Metal jig recently to be adjusted various situation of various area of water in the world. Jigging anglers of all over the world who faced tough situation very often are required capabilities to accommodate yourself to it. We have pursued capabilities such as manipulate ability, flexibility of tip section, toughness of butt section for new Galahad series to reflect your skills and techniques easily.

We present you 5 kind of spinning models and 4 kind of over head models to cover every jigging situations.

622S,633S and 634S have been loaded flexible tip section to let jig swim naturally and moderate repulsive force on belly and butt section to let jig move rhythmically.

585S and 526S high elasticity to let jig move speedy and aggressively when you jerk vertically.

We have succeeded to load high sensitivity to sense small vital information, ease of manipulation to reduce physical burden and high speed of response to transfer your input power. You can jerk both short and long strokes as you wish easily.

※As a renewal, we have changed notation of the meanings of last digit number on model name. Used to be notated oz class, but now for upper limit of PE line to match the rod for your region.

NEW Galahad 632S Spinning Model

Lure: Jig Max 140g Line: Max PE 2 Drag Max: 3kg
1pc Length: 1915mm Weight: 169g Price:

This is the lightest model of spinning which have high flexibility on tip and belly section. Although it has flexibility and high sensitivity to sense slightly changes of current and reducing the chance of breaking line or hook, once loaded heavily tough butt section keep unexpected huge fish under control. If you focus to input the load on belly section, jig will swim very smoothly without unnatural movement. The potential of 632S will be pulled out when you aim spooky and selective fish on tough situation. Although this is light class as jigging rod, it will never let you lose your initiative.

NEW Galahad 633S Spinning Model

Lure: Jig Max 180g Line: Max PE 3 Drag Max: 4kg
1pc Length: 1915mm Weight: 178g Price:

You can call this 633S all-rounder of inshore jigging model. Sometimes you have to do one pitch jerk on horizontally, combination jerk on vertically with just one stick. 633S work well on various kind of jigging situation as an all-rounder. Thanks to high sensitivity on this blank, you can sense even a small vital information so if the target would not take your jig then you can switch the rhythm of jerking to let them bite. Basically, 633S is power up version of 632S. If you fish with jig around 150g please take 633S or if you use around 120g mainly, 632S is the best choice.

NEW Galahad 634S Spinning Model

Lure: Jig Max 220g Line: Max PE 4 Drag Max: 6kg
1pc Length: 1915mm Weight: 196g Price:

If you face the situation that you are required to move long jig naturally, to input load effectively on deep or rapid area, even on horizontally jigging in windy condition, 634S will cover all of these without any anxious. You will realise that 634S have massive power to fight with kingfish at shallow or rough reef. You can stop the sudden run of kingfish aggressively without losing your initiative. The versatility of 634S enable you to jerk in one pitch or combinational jerk if you necessary to approach with different method. 634S will express your imagination and tactics through this carbon blank.

NEW Galahad 585S Spinning Model

Lure: Jig Max 280g Line: Max PE 5 Drag Max: 8kg
1pc Length: 1745mm Weight: 206g (PROTO) Price:

585S have been designed to control the game of kingfish or amberjack without losing initiative. Short and fine blank of 585S enable you to jerk jig aggressively does not matter the shape of Jig to approach the target. Of course, butt section has enough power to keep giving pressure on fish with PE5. If you wish to fall jig vertically and jerk aggressively to aim huge one at fish bed or rough reef, 585S is the perfect choice for sure.

NEW Galahad 526S Spinning Model

Lure: Jig Max 350g Line: Max PE 6 Drag Max: 12kg
1pc Length: 1585mm Weight: 304g Price:

If you wish to aim great amberjack, large dogtooth tuna around 200m depth of water or huge kingfish feeding on the fish bed, this 526S which is specialized for high pitch jerk will be perfect choice. You can transfer your loading to metal jig with small motion easily thanks to the high modulus design of blank. So, you can jerk very quickly as you wish to even in quite deep water. Although it has toughness and durability to keep unexpected big target under control on butt section, it bends much smoother than you expected. The angler who aim monstrous fish with heavy line and high tension of drug system, do not hesitate to take this 526S.

NEW Galahad 622B Overhead reel Model

Lure: Jig Max 150g Line: Max PE 2 Drag Max: 3kg
1pc Length: 1890mm Weight: 187g Price:

This is the lightest model for overhead reel to be used on near shore with PE line up to 2. You can approach the target with various action as such as natural swimming action focused on tip section, high speed short pitch jerking concentrate on belly and butt section or long fall action to cover various situation thanks to sensitivity and lightness of blank itself. If you wish to aim yellowtail or kingfish delicately with fine line, 622B the one.

Galahad 632S Spinning Model



Galahad 633S Spinning Model



Galahad 634S Spinning Model



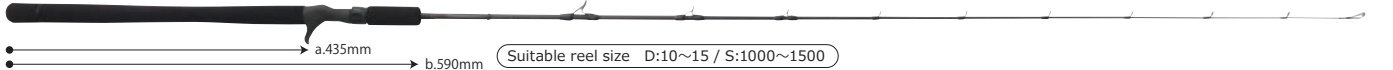
Galahad 585S Spinning Model



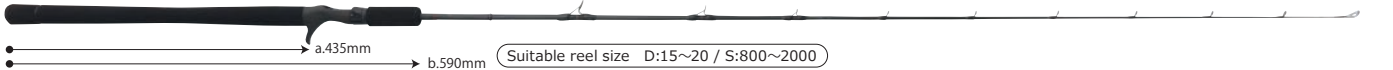
Galahad 526S Spinning Model




Galahad 622B Overhead reel Model




Galahad 623B Overhead reel Model



Galahad 624B Overhead reel Model



Galahad 526B Overhead reel Model



Guide: [526S・526B] SiC Ocean guide [Rest of All] SiC-S stainless frame K guide(Fuji)
Reel Seat:[Spinnig Model 526S] DPS20 [Spinnig Model Rest of All] DPS18 / [Overhead reel Model-526B] T-DPS20 [Overhead reel Model Rest of All] PLS18(Fuji)

NEW Galahad 623B Overhead reel Model

Lure: Jig Max 200g Line: Max PE 3 Drag Max: 4kg
1pc Length: 1890mm Weight: 188g Price:

This 623B is the core model of New Galahad overhead series. If you wish to give metal jig various kind of action as such as one pitch jerk in slow tempo, long fall or high pitch jerk with just one stick, we recommend you to pick this 623B. It has high sensitivity to sense what is happening in the deep water so you will be able to switch the way of approach depends on situations. It have been achieved high standard as overhead jigging tackle to aim yellowtail, kingfish or amberjack technically without any anxious and stress.

NEW Galahad 624B Overhead reel Model

Lure: Jig Max 250g Line: Max PE 4 Drag Max: 6kg
1pc Length: 1890mm Weight: 191g Price:

This 624B is supposed to be chosen by anglers who is pursuing large kingfish or amberjack with PE4. 624B covers various way of approach as such as not only high pitch action thanks to blank which can transfer your loading of power very well but also good at long fall action in slow pitch. The potential of 624B will be shown by anglers especially who fish at deep or rapid area mainly to set hook on the target as you have planned exactly.

NEW Galahad 526B Overhead reel Model

Lure: Jig Max 350g Line: Max PE 6 Drag Max: 12kg
1pc Length: 1585mm Weight: 303g Price:

This is the overhead model as same blank as 526S. It is specialized overhead model to aim large amberjack or dogtooth tuna on water up to 200m depth or heavy and rapid area. Moderate stiffness of this blank will reduce physical burden of angler. The sensitiveness hidden in blank of it will let you sense slightly changes of current and help you to jerk jig delicately. You can hold the rod on the gimbal belt or under your arm while enjoying the bend curve of this 526B. You will be impressed with it for sure.



2019 New model

Galahad TRAVEX

Galahad TRAVEX /2pcs Jigging Series / 3 Line up

We have created 2pics jigging rod Galahad-TRAVEX to achieve high portability while reducing cost of transport.

We have redesigned TRAVEX to increase in functionality as a jigging rod. TRAVEX have been retuned to be transferred your power to metal jig directory thanks to high repulsive force hidden in new blanks.

The range of jig weight for these new TRAVEX series become much wider than previous models to cover various situations and target. Also, it will be bent from little farther than previous models, you can give a various kind of action to your metal jig as such as one pitch jerk, high pitch jerk or combination easier than before.

New TRAVEX cover jigging game in near shore, remote island or expedition to overseas with many types of PE line.

※As a renewal, we have changed notation of the meanings of last digit number on model name. Used to be notated oz class, but now for upper limit of PE line to match the rod for your region.

NEW Galahad TRAVEX 593S Spinning Model

Lure: Jig Max 180g Line: Max PE 3号 Drag Max: 5kg
2pcs Length: 1775mm Weight: 206g Price:

This is versatile stick to cover various method of jigging such as horizontally or vertically with around PE3. Thanks to sharpness and lightness of this blanks, you can enjoy manipulating your jig as you wish to. If you aim yellowtail or kingfish with metal jig up to 180g on 30~80m depth of water, the potential of 593S will be shown definitely. Although blanks of 593S seems slim and delicate, fish will be stopped and lifted by butt section which have been loaded massive power.


Galahad TRAVEX 593S Spinning Model



Galahad TRAVEX 594S Spinning Model



Galahad TRAVEX 595S Spinning Model



Guide:[593・594] SiC-S+SiC stainless frame K guide [595] SiC Ocean guide(Fuji) Reel Seat:[593・594] DPS18 [595] DPS20(Fuji) Joint:Grip joint



NEW Galahad TRAVEX 594S Spinning Model

Lure: Jig Max 240g Line: Max PE 4号 Drag Max: 6.5kg
2pcs Length: 1775mm Weight: 221g Price:

If you aim kingfish or amberjack at near shore on expedition with around PE4, this 594S is the best choice. Lightness feeling of manipulation that is loaded as common characteristics of TRAVEX series enable you to handle long jig naturally at horizontally or to jerk jig aggressively at vertically. When you fish at fish bed with rough bottom or shallow area to aim tough target, you do not have to afraid to let it stop forcefully and aggressively without losing your initiative while taking advantage of powerful butt section.

NEW Galahad TRAVEX 595S Spinning Model

Lure: Jig Max 320g Line: Max PE 5号 Drag Max: 8.5kg
2pcs Length: 1780mm Weight: 279g Price:

If you have plan to go to southern island of Japan or deep sea of overseas to aim large amberjack, dogtooth tuna or yellowfin tuna, please take 595S without hesitations. Tip section have been adjusted to become little flexible for increasing ability of manipulation and reducing burden of anglers when they jerk aggressively. Once huge fish is on, you will notice that it bends very smoothly and you might forget that it is 2pics grip jointed. If you wish to land memorial fish on water of all around the world, this 595S will be your huge advantage for sure.



Galahad 電

For Electric Reel

Galahad / Electrically Powered Reel Series / 3 Line up

Galahad EPR is designed for jigging with electrically powered reel as you can see its name. Flexibility of tip section and toughness of butt section as known as significant characteristic of Galahad EPR enable angler to jerk which you hardly do with regular type of overhead reel.

This series support anglers who are aiming yellowtail iThis method gives you not only reducing physical burden of anglers but also explore new possibility of jigging.

We believe that you will never be disappointed for sure.

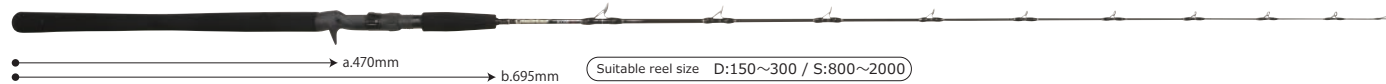


Galahad 633B For Electrically Powered Reel

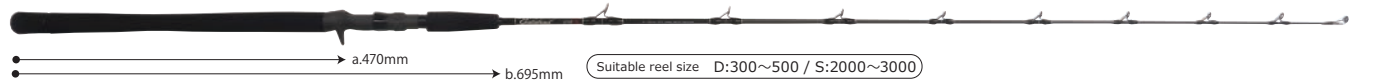
Lure: Jig ~150g Line: PE ~3 Drag Max: 4kg
1pc Length: 1925mm Weight: 200g Price:

If you are going to aim at small sized Blue Runner with PE 3, this 633 would be a perfect choice. Even though automatic reeling at constant speed, flexibility of tip and belly section will help you to jerk jig comfortably and set hook on with less failure. It will bend very much when fish is on, but you can fight with fun without any worry. You will be surprised that potential which is hidden inside blank of 633 for sure.

Galahad 633B EPR Overhead reel Model



Galahad 624B EPR Overhead reel Model



Galahad 586B EPR Overhead reel Model



Guide: [633B EPR・624B EPR] SiC-S stainless frame K guide [586B EPR] SiC Ocean guide(Fuji) Reel Seat: TCS18(Fuji) *EPR=Electrically Powered Reel



Galahad 624B For Electrically Powered Reel

Lure: Jig ~250g Line: PE ~5 Drag Max: 6.5kg
1pc Length: 1905mm Weight: 199g Price:

This is standard jigging rod for EPR to aim bluerunner around 5kg. You can be reeling with any speed thanks to nice and flexible tip section, then you can give the action to jig at your own will. If you hooked bluerunner more than 10kg, you do not have to worry about anything! It will enable you to keep it under control without being anxious. We believe that it may be allowed to call almighty jigging rod for EPR and we want anglers all over the world to fish with it.

Galahad 586B For Electrically Powered Reel

Lure: Jig ~350g Line: PE ~6 Drag Max: 10kg
1pc Length: 1740mm Weight: 222g Price:

If you are going to aim king fish or yellow tail over 10kg we recommend you to choose this monster hunter. You can give action to jig around 300g in 100m depth of the sea effectively, even thought you fish at field where tidal current running rapidly. It is going to help you to jerk heavy jig without any burden or stress and to fight with big fish with huge advantage thanks to its flexibility, toughness, and versatility. Fulcrum point is going to move to butt section when you fight and you will not lose sensitiveness to sense the movement of fish in the water even while reeling. It is not just stiff rod, you can use it feel like your arm for sure.

※Suitable electrical powered reel

We suggest suitable EPR on this catalog according to capacity of line, power and balance of weight between reel and rod. Of course, you can use reel other than that we suggested on this catalog, it depend on your target which you aim on the depth of water where you fish at. So please check the maximal value of lure weight, line weight and Drug weight as a guide for selecting the best reel for yourself. You can also fish with standard type of overhead reel.



Galahad Slow

Galahad Slow / Slow-pitch Jigging Series / 4 Line up



A rod that is stiff or soft is of no use if it's unable to perform to its design. Slow pitch rods require a certain 'taut' and flexibility in order to work the jig and makes it drop as intended. For these, the Galahad series have been carefully designed with our cutting edge technology so as to prevent loss of momentum and rhythm when working on the jigs.

Galahad 63/2 Slow Overhead reel Model

Lure: Jig Comfort Weight 120g Line: PE ~1.5 Drag Max: 2kg
1pc Length: 1930mm Weight: 134g Price:

The ideal jig weight to use is around 120gm with depths ranging between 50m ~ 80m. The section from the tip to the belly will assist in maintaining a steady tempo, bringing 'life' to the jigs. This may be considered the core model for anglers who prefer to fish in a shallow water.

Galahad 63/3 Slow Overhead reel Model

Lure: Jig Comfort Weight 160g Line: PE ~2 Drag Max: 2.5kg
1pc Length: 1930mm Weight: 141g Price:

This model will perform best when deep areas have opposing currents which require heavier jigs. An ideal jig weight is around 160gm while a lighter jig can still be used should the angler choose to work it more aggressively. We are confident you will enjoy using this rod and it will become part of your body for sure!

Galahad 62/3 Slow Overhead reel Model

Lure: Jig Comfort Weight 200g Line: PE ~2 Drag Max: 2.5kg
1pc Length: 1910mm Weight: 148g Price:

To improve the initial response of your action, we have shortened this rod compared to the rest of the 63 models. The characteristics of the blank makes it easy for even a novice to master the slow pitch jigging technique.

Galahad 62/4 Slow Overhead reel Model

Lure: Jig Comfort Weight 250g Line: PE ~2.5 Drag Max: 3kg
1pc Length: 1910mm Weight: 151g Price:

This is another slow pitch rod for anglers who fish with heavy jigs over 200m depth and yet still have the brute strength to lift a monstrous fish up to surface.

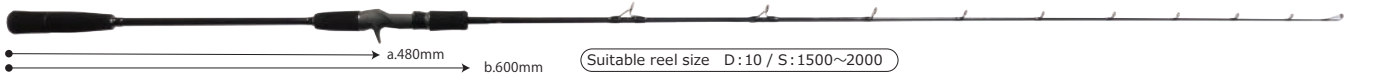
Galahad 63/2 Slow Overhead reel Model



Galahad 63/3 Slow Overhead reel Model



Galahad 62/3 Slow Overhead reel Model



Galahad 62/4 Slow Overhead reel Model



Guide: SIC-S Titanium frame K Guide Reel Seat: TCS17(Fuji)

Galahad Spinning Model Load Comparison→

622S,633S and 634S bend smoothly till belly section when you load so easier to keep your jig under control as you wished to. 585S and 526S little stiffer than others so potential of these will be shown when you fish vertically at rapid and deep area.

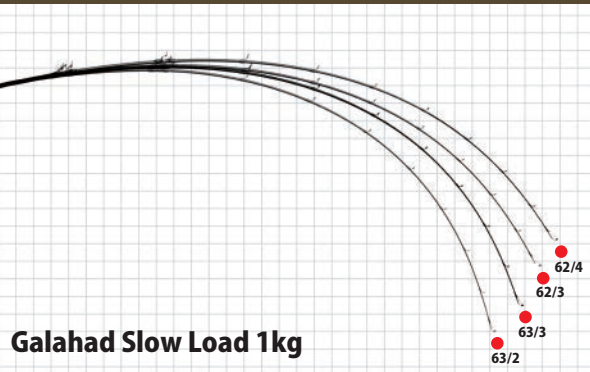


Galahad TRAVEX Load Comparison→

Galahad TRAVEX series are designed to become little stiffer and sharper than same power spec of 1piece model. Easier to load your power directory to jig when you start jerking especially on vertical jigging or approach to deep area with high pitch jerk.

Galahad 電 for Electric Reel Load Comparison→

To absorb the impact of power loading by electric reel, blank of this series have been designed to become more seamless even on continuous supply of loading. These have kind of parabolic action so good to be fished with manual overhead reel as well.



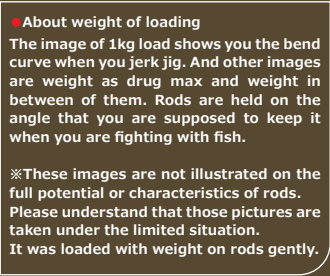
Galahad Slow Load 1kg

Although Galahad Slow jigging series have been designed to be skinny, it have been loaded toughness and strength on blank itself. So you will be able to give jig various action as such as slow pitch jerk to lure selective fish. If you jerk in slow pitch mainly, we recommend you to take 63/2 or 63/3. Otherwise 62/3 and 62/4 will be recommended to search bottom of the sea with inchiku or else.



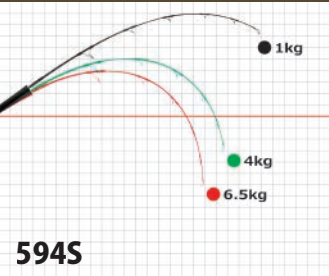
Galahad Overhead reel Model Load Comparison→

622B,623B and 624B have flexible tip to let your jig swim naturally and you can adjust the way of approach if you are required thanks to belly and butt section that have been loaded moderate stiffness and repulsive force. 526B is little stiffer than others to fish as you planed at deep area or rapid water.



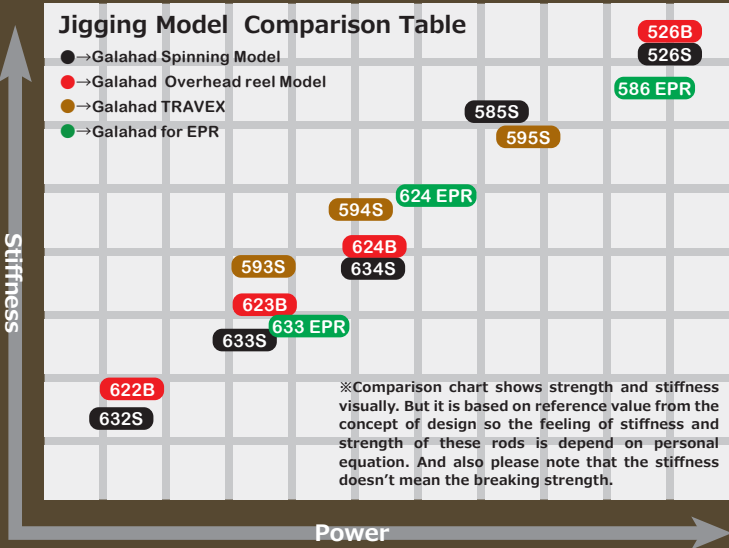
●About weight of loading
The image of 1kg load shows you the bend curve when you jerk jig. And other images are weight as drag max and weight in between of them. Rods are held on the angle that you are supposed to keep it when you are fighting with fish.

※These images are not illustrated on the full potential or characteristics of rods. Please understand that those pictures are taken under the limited situation. It was loaded with weight on rods gently.



Jigging Model Comparison Table

- Galahad Spinning Model
- Galahad Overhead reel Model
- Galahad TRAVEX
- Galahad for EPR



※Comparison chart shows strength and stiffness visually. But it is based on reference value from the concept of design so the feeling of stiffness and strength of these rods is depend on personal equation. And also please note that the stiffness doesn't mean the breaking strength.

New model

SeaWalk Light Jigging

SeaWalk / Light Jigging Series / 6 Line up

Target/Blue runner・Rock fish・Hair-tail・Red Sea Bream
Horse Mackerel・Grunts

“Light-Jigging” models are categorized as a new series of “SeaWalk” to be adjusted to light jigging with Tungsten-Jig.

We present three kind of spec for spinning and overhead models and those will cover jig weight from extra light (15g) to mid heavy (150g). You can aim Grunt, Horse mackerel, Blue runner, Rockfish, Sea bream or Hairtail systematically with these line up of new Seawalk series.

Blanks of light Jigging series have been employed flexibility on tip, high operational performance on belly section and huge power on butt section to keep large fish under control especially when you use Tungsten-Jig.

The most important factor of “light jigging” with Tungsten-jig is how rod itself make jig swim naturally and shift to let it fall with quick response automatically. Of course it is also important for fine result to sense condition of the sea, then adjust jig weight to your PE line. That is the reason why we have pursued high sensitivity and flexible tip section to let Jig swim naturally.

As we have explained already, you do not have to worry if bigger fish than you have expected is on. All models of light jigging series have been loaded enough power to keep huge fish under control. SeaWalk Light-Jigging series will cover various situation and wide variety of target. We hope that you pick one of those to aim various target strategically.

NEW SeaWalk Light Jigging 67UL Spinning Model

Lure: Jig 15~40g Cast Max 25g Line: PE 0.4~0.8
2pcs Length: 2015mm Weight: 102g Price:

This is the ultra-light class of light-jigging series to aim Grunt, Horse mackerel or else on shallow water with light weight jigs (around 20g). Combination of super fine PE line and Tungsten-jig make super light jigging possible to aim school of Grunt with falling action or Horse mackerel on the very bottom of the sea. And you will be able to cast jigs up to 25g or let jig up to 40g swim naturally in the 40m depth of water without any stress so you can aim variety of target depend on depth of water systematically. It is bent nicely when even sea bream over 80cm or blue runner around 5kg and load huge power on blanks to pull it on the surface without losing initiative.

NEW SeaWalk Light Jigging 64L Spinning Model

Lure: Jig 30~80g Cast Max 35g Line: PE 0.6~1
2pcs Length: 1935mm Weight: 114g Price:

This is the standard model for light-jigging with Tungsten-jig on inshore. If you wish to cast jig up to 35g compactly or if you wish to cast Tungsten-jig or Tai rubber jig to search target widely around 30~60m depth of the sea, belly and butt section which have been loaded moderate stiffness and strength make it possible. Thanks to performance of well-balanced tip and belly section, you can manipulate jig up to 80g on 80m depth of the water and you can keep jig swimming naturally without too much kickback.

NEW SeaWalk Light Jigging 64ML Spinning Model

Lure: Jig 60~120g Cast Max 50g Line: PE 0.6~1.2
2pcs Length: 1935mm Weight: 115g Price:

This is heaviest model of spinning model in this series. It will suit to deep area such as 50~100m depth or field that current running rapidly. You can cast jig up to 50g. At the situation of vertical and horizontal fishing, you can handle jig up to 120g without any stress. You will notice that strength of butt section of 64ML once bigger fish than you expected is on. Taking advantage of cast ability and falling speed as spinning model, this 64ML will be the huge advantage if you fish on the sea very deep or current running rapidly.



NEW SeaWalk Light Jigging B66L Overhead reel Model

Lure: Jig 40~80g Line: PE 0.6~1
2pcs Length: 1985mm Weight: 131g Price:

This 66L have employed high versatility to fish with Tungsten-Jig on 20m~50m depth of the sea. It will be good to be used for Tairubber game thanks to its flexible tip section and belly section which have moderate stiffness with high sensitivity to let you notice vital information or slightly changes of current. If you wish to aim Hair tail or Sea bass on bay area and try not to let jig move too much, this 66L will make it easier than other models for sure.

NEW SeaWalk Light Jigging B66ML Overhead reel Model

Lure: Jig 40~120g Line: PE 0.8~1.2
2pcs Length: 1985mm Weight: 131g Price:

66ML have characteristic to cover wide range of depth of the sea (30m~80m) thanks to its well-balanced sensitiveness and powerfulness. Even you fish with Tungsten-jig, you will never lose response speed of jerk taking advantage of high sensitivity and manipulate ability thanks to characteristics of overhead model. It is also good to be used for Tairubber game in deep area (80m~100m) or current running rapidly.

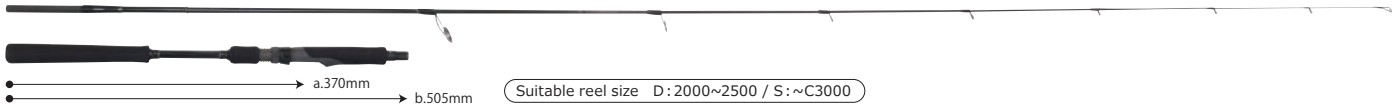
NEW SeaWalk Light Jigging B65M Overhead reel Model

Lure: Jig 60~150g Line: PE 0.8~1.5
2pcs Length: 1960mm Weight: 128g Price:

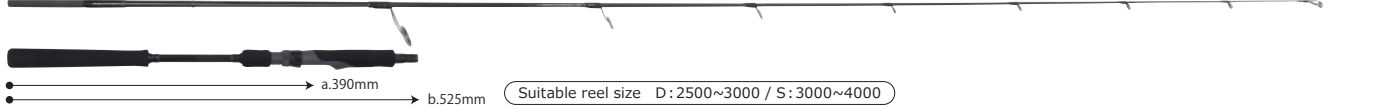
This 65M is the most powerful model of light-jigging series which is good to be fished in high population of blue runner. Compared to other models of light-jigging series, it has been loaded little stiffer blank than other and you can enjoy manipulating jig manually with this 65M at your will. You can handle 80g~150g of Tungsten-jig comfortably with it. If you are going to fish in 100m depth of water or rapid area with fine line, we recommend you to take this 65M.



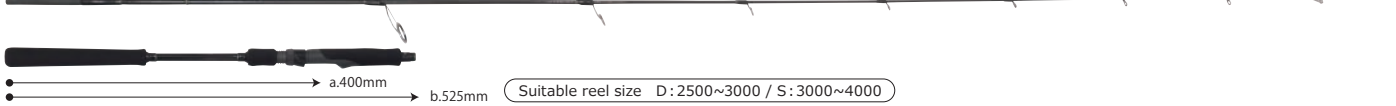
SeaWalk Light Jigging 67UL Spinning Model



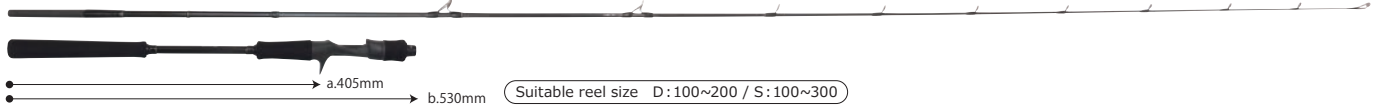
SeaWalk Light Jigging 64L Spinning Model



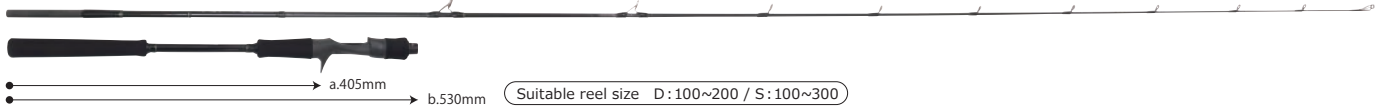
SeaWalk Light Jigging 64ML Spinning Model



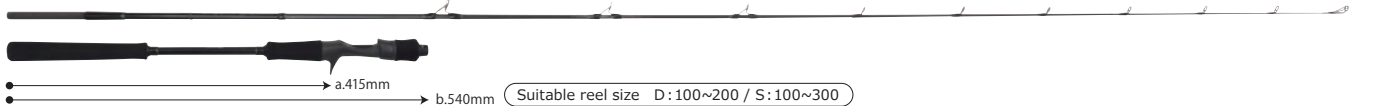
SeaWalk Light Jigging B66L Overhead reel Model



SeaWalk Light Jigging B66ML Overhead reel Model



SeaWalk Light Jigging B65M Overhead reel Model



Guide: SiC-S stainless frame K guide(Fuji) Reel Seat: Spinning Model VSS16 / Overhead reel Model PULS17(Fuji) Joint: Grip joint



SeaWalk Taijigging

SeaWalk / Taijigging Series/ 4 Line up

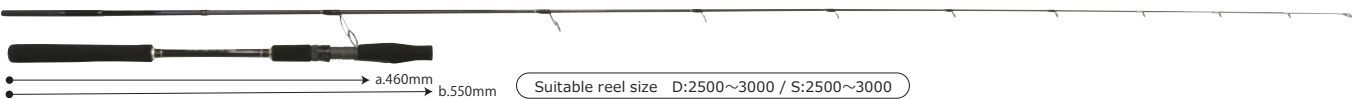
Target / Red Sea Bream・Blue runner・Rock fish

Tai jigging model is designed to let anglers set hook on the hard mouth of sea bream while remaining sensitivity and flexibility on tip section which reduce strangeness feeling when they try to make contact with your jig.

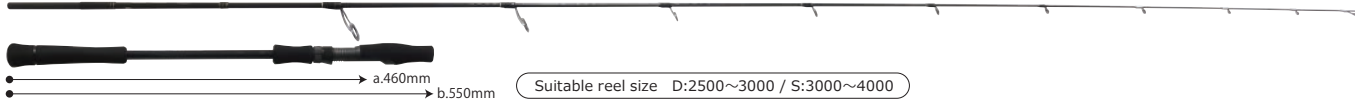
75L and 75ML are designed dedicatedly for just winding or swimming action, 611ML is deserved to be called “basic” in this series, 63M is specialized model to cover deep and rapid area. As you can see, there are variety of models in Taijiggiing series and all of them have enough power on butt section to keep even blue runner under control.



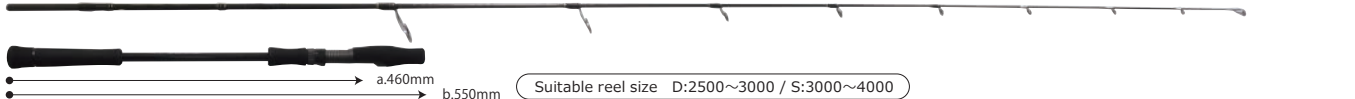
SeaWalk Taijigging 75L NANO Spinning Model



SeaWalk Taijigging 75ML Spinning Model



SeaWalk Taijigging 611ML Spinning Model



SeaWalk Taijigging 63M Spinning Model



Guide: SIC-S stainless frame K guide(Fuji) Guide: IPS16(Fuji) Joint: 75L,75ML,611ML Grip joint

SeaWalk Taijigging 75L NANO Spinning Model

Lure: Jig 10~80g Line: PE 0.4~1
2pcs Length: 2280mm Weight: 127g Price:

If you are struggling with selective monster or when you fish at shallow area less than 50m depth, this light jigging model will be your perfect buddy for sure. Blanks of this fine rod that is consisting of NANOALLOY® technology of TORAY also allows you to use fine line and light jig and you will be able to keep monster snapper under control without being pulled line out from spool. Although around 40g jigs and PE 0.6~0.8 will be recommended, you can choose finer line such as PE0.4(8lb fluorocarbon leader) to aim monster snapper which might be there.

SeaWalk Taijigging 75ML Spinning Model

Lure: Jig 20~100g Line: PE 0.6~1.5
2pcs Length: 2280mm Weight: 129g Price:

This is of course good for not only generalized wind fishing but also good for pursuing the potential of jigging game of red sea bream. This is good to be fishing with jig weight 20g~100g and you will be able to do long lift & fall taking advantage of its length. This have been loaded high versatilty to cover various ways of fish, to cover seasons from early summer to late fall and to cover shallower than 30m depth of the sea to catch red sea bream.

SeaWalk Taijigging 611ML Spinning Model

Lure: Jig 40~120g Line: PE 0.8~1.5
2pcs Length: 2130mm Weight: 125g Price:

This is the basic model of SeaWalk Tai Jigging series. This is good to be used with jig weight 40g~120g which is basic weight for Red Sea Bream jigging. You will be able to wind jig comfortably and set the hook easily. The potential of this 611ML will come out when you use it on spawning season in spring, fish at deep areas such as 50m depth of the sea or where the rapid current. We think this is the one for anglers no matter if you are a beginner or expert.

SeaWalk Taijigging 63M Spinning Model

Lure: Jig 60~150g Line: PE 1~2
1pc Length: 1910mm Weight: 127g Price:

When you want to catch giant snapper, you will be required to fish at area that are deep and fast current usually. This is for you to pull big snapper out from deep and capture the tough situation like that. This shortest rod in this series enables you to use 150g maximum without losing manipulation performance. Nice & sensitive tip section will set hook on the mouth of snapper, tough and powerful belly and butt section will keep monster snapper under control and pull it up to surface quickly. It is absolutely perfect rod for anglers who wish to have a one on one battle with giant snapper. (Able to aim Trevally, Blue runner or Rock fish up to 5kg)



SeaWalk Tairubber

SeaWalk / Tairubber Series / 5 Line up

Target / Snapper

SeaWalk Tairubber models are loaded high sensitivity to transmit slightest changes of current, movement and vital information of sea bream. Flexible tip section will not give the fish strangeness feel and powerful butt section keep even monster size which is unexpected under control. 65UL, 61L and 60ML are basic models of this series and 68L and 68ML are designed dedicatedly for deep and rapid area to utilize the enhanced butt section.

68L and 68ML are also suitable for light jigging for hair tail or else with electric reel.

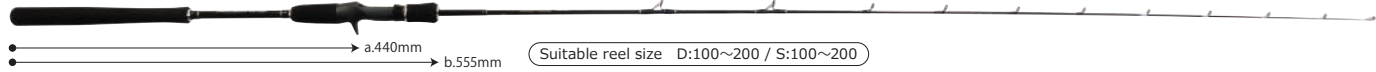


SeaWalk Tairubber 65UL Overhead reel Model


Lure: Weight Max 80g Line: PE ~0.8
1pc Length: 1950mm Weight: 119g Price:

The softest tip of the series belongs to this model, yet the belly to butt section holds decent power against any snapper. Both vertical or drift jigging can be used. When faced with rough seas this 6ft 5in length rod won't get in your way.

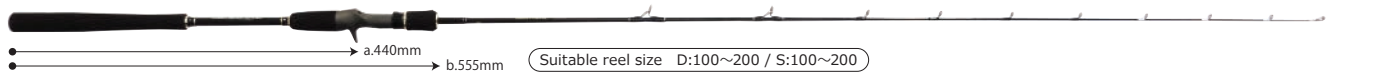
SeaWalk Tairubber 61L Overhead reel Model




SeaWalk Tairubber 61L Overhead reel Model



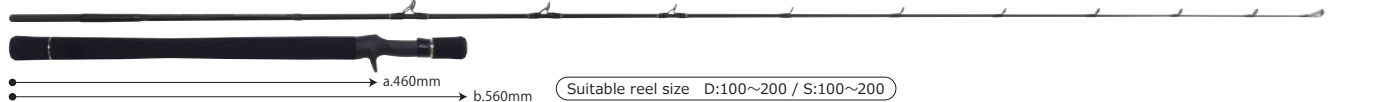
SeaWalk Tairubber 60ML Overhead reel Model



SeaWalk Tairubber 68L Overhead reel Model



SeaWalk Tairubber 68ML Overhead reel Model



Guide: SIC-S stainless frame K guide(Fuji) Guide: TCS16(Fuji) Joint: 68L,68ML Grip joint

SeaWalk Tairubber 61L Overhead reel Model

Lure: Weight Max 80g Line: PE ~1
1pc Length: 1850mm Weight: 125g Price:

This basic model is equipped with a highly sensitive blank and a soft tip that will not spook the fish during a bite. The responsive action of the butt ensures proper hook-up on the tough part of the snapper's mouth.

SeaWalk Tairubber 60ML Overhead reel Model

Lure: Weight Max 100g Line: PE ~1.2
1pc Length: 1825mm Weight: 127g Price:

Unlike other super stiff rods in the market, the butt section of this rod will follow through the unexpected thrashing of the fish thus reducing bust off and hook failure. Anglers can confidently battle a snapper over 80cm.

SeaWalk Tairubber 68L Overhead reel Model

Lure: Weight Max 100g Line: PE ~1.2
2pcs Length: 2070mm Weight: 163g Price:

This is the utility model to cover waters from coastal to open sea. You will be able to set the hook on easily without putting any stress on fish because of its tip section which have been loaded exquisite flexibility. Belly and butt section have been designed to be tenacious so that it will cover not only small one in shallow area but also trophy fish in deep area. Tip to belly section will be bent nicely so that it have been achieved wide range of capacity of lure weight.

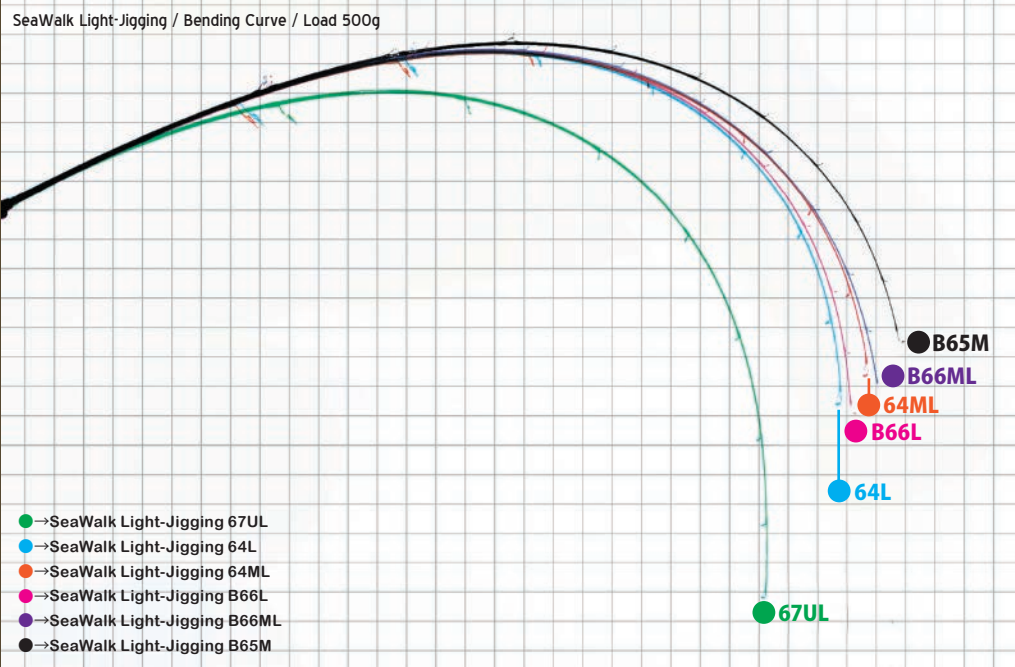
SeaWalk Tairubber 68ML Overhead reel Model

Lure: Weight Max 150g Line: PE ~1.5
2pcs Length: 2070mm Weight: 167g Price:

This have been loaded more power on section from belly to butt than 68L while taking over sensitive tip section of 68L. Anglers will be able to sense the small contact of fish or slightly changes of current even when you fish on the water where rapid current or tough and deep area where have to be used lure more than 100g because of its ability of high response on the blank. It have been loaded huge power on butt section to lift fish with less power than ever even if it is big fish such as 80cm or bigger.

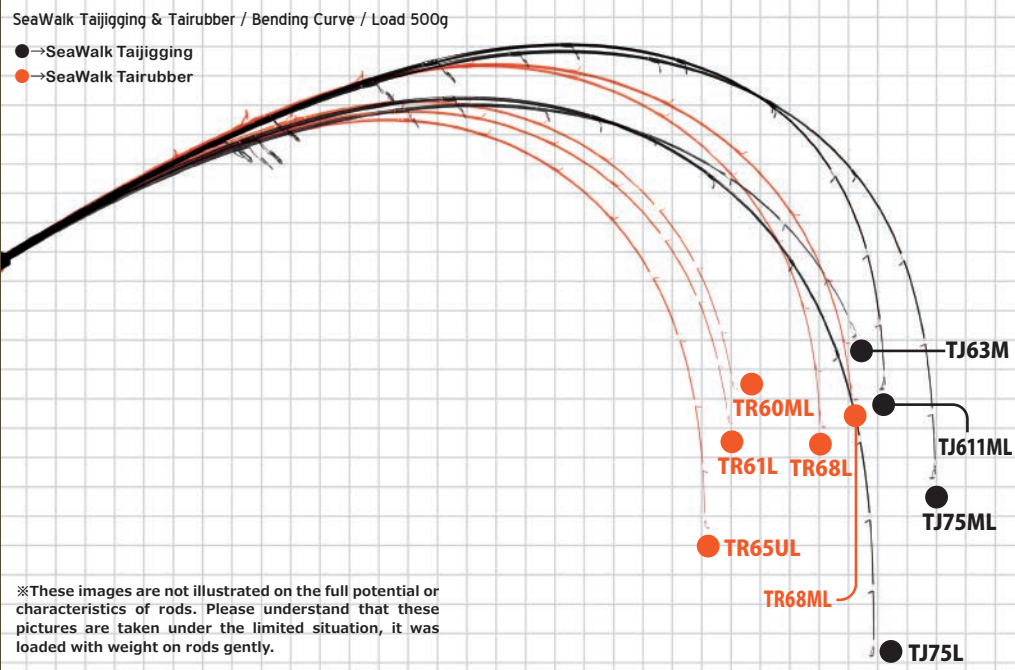
SeaWalk Light-Jigging Spinning & Overhead reel Model Load 500g→

These are comparison images of 「SeaWalk Light-jigging」 series which are loaded 500g weight on tip. Common characteristics of light Jigging series are that tip section which have been employed flexibility, belly section which have high operational performance and butt section which have been loaded huge power to keep large fish under control. Although these are suited to let jig swim naturally, if you chose more powerful model in this series, you will be able to jerk in steady rhythm thanks to moderate stiffness on the blanks. Blanks of spinning and overhead are totally different even if they are in same power class. Common characteristic of Light-jigging series is tough butt section. Even though 67UL is bent well, enough butt power is on it. Enough power to aim fish over 5kg is loaded on all of blanks for Light-jigging series. Please select power class depends where you fish on or how heavy jig you choose.



SeaWalk Taijigging SeaWalk Tairubber Spinning & Overhead reel Model Load 500g→

These are comparison images of SeaWalk series which are loaded 500g weight on tip. Bending curve of 63M seems different from other models. It is caused by 1 piece design of 63M. Butt section of 63M seems little weaker than others from this chart because it is designed to be bent the whole blank very smoothly to hunt monster red sea bream. Although 75L is bending well on butt section as you can see from this chart. Because of the characteristics of NANOALLOY® which makes it bend well when it is loaded, and lift fish up powerfully while you are fighting.




SeaWalk Comparison Table

Although all 6 models of Light jigging have enough power to aim fish over 5kg is loaded on blanks, comaprisn table shows you the power includes feeling of manipurations. That means you can handle lighter jig with lighter models. *Also you will be able to fight and land on red sea bream over 80cm with Tairubber and Tai jigging series.* Sensitiveness of models which are higher power on this chart table is higher when you use it in fast current. Please note that "power" on this chart is not just stands for availability to catch big fish. That meant the models which are on higher power are good to be used in deep water or fast current.

●→SeaWalk Light-Jigging
●→SeaWalk Taijigging
●→SeaWalk Tairubber

Stiffness



Boat Casting
BlueSniper
BOAT CASTING
BLUE REEF



BlueSniper / BOAT CASTING Series / 11 Line up

Target/Blue-runner・Tuna・Bonito・Seerfish・Dorado

Although it was not easy to design the rod that will be able to keep different characteristics on one rod without any compromise, we have formed it with knowledges and techniques that has been accumulated over a long period of time. We present you these 11 choices of BlueSniper Boat Casting model for each target as such as bonito, kingfish and tuna to be enable all level of anglers to handle. We believe that you will be able to feel the faith that we are pursuing to build fishing rod when you hooked up huge one with BlueSniper for sure.

BlueSniper 81/2

Lure: 15~50g Line: PE 2~3 Drag Max: 4kg/45°
2pcs Length: 2480mm Weight: 233g Price:

This model will enable anglers to use lures not previously capable on its predecessor such as small sardine or 15cm size bait. The flexible tip allows usage on small lures and can still handle fish up to 10kg. Based on much wider range of lure capacity than previous series, you will be able to match the bait more than ever.

Target : Bonito・Migratory fish less than 10kg・Blue-runner/ Lure : Plug

BlueSniper 70/2

Lure: 20~60g Line: PE 2~3 Drag Max: 4kg/45°
2pcs Length: 2140mm Weight: 220g Price:

This is the short length model with high maneuverability. This is the one that will do great job, whereby the situations that needs you to cast from limited space such as small boat. The flexible tip enable anglers to cast lures around 15g in rhythmically and landing fish smoothly because of its length.

Target : Bonito・Migratory fish less than 10kg・Blue-runner / Lure : Plug

BlueSniper 79/3

Lure: 30~70g Line: PE 2~4 Drag Max: 5kg/45°
2pcs Length: 2365mm Weight: 263g Price:

A technical rod by definition, this rod has incredible lure manipulation with a good casting feel. This has a tip section of a Pe 3 class but a Pe 4 class butt section. This combination has been very popular since inception in 2014. It has enough power to fight a blue fin tuna up to 20kg or a 10kg blue runner. During testing, we have caught a 40kg bluefin tuna. The potential of this rod is simply beyond imagination.

Target : Migratory fish less than 15kg・Blue-runner・Trevally・TUNA / Lure : Plug

BlueSniper 75/4

Lure: 30~100g Line: PE 3~4 Drag Max: 7kg/45°
2pcs Length: 2260mm Weight: 279g Price:

This is the short length model with good casting performance. Anglers will able to cast lures up to 80g with less force. And we believe that it will be helpful when you are in situation that your are required to cast from a limited space such as small boat.

Target : Migratory fish less than 15kg・Blue-runner・Trevally・TUNA

Lure : Plug (Popper up to 70g)

BlueSniper 82/4

Lure: 30~110g Line: PE 4~5 Drag Max: 8kg/45°
2pcs Length: 2520mm Weight: 310g Price:

This rod has a greater range of lures from 30gm to 110gm. When load applied, it bends nicely enabling anglers to land the fish easily. Just like the 79/3, it also performs well as a standard rod for kingfish or yellowtail.

Target : Migratory fish less than 20kg・Blue-runner・Trevally・TUNA / Lure : Plug

BlueSniper 80/5

Lure: 40~120g Line: PE 5~6 Drag Max: 10kg/45°
2pcs Length: 2440mm Weight: 333g Price:

80/5 has been designed as versatile model to make action of lure importance. When there is tough situation, it handles diving pencil or poppers up to 100gm. The stiffer belly section makes it an effective rod against kingfish or trevally.

Target : Migratory fish less than 20kg・Blue-runner・Trevally・TUNA / Lure : Plug



BlueSniper 82/6

Lure: 50~130g Line: PE 5~6 Drag Max: 12kg/45°
2pcs Length: 2505mm Weight: 346g Price:

The most powerful model of the Blue Sniper series. it can handle a huge kingfish and small GT. We have redesigned the whole rod to handle a greater lifting power but at the same time improving control of lures such as diving pencils. This is the one which enable anglers to lure fish technically, and also to keep fish under control and land speedy when they fight.

Target : Migratory fish less than 25kg・Blue-runner・Small sized GT・TUNA Lure : Plug

BlueSniper 85/4 Canary

Lure: 25~100g Line: PE 3~5 Drag Max: 8kg/45°
2pcs Length: 2570mm Weight: 339g Price:

This is multiple and lighter model of Blacky series. As you can notice from "Canary" the name of 85/4, when you aim canary-colored fish as such as yellow fin tuna or kingfish, it will be the perfect partner of you. And you will be able to get enough distance to aim large fish with small lure such as less than 30g. When you do not want fish to run as it likes, powerful butt section will help you to stop the sudden run of lively fish and to pull it to surface quicker than you thought. It has full of versatility with our techniques of design, without any compromises.

Target : TUNA up to 40kg・Blue-runner / Lure : Plug

BlueSniper 81/6 Blacky

Lure: 30~110g Line: PE 4~6 Drag Max: 13kg/45°
2pcs Length: 2480mm Weight: 378g Price:

This is primarily a light tuna rod that enable to cast smaller lures which closely mimics actual baitfish. You can cast a small lure weighing 30gm but it also has enough power to wrestle a tuna around 50kg. The same performance as currently blacky series, it has been designed to be bent nicely, and will correspond with the sudden run of big tuna, and to reduce the burden of anglers.

Target : TUNA up to 50kg・Blue-runner / Lure : Plug

BlueSniper 81/8 Blacky

Lure: 45~120g Line: PE 6~8 Drag Max: 15kg/45°
2pcs Length: 2480mm Weight: 387g Price:

This has been designed as a versatile tuna rod which can cast not only small lures matching the size of sardines but also medium lures size of Dorado or baby yellow tail. Although the belly section will be bent and enable you to hold it with 70° of angle, it will still has enough power to pull up a tuna to the surface.

Target : TUNA up to 70kg / Lure : Plug

BlueSniper 81/10 Blacky

Lure: 50~130g Line: PE 8~10 Drag Max: 17kg/45°
2pcs Length: 2480mm Weight: 399g Price:

Rated at Pe 10 class for power, this rod targets big tunas around 100kg. The blank has more power than the 81/8 to enable casting lures up to 160gm. Like the Blacky series, it bends nicely when loaded to endure the violent runs of tunas. 4ways carbon material are used on the butt section to reduce twisting of the blanks and adding another advantage during fights with big tuna.

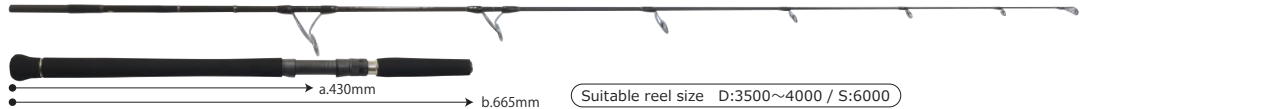
Target : TUNA up to 100kg/ Lure : Plug



BlueSniper 81/2



BlueSniper 70/2



BlueSniper 79/3



BlueSniper 75/4



BlueSniper 82/4



BlueSniper 80/5



BlueSniper 82/6



BlueSniper 85/4 Canary



BlueSniper 81/6 Blacky



BlueSniper 81/8 Blacky



BlueSniper 81/10 Blacky



Guide:(Fuji)

[79/3・75/4・82/4・85/4CA] SiC-S stainless frame K guide+SiC Ocean guide

[70/2・81/2] SiC-S stainless frame K guide [Rest of All]: SiC Ocean guide

Reel Seat:(Fuji)

[81/2・70/2・79/3・75/4] DPS18/BACK STOP Double Nut [Rest of All] DPS20/BACK STOP Double Nut

Joint: Grip joint

About exchange of Blacky's grip end
※BRC22.0 is on the end of grip as a standard but you can select aluminum gimbal instead. If you are interested in it, please make inquiries to dealer in your region.