



BLUE REEF 80/8 Dual

This has been designed to be little lighter than 711/10Dual to enable anglers to use light line to cast long distance and to manipulate lure more delicately. You will be noticed some characteristics when you used pencil bait especially and once you hooked huge GT up, you must feel massive power from butt section for sure. You will be surprised that ability of cast and force of restitution which is hidden in blank of 80/8Dual thanks to technology of NANOALLOY® from TORAY. Which means that burden of anglers should be reduced scenically.
 Trget : GT · Yellow Fin Tuna · Large king fish / Lure : Stick Bait · Popper with small cup face

BLUE REEF 711/10 Dual

This is high power model of 711/8. Even though this is for diving pencil mainly, It has been designed to be little more stiffer than 711/8 so it will cover various action as such as casting large lure heavier than 100g for long distance or manipulating popper with small face cup. Berry section of it will absorb the weight of fish to reduce physical burden of anglers and Angler will be able to lift huge fish while loading angler's weight thanks to that tough butt section. This will be recommended to anglers who requires that one for both diving pencil and small face cup popper.
 Trget : GT · Yellow Fin Tuna / Lure : Stick Bait · Popper with small cup face

BLUE REEF 710/10 Chugger

Most powerful model in BlueReef series. Design of this blank enable anglers to manipulate from large diving pencil to popper with large cup face. Because of toughness and stiffness loaded on this blank, anglers have to load their weight on the rod while fighting. But if you could do that properly, it will be your reliable arm for sure. Even you are manipulating lure in long distance, you will be able to handle it at your own will as directly as if it is nearby. Tend to be monotonous rhythm when you aim GT, 710/10 will enable you to manipulate lure in various way of action.
 Trget : GT · Yellow Fin Tuna / Lure : Stick Bait · Popper with small cup face

BLUE REEF Boat GT Model

GT game... Although GT bite lure aggressively and fight extremely hard, you will be required to manipulate lure as carefully and delicately as possible if you want to get result.

Of course, rod for GT is required versatility to be adjusted various lures which has been segmetalized to catch selective fish. We have tested these 3 models at tough fields such as southern islands of Japan over and over to shape our ideal of GT rod. Lightness to cast all day long, usability to respond anglers will, toughness and torque to keep initiative...reconcile these conflicting elements. We dedicate these series to anglers who are pursuing and aiming GT seriously.

BLUE REEF 711/8 StickBait

This is the model which is good at manipulating diving pencil sensitively as "Stick Bait" suggests. It has been loaded flexibility on tip section to manipulate diving pencil without popping it out of surface not only at short stroke action but also long stroke action... Keep fish under control at your own will with butt section which have been loaded enough toughness. We believe that you will choose this 710/8 whenever you go to fish because of that characteristic as such as well-balanced blank, excellent feeling of cast, and high operability. This will be recommended for not only GT but also for huge king fish or yellow fin tuna.
 Trget : GT · Large king fish · Yellow Fin Tuna / Lure : Stick Bait



BlueSniper 81/2



BlueSniper 70/2



BlueSniper 79/3



BlueSniper 75/4



BlueSniper 82/4



BlueSniper 80/5



BlueSniper 82/6



BlueSniper 85/4 Canary



BlueSniper 81/6 Blacky



BlueSniper Blacky About exchange of Blacky's grip end
 ※BRC22.0 is on the end of grip as a standard but you can select aluminum gimbal instead.
 If you are interested in it, please make inquiries to dealer in your region.



BlueSniper 81/8 Blacky



BlueSniper Blacky About exchange of Blacky's grip end
 ※BRC22.0 is on the end of grip as a standard but you can select aluminum gimbal instead.
 If you are interested in it, please make inquiries to dealer in your region.




BlueSniper 81/10 Blacky




BlueSniper Blacky About exchange of Blacky's grip end
 ※BRC22.0 is on the end of grip as a standard but you can select aluminum gimbal instead.
 If you are interested in it, please make inquiries to dealer in your region.



BLUE REEF 711/8 StickBait



BLUE REEF 80/8 Dual



BLUE REEF 711/10 Dual



BLUE REEF 710/10 Chugger




BLUE REEF 4 Line up

Model	Length	Close Length	Weight	Section	Lure	Line	Drag Max	Carbon	Suitable spinning reel size	Price
BR-80/8	2495mm	1785mm	373g	2pcs	Max 160g	Max PE 8	13kg/45°	99.4%	D : 6500 / S : 14000~18000	
BR-711/8	2470mm	1765mm	395g	2pcs	Max 160g	Max PE 8	13kg/45°	95.5%	D : 6500 / S : 14000~18000	
BR-711/10	2470mm	1765mm	400g	2pcs	Max 200g	Max PE 10	15kg/45°	95.7%	D : 6500 / S : 14000~18000	
BR-710/10	2415mm	1705mm	390g	2pcs	Max 220g	Max PE 10	15kg/45°	99.2%	D : 6500 / S : 14000~18000	

Guide: SIC Ocean guide (Fuji) Reel Seat: DPS20 (Fuji) Joint: Grip joint

- BlueSniper (Rod in dark gray)
- BlueSniper85/4 Canary (Rod in blue)
- BLUEREEF (Rod in red)



These are comparison images of BlueSniper series and BlueReef series which were loaded 3kg weight on tip. BlueSniper 85/4 Canary have been designed to aim yellow fin tuna and large king fish. It has high ability of casting and manipulating lure and once fish is on, you will be able to stop and hold these big target. 80/8 which is new for BlueReef series enable you to manipulate various lures and cast a distance without any stress. Of course enough power is loaded to butt section as GT rod. Blacky series are not on this table because quite hard to see the characteristics of Blacky series from angle of other rods. Although tip section of Blacky series will bend as same as 85/4, butt power of these are almost as same as BlueReef series. These have been designed to enable you to hold 70 degrees while fish is on. By doing so, potential of power which is hidden in butt section will be brought out.

※Please note that only Blacky series can be held 70 degrees angle.

※These images are not illustrated on the full potential or characteristics of rods. Please understand that these pictures are taken under the limited situation, it was loaded with weight on rods gently.



Equipment for light-jigging

We think that category of lure fishing game on salt water which have been redefined remarkably recently is light jigging game. It is not jigging aiming at light target.

We reckon that anglers will be able to aim various kind of target while taking advantage of finer line than before. Although there were some way of approach to catch fish with fine line so far, metal jigs with low specific gravity such as made of tungsten become majority these days as the method of using it developed.

Currently, anglers have to jerk and adjust the speed of winding to control movement of metal jig. But in recent years, many anglers have started using finer line than ever used so that metal jig attract fish while it is falling to the bottom of water.

We think that this method have been inspired by slow pitch jigging, jigging for sea bream, Tai rubber game or else. Yet most of fish reject PE line so far, that is still one of the essential element for development of jigging for sure. And PE line have progressed rapidly in recent years to be achieved good balance between fineness and durability while reducing the disadvantage of using PE line.

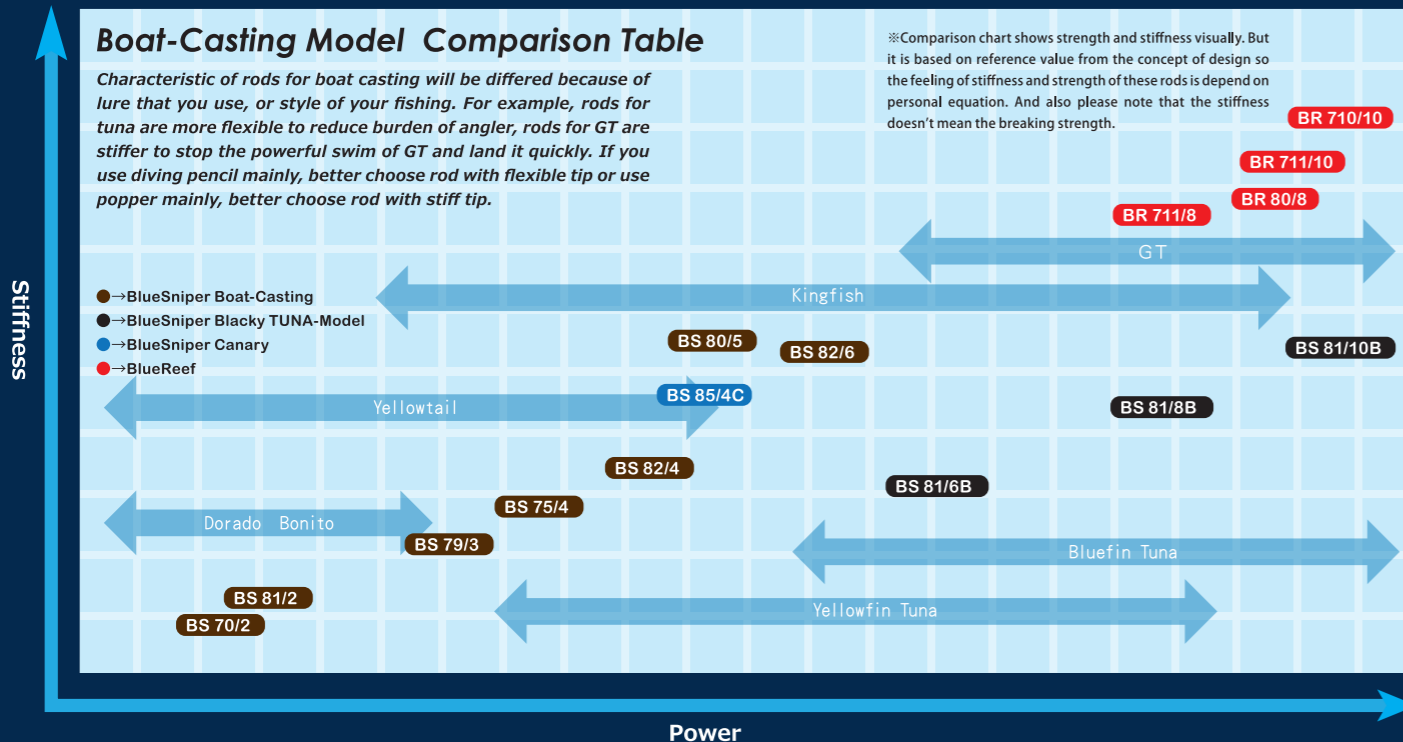
We believe that light jigging game will be developed remarkably if you renew your thought, chose equipment with new sense of value and build your own method.



Boat-Casting Model Comparison Table

Characteristic of rods for boat casting will be differed because of lure that you use, or style of your fishing. For example, rods for tuna are more flexible to reduce burden of angler, rods for GT are stiffer to stop the powerful swim of GT and land it quickly. If you use diving pencil mainly, better choose rod with flexible tip or use popper mainly, better choose rod with stiff tip.

※Comparison chart shows strength and stiffness visually. But it is based on reference value from the concept of design so the feeling of stiffness and strength of these rods is depend on personal equation. And also please note that the stiffness doesn't mean the breaking strength.





SeaWalk Light Jigging Model

Seawalk series are well designed to fish with fine line around PE1. Although these are very much fine blanks, you will be satisfied with power, torque, and strong repulsive force hidden in blanks. We present you Tai jigging model, Tai rubber model, and Hair tail jigging model as Seawalk light jigging series. Tai jigging model is designed to let anglers set hook on the hard mouth of sea bream while remaining sensitivity and flexibility on tip section. If you fish on where current runs rapidly or deep and rough area, 63M is work well. Tai rubber models are loaded high sensitivity to transmit slightest changes of current or movement and vital information of sea bream. Flexible tip section will not give the fish uncanny feel and powerful butt keep even monster size under control. SeaWalk Sabeling series have been designed to make jig not to move too much. And also it have been loaded enough power on belly and butt sections, enough sensitiveness and flexibility on tip section to shift power towards it smoothly. Seawalk series are well balanced as a specialized rod to aim each target.

SeaWalk Taijigging 75L NANO

If you are struggling with selective monster or when you fish at shallow area less than 50m depth, this light jigging model will be your perfect buddy for sure. Blanks of this fine rod that is consisting of NANOALLOY® technology of TORAY also allows you to use fine line and light jig and you will be able to keep monster snapper under control without being pulled line out from spool. Although around 40g jigs and PE 0.6~0.8 will be recommended, you can choose finer line such as PE0.4(8lb fluorocarbon leader) to aim monster snapper which might be there.

SeaWalk Taijigging 75ML

This is of course good for not only generalized wind fishing but also good for pursuing the potential of jigging game of red sea bream. This is good to be fishing with jig weight 20g~100g and you will be able to do long lift & fall taking advantage of its length. This have been loaded high versatility to cover various ways of fish, to cover seasons from early summer to late fall and to cover shallower than 30m depth of the sea to catch red sea bream.

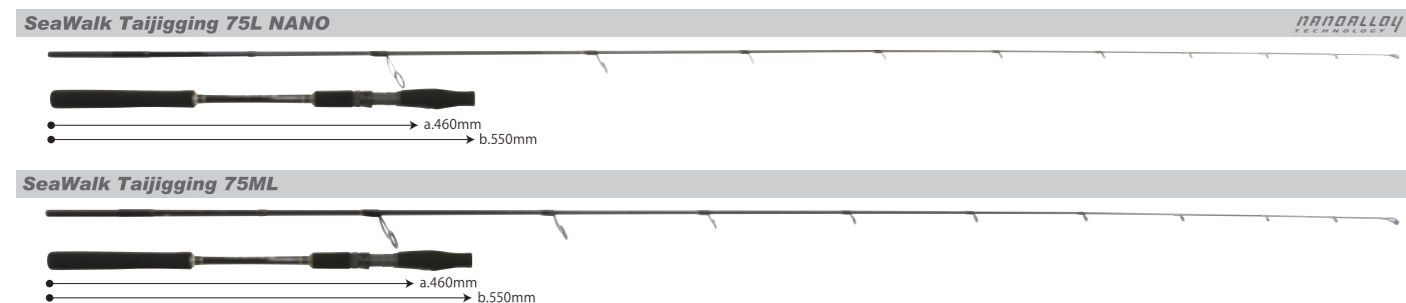
SeaWalk Taijigging 611ML

This is the basic model of SeaWalk Tai Jigging series. This is good to be used with jig weight 40g~120g which is basic weight for Red Sea Bream jigging. You will be able to wind jig comfortably and set the hook easily. The potential of this 611ML will come out when you use it on spawning season in spring, fish at deep areas such as 50m depth of the sea or where the rapid current. We think this is the one for anglers no matter if you are a beginner or expert.

SeaWalk Taijigging 63M

When you want to catch giant snapper, you will be required to fish at area that are deep and fast current usually. This is for you to pull big snapper out from deep and capture the tough situation like that. This shortest rod in this series enables you to use 150g maximum without losing manipulation performance. Nice & sensitive tip section will set hook on the mouth of snapper, tough and powerful belly and butt section will keep monster snapper under control and pull it up to surface quickly. It is absolutely perfect rod for anglers who wish to have a one on one battle with giant snapper. (Able to aim Trevally, Blue runner or Rock fish up to 5kg)

※Please note that weight of jig for Tai jigging models is set to be jerked jig lightly or to be just retrieved.



SeaWalk Tairubber 65UL

The softest tip of the series belongs to this model, yet the belly to butt section holds decent power against any snapper. Both vertical or drift jigging can be used. When faced with rough seas this 6ft 5in length rod won't get in your way.

SeaWalk Tairubber 61L

This basic model is equipped with a highly sensitive blank and a soft tip that will not spook the fish during a bite. The responsive action of the butt ensures proper hook-up on the tough part of the snapper's mouth.

SeaWalk Tairubber 60ML

Unlike other super stiff rods in the market, the butt section of this rod will follow through the unexpected thrashing of the fish thus reducing bust off and hook failure. Anglers can confidently battle a snapper over 80cm.

SeaWalk Tairubber 68L

This is the utility model to cover waters from coastal to open sea. You will be able to set the hook on easily without putting any stress on fish because of its tip section which have been loaded exquisite flexibility. Belly and butt section have been designed to be tenacious so that it will cover not only small one in shallow area but also trophy fish in deep area. Tip to belly section will be bent nicely so that it have been achieved wide range of capacity of lure weight.

SeaWalk Tairubber 68ML

This have been loaded more power on section from belly to butt than 68L while taking over sensitive tip section of 68L. Anglers will be able to sense the small contact of fish or slightly changes of current even when you fish on the water where rapid current or tough and deep area where have to be used lure more than 100g because of its ability of high response on the blank. It have been loaded huge power on butt section to lift fish with less power than ever even if it is big fish such as 80cm or bigger.

SeaWalk Sabeling 63UL

Line breakage can occur if the jig moves too much when jigging for Hair-tail. The blank with much of flexibility was designed to reduce excess movement of the jig and reduce the loss of fish due to the unique movement of the Hair-tail.

SeaWalk Sabeling 63L


The moderate stiffness allow anglers to control their jigs more deliberately from no motion to an aggressive stance. This is the most basic model for light tackle micro jigging.

SeaWalk Sabeling 63ML

The outstanding sensitivity of this rod can sense a strike during the drop and ideal for situations where fish is active and responds well to jigs. The nature of this rod enables anglers to adapt quickly to ever changing conditions.

SeaWalk Sabeling 63M

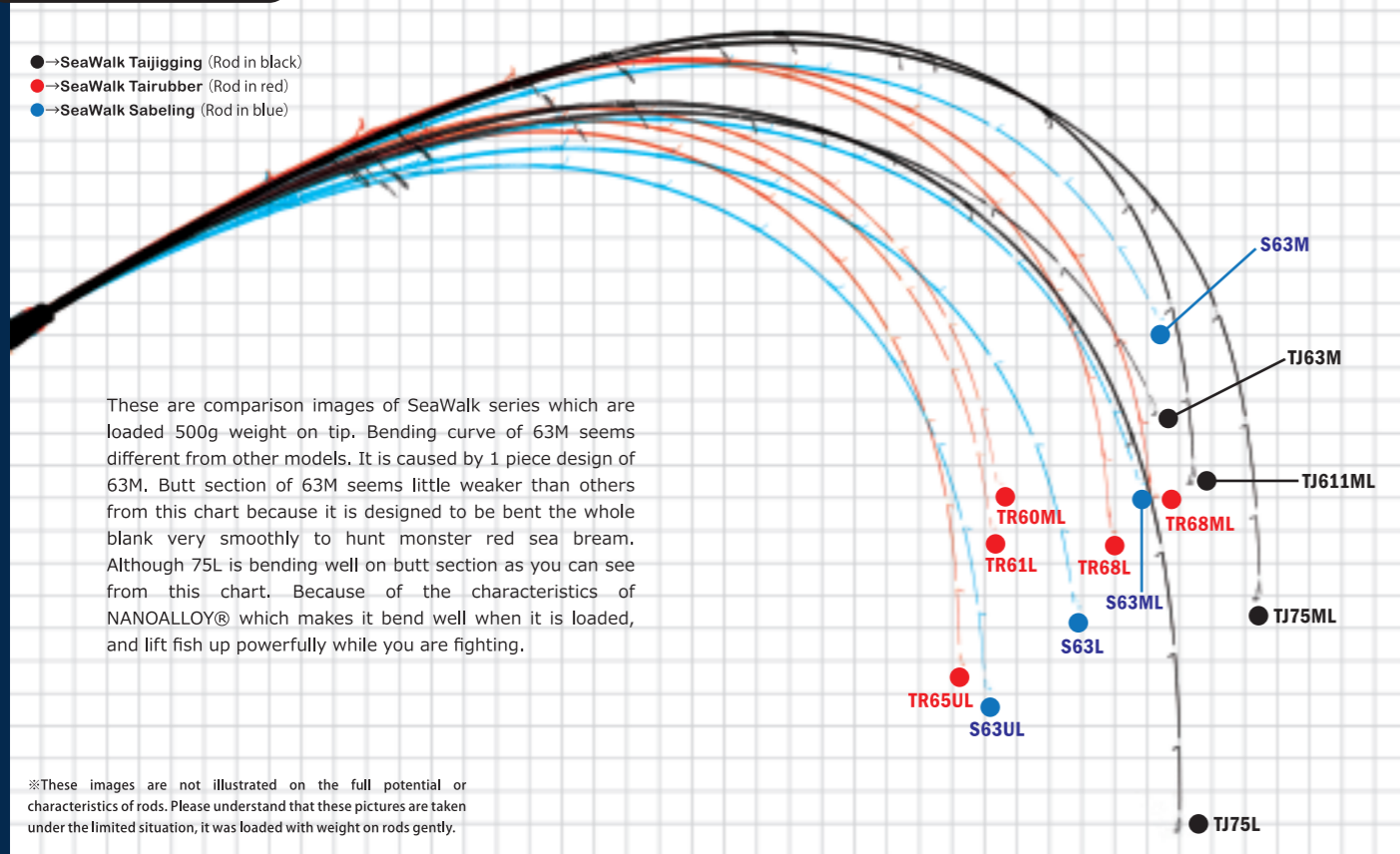
This model is for deeper waters targeting big Hair-tails. It won't even budge against those dragon size hair-tails. 150gm jigs are ideal. It is an integration of "inducing a bite, hooking up and landing".



SeaWalk 13 Line up

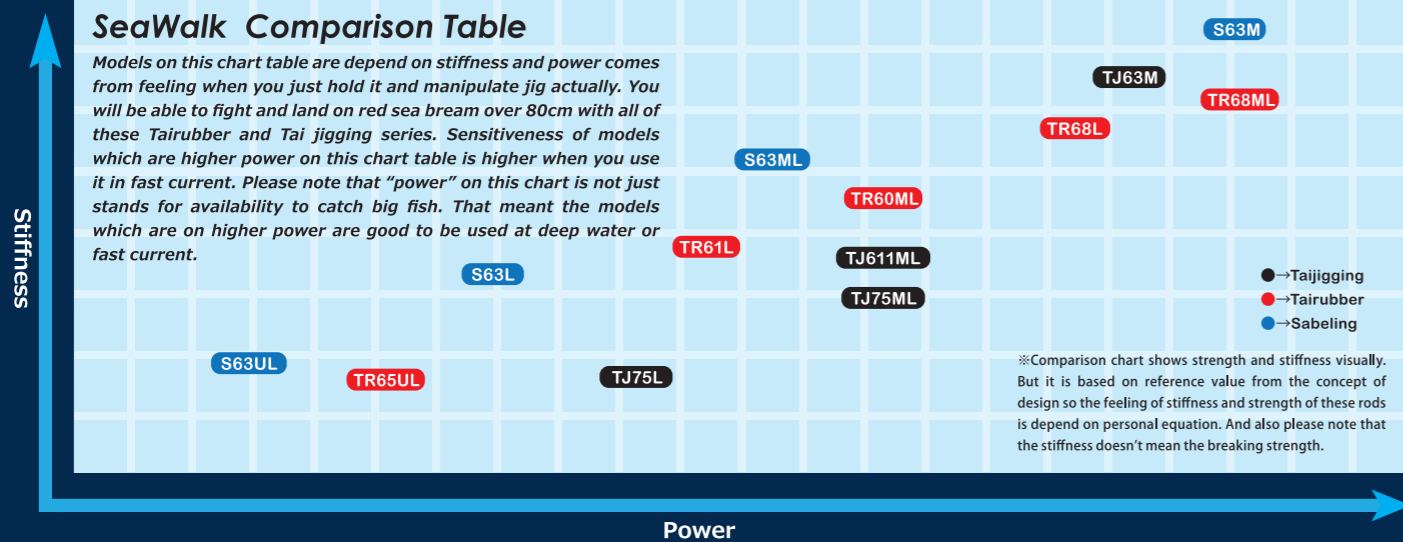
Model	Length	Close Length	Type	Weight	Section	Jig	Line	Carbon	Suitable reel size	Price
SWTJ-75L	2280mm	1800mm	S	127g	2pcs	10~80g	PE 0.4~1	87.4%	D : 2500~3000 / S : 2500~3000	
SWTJ-75ML	2280mm	1800mm	S	129g	2pcs	20~100g	PE 0.6~1.5	91.4%	D : 2500~3000 / S : 3000~4000	
SWTJ-611ML	2130mm	1650mm	S	125g	2pcs	40~120g	PE 0.8~1.5	88.8%	D : 2500~3000 / S : 3000~4000	
SWTJ-63M	1910mm	----	S	127g	1pc	60~150g	PE 1~2	87.4%	D : 2500~3500 / S : 3000~4000	
SWT-65UL	1950mm	----	B	119g	1pc	~80g	~PE 0.8	82.0%	D : 100~200 / S : 100~200	
SWT-61L	1850mm	----	B	125g	1pc	~80g	~PE 1	81.7%	D : 100~200 / S : 100~200	
SWT-60ML	1825mm	----	B	127g	1pc	~100g	~PE 1.2	82.0%	D : 100~200 / S : 100~200	
SWT-68L	2070mm	1610mm	B	163g	2pcs	~100g	~PE 1.2	81.2%	D : 100~200 / S : 100~200	
SWT-68ML	2070mm	1610mm	B	167g	2pcs	~150g	~PE 1.5	89.1%	D : 100~200 / S : 100~200	
SWS-63UL	1925mm	----	B	115g	1pc	~80g	~PE 0.8	77.3%	D : 100~200 / S : 100~200	
SWS-63L	1925mm	----	B	119g	1pc	~100g	~PE 1	78.5%	D : 100~200 / S : 100~200	
SWS-63ML	1925mm	----	B	123g	1pc	~120g	~PE 1.2	78.2%	D : 100~200 / S : 100~200	
SWS-63M	1925mm	----	B	132g	1pc	~150g	~PE 1.5	79.4%	D : 100~200 / S : 100~200	

Guide:SiC stainless frame K guide(Fuji) Reel Seat:SWTJ:IPS16 Rest of All:TCS16(Fuji) Joint: SWTJ75L,75ML,611ML,SWT68L,68ML Grip joint




SeaWalk Comparison Table

Models on this chart table are depend on stiffness and power comes from feeling when you just hold it and manipulate jig actually. You will be able to fight and land on red sea bream over 80cm with all of these Tairubber and Tai jigging series. Sensitiveness of models which are higher power on this chart table is higher when you use it in fast current. Please note that "power" on this chart is not just stands for availability to catch big fish. That meant the models which are on higher power are good to be used at deep water or fast current.



BattleWhip IKA METAL Model

IKAMETAL game is established as a one of off shore game recent year. Rod for this technical game is required high sensitivity and operability. We present you tubular tip model which is employed power and sensitiveness, also solid tip model which is loaded high usability to let you lure delicately. You can choose spinning model or overhead reel model for both tubular tip model and solid tip model. Length of these series are standardize 6ft9inch to sustain both forte of long rod and short rod. These will cover almost all situations of IKAMETAL game. The lightness, sensitivity, and information which rod transmits will be the huge advantage of anglers for sure.



BattleWhip 69L-S IKA METAL Tubular Tip

Light weight of blanks transmits movement and vital information of squid well and moderate stiffness allow you to manipulate heavier lure at your will. It is good to be used at deep or rapid current area or when you aim large squid. Tubular tip spinning model have versatility for squid fishing from the boat on shallow area.

BattleWhip 69L-B IKA METAL Tubular Tip

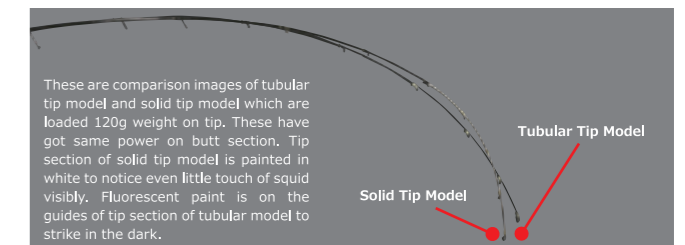
This is the overhead model which is same blanks as spinning model. Compared to spinning model, your will be able to control the range of water easier. It will be advantage of anglers when you faced tougher situation than usual. Making use of retrieving power of overhead reel, you can search deeper area lure them out more aggressively with this model.

BattleWhip 69LS-S IKA METAL Solid Tip

This is the solid tip model which have gotten very high sensitivity on tip section. You can feel vital information from not only sense which is transmitted through blanks but also from the slightest response of solid tip. It is very good at casting and luring quickly when targets are staying near the surface.

BattleWhip 69LS-B IKA METAL Solid Tip


If you aim squid on same range persistently, this overhead reel model with solid tip is going to be the best partner for sure. Solid tip will tells you what is going on inside of water and how is the reaction of squid when you jerk, shake and stay your lure. Although tip section is very flexible of course, moderate stiffness and power are loaded on belly and butt section.



BattleWhip 69LS-S IKA METAL Solid Tip




BattleWhip 69LS-B IKA METAL Solid Tip



BattleWhip 69L-S IKA METAL Tubular Tip



BattleWhip 69L-B IKA METAL Tubular Tip



BattleWhip IKA METAL 4 Line up

Model	Length	Close Length	Type	Weight	Section	Egi	Line	Carbon	Suitable reel size	Price
BW-69LS-S	2075mm	1065mm	S	90g	2pcs	~70g	PE 0.4~1	90.2%	D: 2500 / S: 2500~C3000	
BW-69LS-B	2075mm	1065mm	B	106g	2pcs	~70g	PE 0.4~1	90.2%	D: 100~200 / S: 100~200	
BW-69L-S	2075mm	1065mm	S	79g	2pcs	~80g	PE 0.4~1	90.5%	D: 2500 / S: 2500~C3000	
BW-69L-B	2075mm	1065mm	B	97g	2pcs	~80g	PE 0.4~1	90.5%	D: 100~200 / S: 100~200	

Guide: SIC stainless frame K guide+LDB guide(Fuji) Reel Seat: Spinning model VSS16 / overhead reel model TCS16(Fuji) Joint: Put over Ferrule



Equipment for jigging

Generally speaking, the most common way of jigging is a vertical style yet.

But method of jigging have been developing in recent year and many anglers are attempting jerk horizontally on shallow area to adjust the diversification of jigging scene.

Situation of jigging game have become more complicated and fish have turned more selective. So anglers are required to be more strategic and efficient to keep up with the variety of jigging techniques. Finding a clue to capture difficult situation, building your own tactics and method to catch fish which you were aiming at. We believe that is what anglers are pursuing. We think that jigging rod of YAMAGA Blanks should be bent well and reshaped itself to its original shape with strong repulsive force while reducing burden of anglers. Of course all of jigging anglers know the massive impact of strike of fish in very deep sea. To let anglers enjoy that impact without any anxious factors, we keep manufacturing jigging rod for many years to come.



Galahad Basic Jigging Model

Our Galahad series are one-piece rod designed for high sensitivity combined with strength. This series suits both beginners and experts with its slim profile and medium elasticity. The design of the rods are between 5.8 ft to 6.3ft in length. This covers the entire range of motion and with its light weight, it is easy to use the whole day long. Fighting a fish is made easier with good control over head shakes and runs.

Galahad 62/4

This model has been designed for not only one pitch jerking, but also for slow jerk combination or else. Especially, it has gotten the ability to make fish bite, and when you feel the weight of jigs on the belly section, with natural movement of jigs, which 62/4 could provides. Although you might be surprised new light it is, it has got butt power that you can feel the safety when you fight with kingfish or yellowtail of up to 5kg.

Galahad 61/6

This is the powerful version of 62/4. Compared to 62/4, 61/6 has been added strengthen to the tip and belly section to improve the operational feelings of the heavy jigs. The butt section has been enhanced to keep kingfish or yellowtail under 10kg and be controllable. This is the regular taper for every anglers with high versatility, which means it's not only for coastal jigging games but also good for expedition games.

Galahad

Galahad 59/7

Compared to 61/6, the blank from the belly to butt section has been enhanced. This has been designed for kingfish and yellowtail of over 10kg at the field where the current running faster on deep area. This has been designed to be bent to catch the bigger fish. It will be bent nicely and reduced burden of anglers when anglers are on a big fight.

Galahad 52/10 (Spinning Model)

This deep jigging model was created to target large kingfish or dogtooth tuna. Using jigs of 300gm and fishing at depths over 150m, the tip has moderate flex to counter water resistance on jigs and will sustain the hook up of a big fish.

Galahad 52/10 (Overhead Reel Model)

This is the overhead model which is basically the same blank as spinning model. It will enable anglers sense the current changes in land form and the bottom of the sea easily, and possibly Manipulate jigs at your own will. It's the same as spinning


Galahad 62/4




Galahad 61/6




Galahad 59/7



Galahad 52/10 (Spinning Model)



Galahad 52/10 (Overhead reel Model)



Galahad Basic Basic model 5 Line up

Model	Length	Type	Weight	Section	Lure	Line	Drag Max	Carbon	Suitable reel size	Price
GA-62/4	1890mm	S	188g	1pc	~180g	~PE 3	5kg	67%	D: 4000~4500 / S: 6000~8000	
GA-61/6	1860mm	S	200g	1pc	~220g	~PE 4	6.5kg	67%	D: 4000~4500 / S: 6000~8000	
GA-59/7	1785mm	S	205g	1pc	~250g	~PE 5	8kg	67%	D: 4500~5000 / S: 8000~10000	
GA-52/10	1580mm	S	290g	1pc	~300g	~PE 6	12kg	89%	D: 5000~6500 / S: 10000~20000	
GA-52/10	1580mm	B	290g	1pc	~300g	~PE 6	12kg	89%	D: 30~40 / S: 4000~5000	

Guide:GA-52/10 (S-B):SiC Ocean guide(Fuji) Rest of All:SiC stainless frame K guide(Fuji) Reel Seat:GA-52/10(S):DPS20 GA-52/10(B):T-DPS20(Fuji) Rest of All:DPS18/BACK STOP Double Nut(Fuji)



Galahad Jigging Model

Our jigging rod series "Galahad" which cover all of situation that you are going to face thanks to potentials of carbon blanks of this models. You can jerk jig with less power than before and it will bend nicely to reduce burden of angler when fish is on. Which means that anglers will never lose their initiative while fighting with even larger target than you thought. We have standard jigging model, slow-pitch jigging model, 2pcs model for expedition and special tuned rod for electrical powered reel (EPR) to suit varying situation of jigging scene. When it is bent more, more power is going to be loaded to blank. This is what we think how the rod for jigging supposed to be.

Galahad series are now more sensitive and more powerful with greater strength. The blanks have been redesigned to sense the slightest changes in current and to accommodate more loading power on butt section. The blanks have become lighter, thinner and easier to work when jerking jigs. This is in contrast to the old days where the angler has work the jigs furiously. The short slim blank of the Galahad is ever ready to hook up a big one and will withstand more than expected.

Galahad 622S

This flexible but tough blank can handle jigs up to 90gm. It is ideal for small yellow tail or king fish around 1kg - 2kg. It can also handle the occasional fish around 3kg - 4kg. We believe that it is going to be excited jigging game with it.

Galahad 613S

This is the all-round model to target yellow tail or king fish around 3kg - 8kg along the shore line. The sensitive blank transmits slightest changes of current and handles jigs well in various methods. The tip to belly section bends nicely and distributes the load to fight a big one.

Galahad 595S

We made this as a standard model to fight medium to large sized blue runners with jig weights between 120gm-160gm. the design of the rod allows both short and long pitch jerks, essentially covering various situations of jigging game that you are going to face.

Galahad 587S

The most powerful rod in this series. It can work jigs up to 250gm in depths exceeding 100m where rapid current flows. No matter the depth, the power of the butt section is sufficiently loaded to handle any abuse from a big fish.

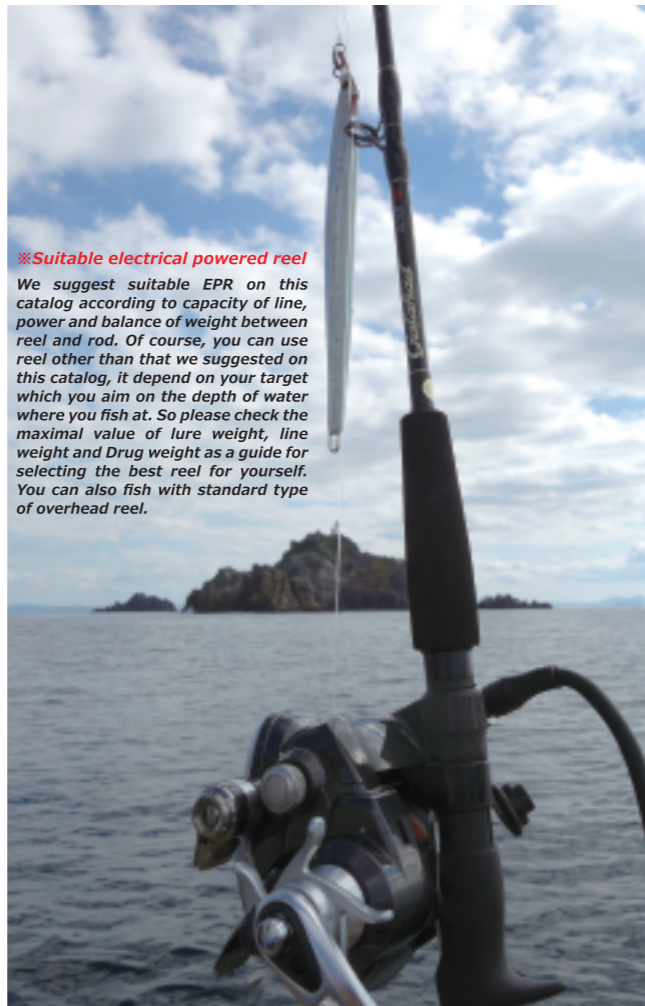
Galahad 612B

For slower type of approach this rod was developed to pair up with a small overhead reel using light line up to PE#2. This is a versatile rod to induce a strike and works well with Inchiku or soft baits.

Galahad 604B

This is a versatile overhead model for jerking in slow and high pitch. Changes in current can be felt through its sensitive blanks. The belly section bends nicely when you jerk to manipulate jigs comfortably and when loaded with a big fish tugging the opposite end.

Galahad EPR is designed for jugging with electrically powered reel as you can see its name. Flexibility of tip section and toughness of butt section as known as significant characteristic of Galahad EPR enable angler to jerk which you hardly do with regular type of overhead reel. This series support anglers who are aiming yellow tail in Japan Sea or king fish around Kyusyu Island. This method gives you not only reducing physical burden of anglers but also explore new possibility of jigging. We believe that you will never be disappointed for sure. ※Of course you can use regular type of overhead reel with Galahad EPR series, you will feel more flexibility on tip and belly section when you jerk.



※Suitable electrical powered reel
We suggest suitable EPR on this catalog according to capacity of line, power and balance of weight between reel and rod. Of course, you can use reel other than that we suggested on this catalog, it depend on your target which you aim on the depth of water where you fish at. So please check the maximal value of lure weight, line weight and Drag weight as a guide for selecting the best reel for yourself. You can also fish with standard type of overhead reel.

Galahad 633B For Electrically Powered Reel

If you are going to aim at small sized Blue Runner with PE 3, this 633 would be a perfect choice. Even though automatic reeling at constant speed, flexibility of tip and belly section will help you to Jerk jig comfortably and set hook on with less failure. It will bend very much when fish is on, but you can fight with fun without any worry. You will be surprised that potential which is hidden inside blank of 633 for sure.

Galahad 624B For Electrically Powered Reel

This is standard jigging rod for EPR to aim bluerunner around 5kg. You can be reeling with any speed thanks to nice and flexible tip section, then you can give the action to jig at your own will. If you hooked bluerunner more than 10kg, you do not have to worry about anything! It will enable you to keep it under control without being anxious. We believe that it may be allowed to call almighty jigging rod for EPR and we want anglers all over the world to fish with it.

Galahad 586B For Electrically Powered Reel

If you are going to aim king fish or yellow tail over 10kg we recommend you to choose this monster hunter. You can give action to jig around 300g in 100m depth of the sea effectively, even though you fish at field where tidal current running rapidly. It is going to help you to jerk heavy jig without any burden or stress and to fight with big fish with huge advantage thanks to its flexibility, toughness, and versatility. Fulcrum point is going to move to butt section when you fight and you will not lose sensitiveness to sense the movement of fish in the water even while reeling. It is not just stiff rod, you can use it feel like your arm for sure.



Galahad 622S



Galahad 613S



Galahad 595S



Galahad 587S



Galahad 612B



Galahad 604B



Galahad 633B EPR



Galahad 624B EPR



Galahad 586B EPR



Galahad Normal & Electrically powered reel models 9 Line up

Model	Close Length	Type	Weight	Section	Jig	Line	Drag Max	Carbon	Suitable reel size	Price
GA-622S	1887mm	S	189g	1pc	30~90g	~PE 2	3kg	90%	D: 3500~4000 / S: 4000~6000	
GA-613S	1860mm	S	202g	1pc	50~120g	~PE 3	4kg	91%	D: 4000~4500 / S: 6000~8000	
GA-595S	1788mm	S	203g	1pc	70~180g	~PE 4	6kg	90%	D: 4000~4500 / S: 6000~10000	
GA-587S	1733mm	S	261g	1pc	100~250g	~PE 5	8kg	91%	D: 4500~5000 / S: 8000~10000	
GA-612B	1866mm	B	181g	1pc	30~90g	~PE 2	3kg	90%	D: 10~15 / S: 1000~1500	
GA-604B	1836mm	B	192g	1pc	60~150g	~PE 4	5kg	91%	D: 10~20 / S: 1500~2000	
GA-633B-E	1925mm	B	200g	1pc	~150g	~PE 3	4kg	88.5%	D: 150~300 / S: 800~2000	
GA-624B-E	1905mm	B	199g	1pc	~250g	~PE 5	6.5kg	93.1%	D: 300~500 / S: 2000~3000	
GA-586B-E	1740mm	B	222g	1pc	~350g	~PE 6	10kg	93.8%	D: 500 / S: 3000~4000	

Guide:GA-587S・GA-586B-E:SiC Ocean guide(Fuji) Rest of All:SiC stainless frame K guide(Fuji) Reel Seat:GA EPR model:TCS18(Fuji) GA Overhead reel model:PLS18(Fuji) GA Spinning model:GA-587S:DPS20/BACK STOP Double Nut(Fuji) Rest of All:DPS18/BACK STOP Double Nut(Fuji) *EPR=Electrically Powered Reel

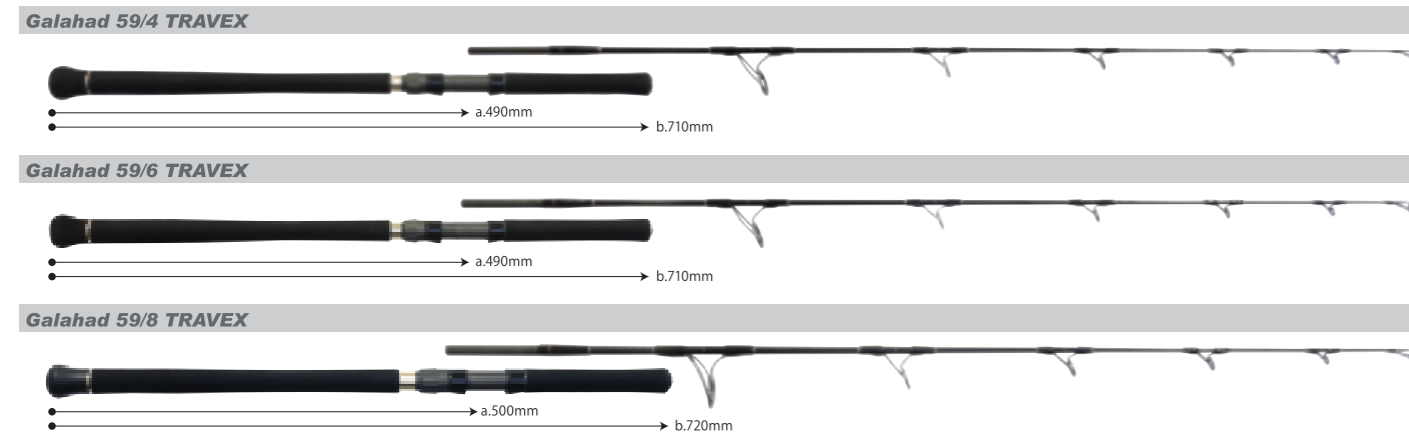


Galahad TRAVEX

Jigging Model

We created this grip-joint rod to handle powerful and sharp jerks in strong currents. The blank of the Galahad Travex is stiffer compared to the one piece Galahad. With this added stiffness, you will be able to respond faster to the twitch of the jigs. Both slow pitch to high pitch jerking are suitable. The Travex series are butt joint and thus makes travelling easier especially on international flights. This is one rod you can count on for your overseas trip.

※We have adopted a tapered grip to improved reliability. Please ensure the joints are properly.



Galahad TRAVEX Grip joint model 3 Line up

Model	Length	Close Length	Type	Weight	Section	Jig	Line	Drag Max	Carbon	Suitable spinning reel size	Price
GAT-59/4	1760mm	1130mm	S	201g	2pcs	~150g	~PE 3	6kg	87%	D: 4000~4500 / S: 5000~6000	
GAT-59/6	1760mm	1130mm	S	204g	2pcs	~210g	~PE 4	8kg	89%	D: 4000~4500 / S: 6000~8000	
GAT-59/8	1760mm	1130mm	S	286g	2pcs	~270g	~PE 5	10kg	89%	D: 4500~5000 / S: 8000~10000	

Guide:GAT-59/8:SIC Ocean guide+Stainless frame K guide Rest of All:SIC stainless frame K guide(Fuji)
 Reel Seat:GAT-59/8:DPS20/BACK STOP Double Nut(Fuji) Rest of All:DPS18/BACK STOP Double Nut(Fuji) Joint:Grip joint




Galahad Slow

Slow-pitch Jigging Model

A rod that is stiff or soft is of no use if it's unable to perform to its design. Slow pitch rods require a certain 'taut' and flexibility in order to work the jig and makes it drop as intended. For these, the Galahad series have been carefully designed with our cutting edge technology so as to prevent loss of momentum and rhythm when working on the jigs.

Galahad 63/1 Slow

This rod was created to fish your local waters in depths of 30m - 60m. The design has great balance between flexibility and stiffness. Anglers will be able to maintain the much needed rhythm regardless of which technique being used. The rod works well with 80gm jigs.



Galahad Slow Slow pitch jigging model 5 Line up

Model	Length	Type	Weight	Section	Jig	Line	Drag Max	Carbon	Suitable reel size	Price
GAS-63/1	1930mm	B	127g	1pc	Comfort Weight 80g	~PE 1	1.5kg	99%	D: 2000 • 200 / S: 1000~1500	
GAS-63/2	1930mm	B	134g	1pc	Comfort Weight 120g	~PE 1.5	2kg	99%	D: 2000 • 200 / S: 1000~1500	
GAS-63/3	1930mm	B	141g	1pc	Comfort Weight 160g	~PE 2	2.5kg	99%	D: 10 / S: 1500~2000	
GAS-62/3	1910mm	B	148g	1pc	Comfort Weight 200g	~PE 2	2.5kg	99%	D: 10 / S: 1500~2000	
GAS-62/4	1910mm	B	151g	1pc	Comfort Weight 250g	~PE 2.5	3kg	99%	D: 10 / S: 1500~2000	

Guide:SIC Titanium frame K Guide (Fuji) Reel Seat:TCS17(Fuji)

Galahad 63/2 Slow

The ideal jig weight to use is around 120gm with depths ranging between 50m - 80m. The section from the tip to the belly will assist in maintaining a steady tempo, bringing 'life' to the jigs. This may be considered the core model for anglers who prefer to fish in a shallow water.

Galahad 63/3 Slow


This model will perform best when deep areas have opposing currents which require heavier jigs. An ideal jig weight is around 160gm while a lighter jig can still be used should the angler choose to work it more aggressively. We are confident you will enjoy using this rod and it will become part of your body for sure!

Galahad 62/3 Slow

To improve the initial response of your action, we have shortened this rod compared to the rest of the 63 models. The characteristics of the blank makes it easy for even a novice to master the slow pitch jigging technique.

Galahad 62/4 Slow

This is another slow pitch rod for anglers who fish with heavy jigs over 200m depth and yet still have the brute strength to lift a monstrous fish up to surface.



- Galahad (Rod in black)
- Galahad Basic (Rod in orange)
- Galahad For Electrically Powered Reel (Rod in green)
- Galahad TRAVEX (Rod in blue)

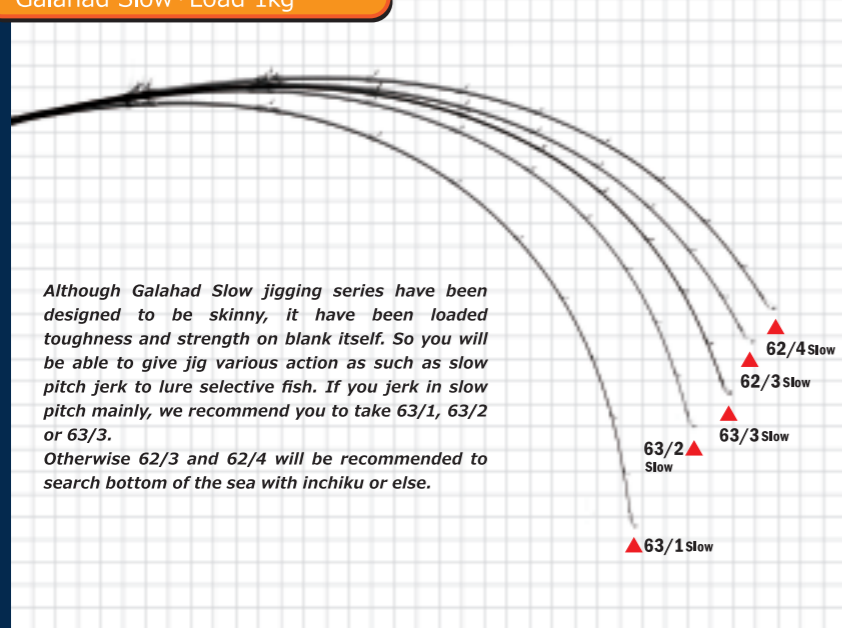
These are comparison images of Galahad series which are loaded 3kg weight on line through guides. We have mentioned each color to individuate each series as such as below. Black for Galahad, green for EPR series, orange for Galahad basic and blue for TRAVEX.

3 models of Galahad EPR have been designed to be more powerful than other models as you can see on this chart. Taking advantage of butt joint, TRAVEX series have gotten more power on butt section than other series.

Although all of these are hold at reel foot, you might feel the differences between spinning rod and overhead reel model when you actually fish with each of them.

※There is no image of Galahad52/10 overhead reel model on this chart because that blank is same as spinning model of 52/10.

※These images are not illustrated on the full potential or characteristics of rods. Please understand that these pictures are taken under the limited situation, it was loaded with weight on rods gently.

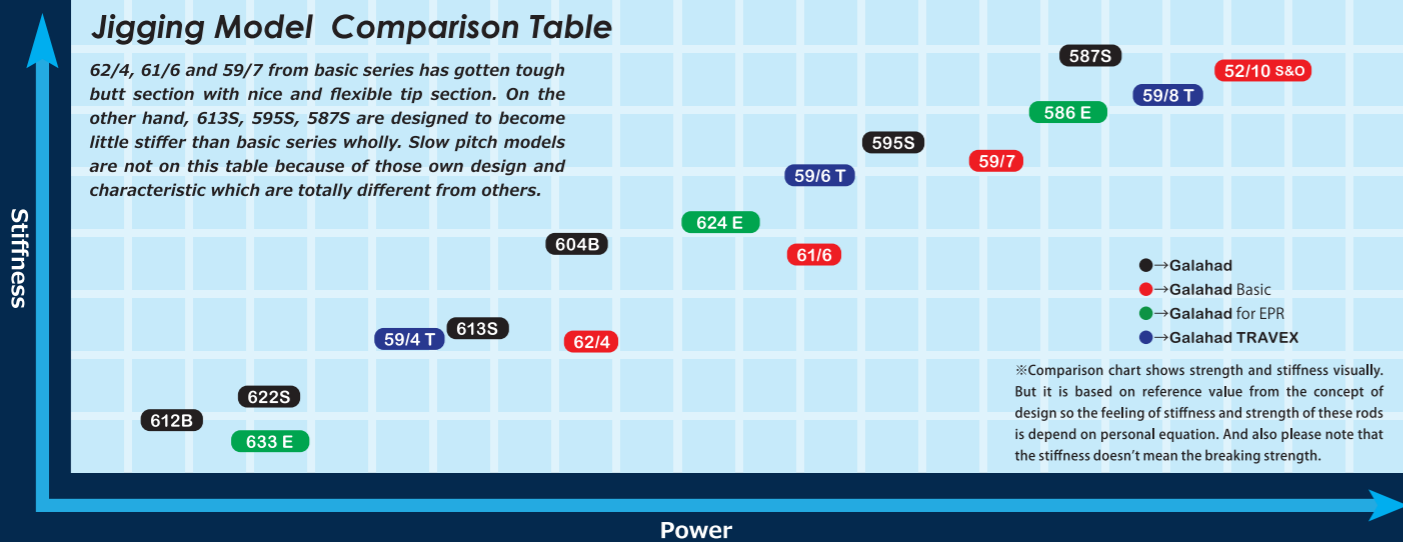


Although Galahad Slow jigging series have been designed to be skinny, it have been loaded toughness and strength on blank itself. So you will be able to give jig various action as such as slow pitch jerk to lure selective fish. If you jerk in slow pitch mainly, we recommend you to take 63/1, 63/2 or 63/3. Otherwise 62/3 and 62/4 will be recommended to search bottom of the sea with inchiku or else.



Jigging Model Comparison Table

62/4, 61/6 and 59/7 from basic series has gotten tough butt section with nice and flexible tip section. On the other hand, 613S, 595S, 587S are designed to become little stiffer than basic series wholly. Slow pitch models are not on this table because of those own design and characteristic which are totally different from others.



※Comparison chart shows strength and stiffness visually. But it is based on reference value from the concept of design so the feeling of stiffness and strength of these rods is depend on personal equation. And also please note that the stiffness doesn't mean the breaking strength.

Others
Goods & Support

YAMAGA Blanks Original Goods

NEW YB Original Sweat Shirts (Embroidered)

Price:
Color : Navy/Gray
Size : M~XL
Material : Cotton 100%
8.4oz (Thin)

Front design



Back design



Color of embroidery
Gray / Red
Navy / Silver

NEW YB Original Long Sleeve T-Shirts

Price:
Color : Black
Sand khaki
Navy
Size : M~XL
Material : Cotton 100%

Back print design



Front print design



NEW YB 2018 T-Shirts

Price:



Front print design



Back print design

Color : Red
Black
White
Aqua
Size : M~XL
Material : Cotton 100%

Print color :
Red/White
Black/Lime
White/Orange
Aqua/White



YB Ventilation Hat

Price:

Color : Navy/Black
YB logo (Embroidered in white)

Breathatec® from TORAY which is waterproof-breathable material have been chosen to keep you dry and comfortable.



Black
YB logo (Embroidery in white)



Navy
YB logo (Embroidery in white)

NEW YB Work Cap

Price:

NOW PRINTING



NEW YB Summer Mesh Cap

Price:

NOW PRINTING



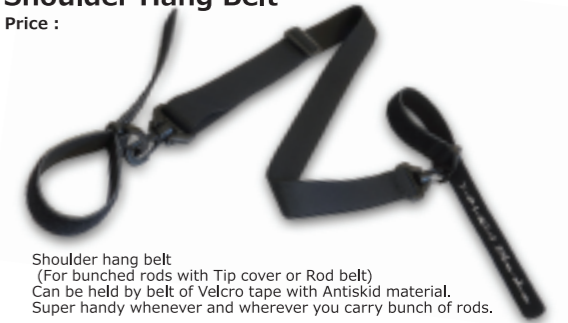
Rod Belt Neoprene Rod belt
Color : Black
Material : Neoprene & Piece of Velcro

S : 26mm × 190mm 1set : 2pcs Price :
L : 40mm × 350mm 1set : 2pcs Price :
LL : 99mm × 500mm 1set : 1pc Price :
LL : 99mm × 500mm 1set : 2pcs Price :



Shoulder Hang Belt

Price :



Shoulder hang belt
(For bunched rods with Tip cover or Rod belt)
Can be held by belt of Velcro tape with Antiskid material.
Super handy whenever and wherever you carry bunch of rods.

TipCover S

Length 360mm
Black : Neoprene & Piece of Velcro
Price :
Suitable for light class rods
(BlueCurrent etc.)



TipCover M

Length 450mm
Black : Neoprene
& Piece of Velcro
Price :
Suitable for medium class rods
(Early, Ballistick BlueSniper etc.)



YB Self-inflating Life Jacket Neck over type

Size : Free



Black
Price :

Camouflage
Price :

YB ORIGINAL POACH

Price:

Size : W:90mm
H:145mm
D:50mm
Material : Polyester
(Lining : Nylon)

Carabiner and strap with it to attach your life vest or belt.
Water stop double zipper
※It is not waterproof product.



Embroidery Emblem

(Iron ons type)
Price :

NEW Fish logo sticker Color : White (Cut out letter) Size : 170mm×70mm 8 Type Price:



Cutting Sticker

4 Colors Price:



Size : 309mm×127mm

Cutting Sticker (Mini)

5 Colors Price:



Size : 170mm×70mm

YAMAGA Blanks Season Limited Edition Series

Products on this page are manufactured limited number in particular season. Please get in touch with retail shop or our official agent in your region for details.

BlueCurrent 85TZ/NANO All-Range / 10th Anniversary Limited Model

Length: 2570mm Close Length: 1315mm Weight: 80g Carbon: 99.7%
2pcs/Put over ferrule Lure: 3~21g Line: Pe 0.4~1 Price:

This is BlueCurrent 85TZ/NANO limited edition to commemorate 10th anniversary of YAMAGA Blanks. Employed cork grip which is been engraved letters of "All Range" on same blanks and guides as standard model

(TZ Titanium frame K guide • NANOALLOY* technology is employed)

BlueCurrent 66TZ/NANO PROFESSOR

Length: 1990mm Close Length: 1015mm Weight: 60g Carbon: 99.8%
2pcs/Spigot ferrule Lure: Rig0.2~6g/Plug1.8~4.6g Line: Pe0.2~0.4/NY • FC1~3lb Price:

BlueCurrent Professor series have been developed for experienced angler.

66TZ/NANO is designed to fish with jig head mainly.

Blanks are sharpened up to achieve ultimate sensitivity and response.
(TZ Titanium frame K guide • NANOALLOY* technology is employed)

BlueCurrent 70TZ/NANO PROFESSOR

Length: 2140mm Close Length: 1090mm Weight: 65g Carbon: 99.8%
2pcs/Spigot ferrule Lure: Plug1.6 ~ 8.5g/Jig1.5~10g Line: Pe0.3~0.8 Price:

70TZ/NANO is designed to let anglers manipulate plug at your will.

You will be able to twitch continuously and you have less chance to lose the bite while twitching plug thanks to that moderate flexibility of tip section.

(TZ Titanium frame K guide • NANOALLOY* technology is employed)

BlueCurrent 73TZ/NANO PROFESSOR

Length: 2220mm Close Length: 1135mm Weight: 73g Carbon: 99.8%
2pcs/Spigot ferrule Lure: Rig0.5~10g/Plug1.8~8g Line: Pe0.2~0.6 Price:

This is the versatile model of professor series to cover all of method of light game such as jig head, plug or rig system. You will notice that 73TZ/NANO which is fused high sensitiveness, strength and massive repulsive force are going to work for not only mackerel or rockfish but also black sea bream or seabass.

(TZ Titanium frame K guide • NANOALLOY* technology is employed)

BlueCurrent 70TZ Trippers

Length: 2145mm Close Length: 560mm Weight: 72g Carbon: 99.8%
4pcs/Spigot ferrule Lure: ~12g Line: Pe 0.3~0.8 Price:

This is 4pcs model of BlueCurrent. Although it is going to be perfect rod when you are on traveling, of course you can take it to your main field as a daily use rod. We have loaded enough sensitiveness and sharpness as one of BlueCurrent so we recommend you to use it not only for light salt game but also for trout in the small stream. The closed length of it is 560mm to put in the suits case. We believe that you cannot help taking it whenever and wherever you go out. Enjoy fishing with it as you like. (TZ Titanium frame K guide(Fuji))

BlueCurrent ShallowSniper 610/TZ

Length: 2120mm Close Length: 1095mm Weight: 73g Carbon: 99.8%
2pcs/Put over ferrule Lure: 5~16g Line: Pe0.6~1.0 Price:

We have selected high resilience fibers of carbon to achieve sensitiveness and speed of response. This is special tuned model to aim seabass and black sea bream.

You will be surprised that how clear signal and strong vibration which are transmitted through this blanks.

(TZ Titanium frame K guide)

BlueCurrent 60 Junior

Length: 1830mm Close Length: 940mm Weight: 62g Carbon: 92.5%
2pcs/Put over ferrule Lure: ~7g Line: Pe 0.3~0.8 Price:

Although it is designed for kids over 5 years old, of course it has gotten durability, strength and toughness as spin off of BlueCurrent series. We have achieved versatility to use many kinds of lures with high cost performance. It is well balanced to be used by kids and adult also. We believe it is going to be one you will always take to fish no matter lure or bait.

(Alconite Stainless frame K Guide(Fuji))



Support

Precautions for use

- Do not cast with tangled line or line trouble in the reel. This may cause the rod to break. Furthermore, if you miss or forget to put the line through a guide, this may result in damage or breakage of your rod.
- If you continue to reel in your rig (lure, popper, jig etc) after it has reached the top guide, this will cause the rod to break.
- If you force the joint section of the rod when joining together, this will cause cracking or splitting of the joints.
- If you use the rod while the joint section is still loose, this may cause breakage.
- If the joint section is stuck together, use a rubber sheet for added grip while twisting away from each other.
- Beware of power cables, overhead power lines or phone lines. The material (carbon) will easily pass through electricity causing serious injury or death.
- If you hear or see lightning approaching while in use, pack the rod away or stay away from the rod. Lightning may strike causing serious injury or death.

Maintenance and storage

- Wash rod with running water to rid of any filth and salt. Then wipe off any excess water.
- If you store your rod without wiping off excess water, this may cause blisters on the blank. Storage in well ventilated are as with no high temperature.
- Please do not leave the rod in your vehicle for long durations in summer. This will cause blisters and warping of the blank.

Contents in this catalog

- Include accurate specifications of rods, written in accordance with the regulations set by the Japanese National Fishing Rod Fair Trade Conference.
- Prices and specifications listed on this catalog may be altered without notice.
- The colors presented in the pictures may differ from the actual color. Furthermore, some products are prototype rods in the developmental stage and may differ when it reaches the final product.

Requesting repairs

- Please be aware that personally modified rods will not be covered by warranty (even if it is within the warranty period).
- If you are requesting for repair, please send in the whole rod (not just the section of the breakage).

Repairing and After service

- Please take or send products which is required repairing to sales outlet. At that moment, please send a whole rod (not only the section of the breakage)
- Please be aware that any rod that was personally modified will not be covered by warranty (even if it is under warranty)
- Any repairing that we have judged as changed/tampered the specification or made to order is unacceptable.

About contents on this catalog

- Price and specifications might be changed without previous notice.
- Some of images on this catalog are proto type so it might be different from actual products.
- Images on this catalog might be different from actual products depend on condition of printing.
- There are some images of single lock nut even though it is mentioned as double lock nut on specifications. Products that have been shipped after December 2017 have been modified to double lock nut type.

YAMAGA Blanks Web Contents

YAMAGA Blanks Official Web Site

<http://yamaga-blanks.com/>



YAMAGA Blanks Movies

<https://www.youtube.com/user/YAMAGABlanks>



YAMAGA Blanks facebook

<https://www.facebook.com/YAMAGA-Blanks-288885410654/>



YAMAGA TSURIGU Co.,LTD
YAMAGA Blanks

945 OBARU YAMAGA-CITY
KUMAMOTO-PREF 861-0543 JAPAN
E-Mail: info@yamaga-blanks.com

