

<http://yamaga-blanks.com/>

YAMAGA Blanks 2017 PRODUCTS

YAMAGA Blanks Made in Japan

Dealer



English Ver.



2017 YAMAGA Blanks

- P.02 Concept
- P.04 BlueSniper (Shore Casting)
- P.10 Ballistick (SeaBass)
- P.15 Early Plus (SeaBass)
- P.19 BlueCurrent (Light Game)
- P.26 Calista (Eging)
- P.28 Various (Eging)
- P.29 BattleWhip (Ika-Metal)
- P.32 BlueSniper (Boat Casting)
- P.37 BlueReef (GT)
- P.40 Galahad (Jigging)
- P.46 SeaWalk (Light-Jigging)
- P.52 Lupus (Trout)
- P.54 Estuarine (Predator)
- P.56 Triceptor (3pcs Pack Rod)
 - / BaronKnight (Snakehead)
 - / TAKOKING (Octopus)
 - / Limited Edition (Kids & 4pcs)
- P.58 Goods / Support

Descriptions on this catalog

• Lt=Length CL=Closed Length Wt=Weight Sec=Number of Section Cb=Content rate of Carbon G=Spec of Guides RS=Spec of Reel Seat • SIC=SIC ring guide TZ=TORZITE ring guide
 • Suitable reel size and weight that are mentioned on this catalog is based on reel which have been used at proto test. It does not mean that only these reels are useable.

Weave the carbon by machine tool and hands of craftsmen...

Carbon prepreg which is composite of carbonaceous fiber and resin is have to be used by expiration. Each prepreg have got own characteristic and sensitiveness for heat and humidity. Cut prepreg one of each with extreme care, roll it up with mandrel, wrap with heatproof plastic tape and stove it. All these processes are depends on sense of craftsmen hands actually.

Prepreg is known as advanced industrial material and keep making progress day by day as new products are created.

How can we use latest material for fishing rod...

That is why we are testing so many proto to accumulate data of it. Repetition of trial and error gives us choice of designing blanks without any compromises.


Otherwise we will not be able to meet angler's request and diversified.

Also machine tools which are installed in our factory have been tuned, especially to make our blanks unique. Although it is a manufactured product, fishing rods are very influenced by the quality of machine and skills, knowledge and experiences of craftsmen who operate these tools.

Even though when two different chefs have been given same ingredients of food, those dishes will be totally different of course. As same as this example, machine tools, all of crew and history of our own factory will make our products unique as YAMAGA Blanks. These are things that kept us manufacturing fishing rods.

We believe that there is no goal for fishing rod building, rather it is some circumstances of nature and method of fishing.

We promise that we never ever stop pursuing what anglers are requiring for fishing rod and we are going to form it without compromise.



Shore Casting

Jigging & Plugging



©NANOALLOY® is a registered trademark of TORAY

What is Nanoally

This is a new technology developed by Toray with the use of macromolecular material for better technical advantages and high functionality in the material. The carbon blank which have been developed with the use of these carbon prepreg material with the new Nanoalloy technology have excellent properties. However, please keep in mind that the explanation below is limited to the rods we produce and may not apply to other rods build elsewhere with different techniques.

Characteristics

One attribute of the new material which is noteworthy is its "hardness and bending ability". It is also "highly sensitive". Being hard and having the ability to bend are two contradictory characteristics in a rod. To put it into perspective, only a small load on the rod will be enough to bend the blank yet its "repulsive force" is extremely strong. "Repulsive force" is its inherent ability to reshape itself to its original position.

This strong repulsive force will also allow anglers to continuously apply pressure on the fish giving you better chance of surfacing the fish more efficiently.

With its ability to bend with the least amount of load means that it is able to bend easily with the use of small lures when casting, resulting in casting being more easy for the angler.

However, with its added repulsive force compared to the usual carbon blank, the release point will change and some getting used to will be required.

The other attribute of this material is "sensitivity".

The denser consistency of the fiber of the blank accelerates the calming of the wobble after the cast which also results in greater sensitivity. This sensitivity will help the angler fight the massive fish by transmitting vital information of the movement of the fish through the blank. With these synergistic effects of the sensitivity and high repulsive force, we are positive this new material will help you achieve your dream fish.

Can this material excel the capabilities of any rod?

If it's so great, why don't we employ this Nanoalloy material for all rods?

Well, it is not so simple.

For example, in the light game fishing targeting small to middle size horse mackerel, it is sometimes better matched to use the ordinary carbon material compared to the Nanoalloy.

This is meant that if we develop and test the rod carelessly, it will put too much pressure and load that the human body to handle because of its strong repulsive force. We are already realized that this new material is great when applied correctly, so we will never stop looking for a technique to bring out the potential of it.

2017 REBORN BLUESNIPEr

Extreme Shore-Casting Strategy


BlueSniper / 6 Line Up / For Shore Casting

It's already 8 years has passed since one of YB's masterpieces was released. Finally In 2017, BlueSniper Shore Casting series is totally renewed. We have chosen Nanoalloy technology from TORAY to form a new design of concept.

You will be surprised on the lightness and sharpness when you cast or manipulates lure at high sensitivity loaded blank, it will keep your fish under control. Tough and strong butt section will pull your fish up to surface quicker than ever. The plugs for blue runner are segmentalized and circumstances of shore jigging scene are changing day by day. for example the minnows and the sinking plugs are coming to forefront these days. To adjust changing situation of shorejigging, we have fused sensitive and flexible tip to a devastating power of butt section with knowledge and experiences that we have earned until now.

What the anglers needs under such ultimate environment...

Our field tests was repeatedly over and over again, then we have finally reached to this answer.





2017 New model BlueSniper ShoreCasting

2017 New BlueSniper 96ML

New face of BlueSniper Shore casting series that is categorized as [ML] class. This is light shore jigging rod to aim small sized of yellowtail, amberjack and spanish mackerel. This would be suited for jigs around 40g, minnow around 10cm~14cm from break water or surf. Especially it will be the best match for surf game to aim giant flatfish. You can handle it like a seabass rod but huge butt power is hidden in the blank itself, to keep even mid-sized Blue Runner under control.

You can manipulate not only metal jig or minnow, but also sinking pencil bait or vibration to have an advantage on situations you are faced out there. Of course, you can cast metal jig 60g with full power and control it at your own will perfectly.

2017 New BlueSniper 100M

This is the mid power model, which have been loaded with toughness and lightness to aim blue runner around 3kg from pier or surf. You can take advantage of its length to aim fish that feeding in the distance with high accuracy. If you are going to fish at the field where current flows are rapidly and caught tide by fish, you can still keep it under control with this 100M, even you are in a severe situation, you will be able to have an advantage fighting with the monster fish. This would be recommended to not only experts but also beginner and female anglers.

2017 New BlueSniper 97MMH

BlueSniper 97MMH is well tuned with flexible tip and powerful butt. You will notice instantly that it is much lighter than 100MH when you just hold it. Its enable you to manipulate lure at your own will without failure thanks to its nice and flexible tip section and you can fight against to large Blue Runner even over 5kg without been anxious because of its tough and tenacity butt section. However it is not just stiff rod. Even though you can cast and manipulate heavy jig or plug, its enable you to use even small and light lure at your own will and you can twitch diving pencil lure delicately. If you want to achieve one of the few occasions, this 97MMH is going to be reliable buddy when you faced difficult situation for sure.

2017 New BlueSniper 100MH

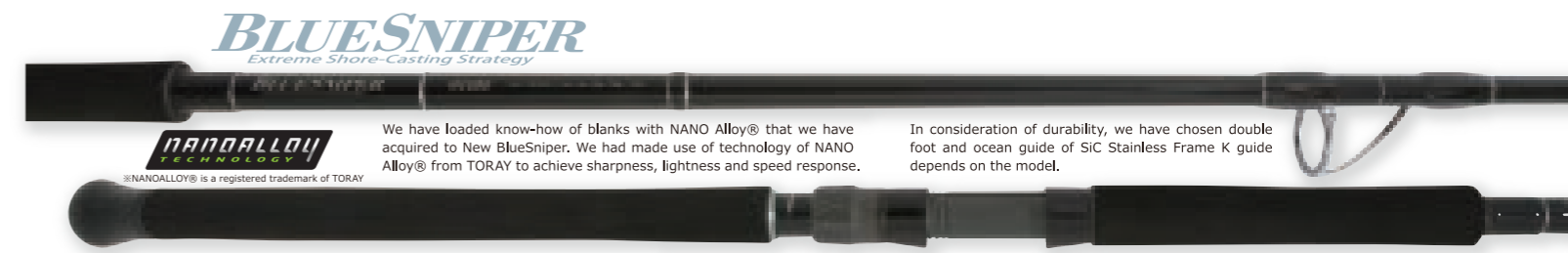
This is the standard of New BlueSniper to aim Blue Runner around 4~5kg. This have been well balanced as all round model to cast and manipulate jig or plug at higher level. The potential that is hidden inside of this blank will be exercised, especially when you fish under the situation that hardly focus the pattern of bait. If you fish with jig around 80~100g, plug around 60g we recommend you to choose this 100MH. Breathtaking butt power enables you to jerk jig as you wish and to pull the monster fish up from bottom of the sea and it have been fused perfectly to tip section, which have ability to manipulate lure sensitively and aggressively. You will never lose control thanks to its higher sensitiveness of this blank itself.

2017 New BlueSniper 106H PlugSpecial

This is the specialized model to manipulate plugs without any failure and even selective fish can't help resisting to bite it. It has gotten almost the same power as 910H on butt section and you will sense that it have a lot in common with previous model on its tip and belly section when you just hold it. But once you cast and fish with it actually, you will notice how much it have been advanced than previous model. Of course, it has enough power left to fight Blue Runner around 4~5kg, you can keep big fish even around 10kg under control at your own will. You can cast even bigger diving pencil bait sized around 200mm without any stress and selective fish can't help resisting to take a bite because of various action of lure that you have made. Even when you try to aim Blue Runner that over 10kg from rough field as such as rocky shore or else, this 106H PS is going to be a huge advantage, thanks to sensitiveness and lifting power which is attributable to Nano alloy technology from TORAY. Of course, you can also cast and manipulate jig up to 130g.

2017 New BlueSniper 910H

This is perfectly tuned to manipulate jig as you wish thanks to section from butt to tip with moderate intension. You can cast heavy jig around 150g easily and semi-flexible tip section will reduce burden of angler when you have keep jerking heavy jig all day long. It is possible to manage that which makes fish take jig technically on limited range even when you fish at field where are required skills and techniques such as deep, rough and current runs rapidly. You will able to land even yellow fin tuna from shore, thanks to that potentials hidden inside of blanks. It is exactly like a muscle of athlete to reach the very top.



We have loaded know-how of blanks with NANO Alloy® that we have acquired to New BlueSniper. We had made use of technology of NANO Alloy® from TORAY to achieve sharpness, lightness and speed response.

In consideration of durability, we have chosen double foot and ocean guide of SIC Stainless Frame K guide depends on the model.

End grip of 96ML and 100M are made of EVA. Rest of these are loaded BRC. We have tried to make handle as simple as possible.


DPS reel seat from Fuji Corporation have been loaded. We chose long nut to be tighten up easily even by hands with gloves.

EVA handle is shaped nicely to be tighten its grip easily.

2017 New BlueSniper 96ML



Lt: **2935mm (CL:1500mm)** Wt: **223g** Lure: **Jig~60g/Plug~40g** Line: **Max Pe2** DragMax: **3kg /45°** Price:
Target: **Small sized Blue-runner · Flatfish / Lure: Plug · Metal jig / Field: Piers · Rocks · Surf**



Sec:2pcs (Spigot Ferrule) Cb:99.8% G:SIC Stainless frame K Guide(Fuji) RS:DPS18(Fuji) Suitable spinning reel size:DAIWA around #3000~3500 / SHIMANO #4000~6000

2017 New BlueSniper 100M



Lt: **3070mm (CL:1570mm)** Wt: **245g** Lure: **Jig~80g/Plug~50g** Line: **Max Pe3** DragMax: **4.5kg /45°** Price:
Target: **BlueRunner / Lure: Plug · Metal jig / Field: Piers · Rocks**



Sec:2pcs (Spigot Ferrule) Cb:99.8% G:SIC Stainless frame K Guide(Fuji) RS:DPS18(Fuji) Suitable spinning reel size:DAIWA around #4000 / SHIMANO #6000~8000

2017 New BlueSniper 97MMH



Lt: **2950mm (CL:1515mm)** Wt: **296g** Lure: **Jig~100g/Plug~60g** Line: **Max Pe4** DragMax: **6kg /45°** Price:
Target: **BlueRunner / Lure: Metal jig · Plug / Field: Piers · Rocks**




Sec:2pcs (Spigot Ferrule) Cb:99.8% G:SIC Ocean Guide & Stainless frame K Guide(Fuji) RS:DPS20(Fuji) Suitable spinning reel size:DAIWA around #4000~4500 / SHIMANO #6000~8000

2017 New BlueSniper 100MH



Lt: **3070mm (CL:1575mm)** Wt: **307g** Lure: **Jig~120g/Plug~80g** Line: **Max Pe4** DragMax: **6kg /45°** Price:
Target: **BlueRunner / Lure: Metal jig · Plug / Field: Piers · Rocks**



Sec:2pcs (Spigot Ferrule) Cb:99.8% G:SIC Ocean Guide(Fuji) RS:DPS20(Fuji) Suitable spinning reel size:DAIWA around #4500 / SHIMANO #6000~10000

2017 New BlueSniper 106H PlugSpecial



Lt: **3215mm (CL:1650mm)** Wt: **325g** Lure: **Jig~130g/Plug~100g** Line: **Max Pe5** DragMax: **8kg /45°** Price:
Target: **BlueRunner / Lure: Plug · Metal jig / Field: Rocks**




Sec:2pcs (Put over Ferrule) Cb:99.6% G:SIC Ocean Guide(Fuji) RS:DPS20(Fuji) Suitable spinning reel size:DAIWA around #5000~5500 / SHIMANO #8000~14000

2017 New BlueSniper 910H



Lt: **3030mm (CL:1550mm)** Wt: **326g** Lure: **Jig~150g/Plug~120g** Line: **Max Pe5** DragMax: **8kg /45°** Price:
Target: **BlueRunner / Lure: Metal jig · Plug / Field: Rocks**



Sec:2pcs (Spigot Ferrule) Cb:99.8% G:SIC Ocean Guide(Fuji) RS:DPS20(Fuji) Suitable spinning reel size:DAIWA around #5000~5500 / 8000~14000

※Size of rod a.Length from reel foot to end of grip when reel is equipped. b.Whole length of grip.



This is the image that yellowtail around 4kg is on BlueSniper100MH. 100MH have enough power to keep it under control and land smoothly.



100M is designed to be bent well to reduce physical burden of anglers when they cast and fight. It suits anglers who fish delicately with plugs mainly.

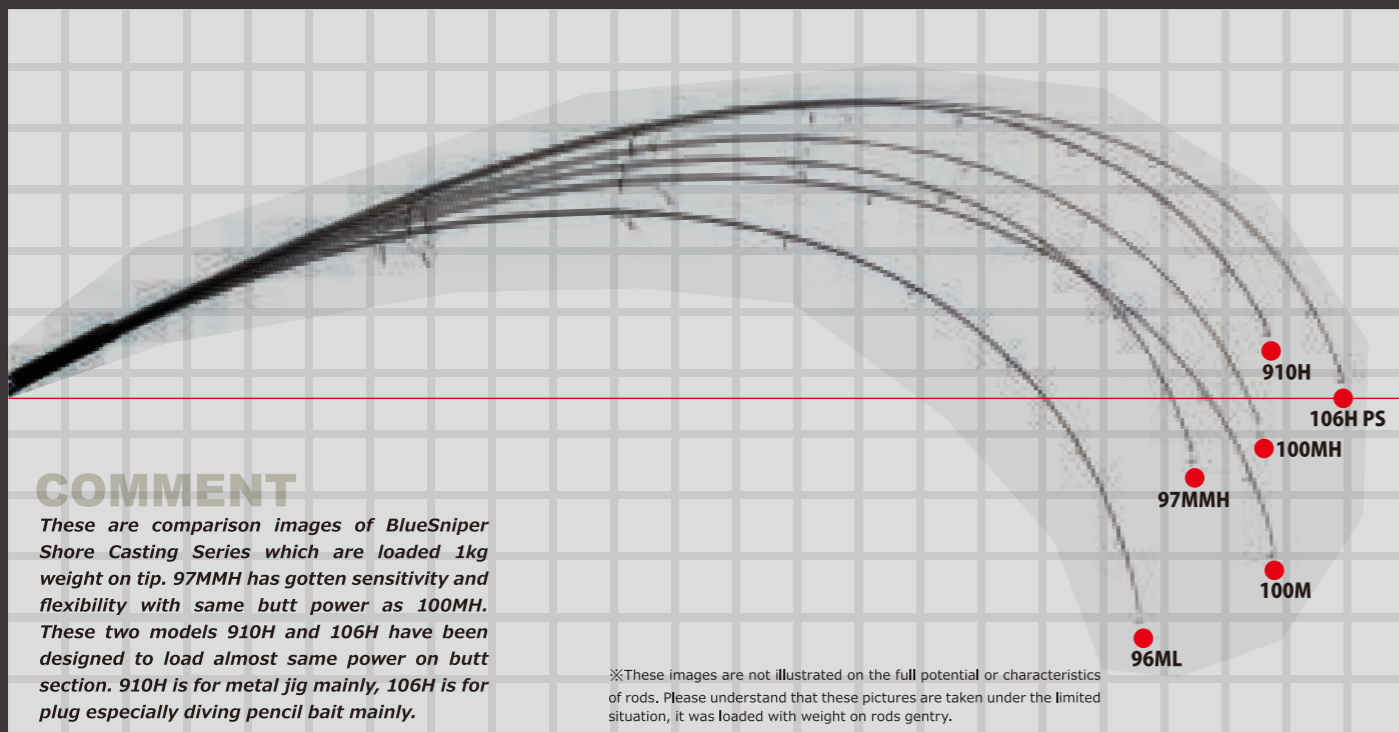


97MMH is the model with high versatility. It is recommended to anglers who aim Blue Runner around 5kg with both jig and plug.



100MH have enough power to aim Blue Runner around 5~10kg with both jig and plugs. If you aim Blue Runner over 10kg with jig, Please choose 910H, with plug please choose 106H.

New BlueSniper Bending Curve Load 1kg



Seabass
and more

Ballistick

Ballistick / 16 Line Up / Seabass · Black-fin Seabass · Flatfish · Black bream

Ballistick series are flagship models for Seabass game from YAMAGA Blanks to adjust the various situation and we have succeeded to achieve all factors that are required to make it excellent seabass rod without any compromise.

7 Spinning models, 6 overhead models and 3 models for Black-fin seabass that all have gotten high versatility to enable anglers to aim not only seabass but also Flat fish kind or Black sea bream. Nano Alloy® from TORAY have been loaded to blank itself (except overhead models 73ML and 710XH) to get high cast ability and high sensitiveness to keep fish under control. Thanks to blanks that have got high convergence speed, you can cast long distance and you will hardly fail to hook fish up at first bite. We have pursued to make Ballistick series as an excellent tool. We believe that you will definitely sense the potential of Ballistick once you fish with it.

Ballistick Spinning-Model

Ballistick 86L TZ/NANO

This is the light class rod which is enable you to manipulate lures from small sized minnow such as 7cm to vibration weight 15g. 86L is ideal for situations when the baitfish is very tiny at not only port but also rivers or estuary. Although 86L is light class seabass rod, you will be able to keep huge one under control thanks to blanks with NANOALLOY® technology.

Ballistick 73ML TZ/NANO

Ability of accuracy which have been hidden inside of blanks of 73ML is outstanding. If you have to cast small sized lure to pin spot with fine line, it will bring you satisfactory result for sure. We have designed to make it 2pcs to achieve high portability. It have been loaded enough power to catch large seabass, so it will suit to aim Black Sea Bream with lure for top water that is required sharpness to set hook on.

Ballistick 92ML TZ/NANO

If you are required to twitch or jerk minnow delicately, we recommend you to choose this 92ML which have been loaded sensitive tip section. Also it was designed to be well balanced and high responded model with sensitiveness. You will be able to take this for seabass fishing does not matter day game or night game to lure the big one with this strength and sensitiveness.

Ballistick 86M TZ/NANO

This is the medium class rod which have been loaded versatility to use lure from minnow sized 9~14cm to heavy vibration without any stress when you are wading. If you do not want to lose initiative when you have hooked huge seabass up while you are wading in the river, it will work for you because of powerful butt section with NANOALLOY® technology.

Ballistick 94M TZ/NANO

This is the multi-purpose seabass rod to cover various situation with minnow, sinking pencil or vibration lures. You will be able to sense changes of current or tiny contact of seabass thanks to sharpness and sensitiveness of blanks itself. Of course it have been gotten enough power to land fish at your own will. You don't have to be afraid to aim huge seabass at field there is lots of structures under water thanks to potential of power that is hidden inside of blanks. We believe that 94M have been well balanced to be called "basic one" because of sensitiveness, handleability and toughness of blanks.

Ballistick 96MMH TZ/NANO

If you wish to cast heavy lure as such as minnow size around 14cm, metal jig, sinking pencil or heavy vibration further, we recommend you to choose 96MMH. We promise that you will be able to cast heavy lure a great distance on surf or rocks even in headwind. 96MMH will help you to maintain your concentration because you will hardly get tired thanks to lightness and handleability of it.

Ballistick 102MH TZ/NANO

When you aim huge seabass on surf or rocks, 102MH will be your reliable partner for sure. It is powerful enough to aim huge Seabass over meter or even Black-Fin Seabass and small sized Blue-Runner on rocks. We recommend you to take 102MH if you are going to aim large flatfish on surf thanks to potential of power, sharpness, and ability of casting.

Ballistick 86L TZ/NANO

TORZITE NANOALLOY TECHNOLOGY

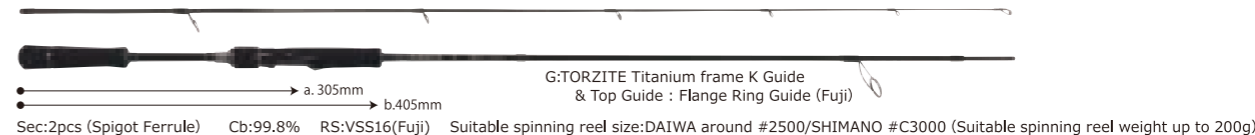
Lt: **2605mm (CL:1330mm)** Wt: **102g** Lure: **4~21g** Line: **Pe0.6~1.2** Price:
Target : Seabass · Black Sea Bream / Lure : Small Sized Minnow ~9cm · Vibrations · Small Sized Metal jigs etc Field : Middle~Lower of rivers · Port



Ballistick 73ML TZ/NANO

TORZITE NANOALLOY TECHNOLOGY

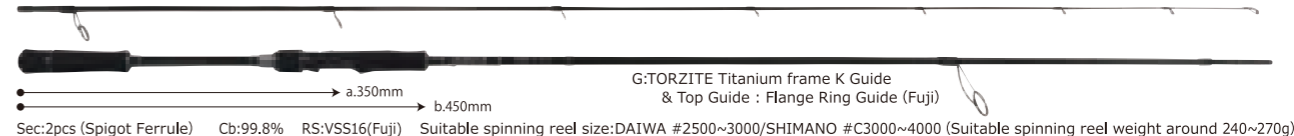
Lt: **2220mm (CL:1135mm)** Wt: **95g** Lure: **5~24g** Line: **Pe0.6~1.2** Price:
Target : Seabass · Black Sea Bream / Lure : Plug · Jig head rig / Field : Small sized rivers · Port



Ballistick 92ML TZ/NANO

TORZITE NANOALLOY TECHNOLOGY

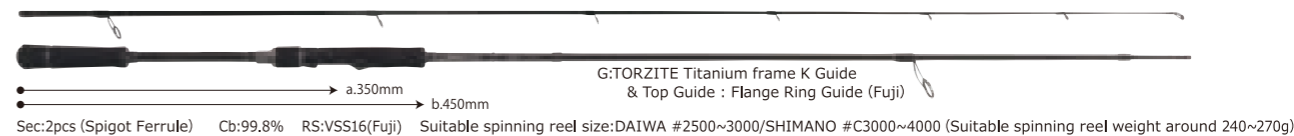
Lt: **2790mm (CL:1425mm)** Wt: **120g** Lure: **5~24g** Line: **Pe0.6~1.2** Price:
Target : Seabass / Lure : Plug / Field : Estuary · Port



Ballistick 86M TZ/NANO

TORZITE NANOALLOY TECHNOLOGY

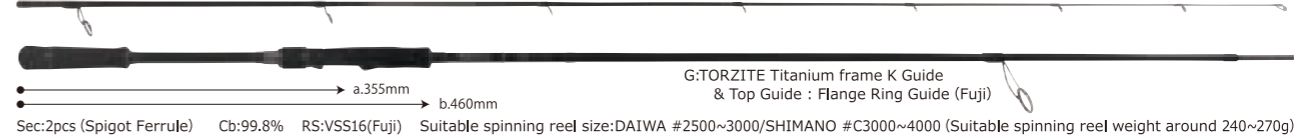
Lt: **2605mm (CL:1330mm)** Wt: **122g** Lure: **6~32g** Line: **Pe0.8~1.5** Price:
Target : Seabass / Lure : Minnow 9~14cm · Vibrations · Sinking pencil / Field : Rivers · Mudflats



Ballistick 94M TZ/NANO

TORZITE NANOALLOY TECHNOLOGY


Lt: **2850mm (CL:1455mm)** Wt: **143g** Lure: **6~35g** Line: **Pe0.8~1.5** Price:
Target : Seabass · Flatfish / Lure : Plug · Vibrations / Field : Rivers(lower to mouth) · Port · Surf · Mudflats



Ballistick 96MMH TZ/NANO

TORZITE NANOALLOY TECHNOLOGY


Lt: **2910mm (CL:1485mm)** Wt: **151g** Lure: **8~38g** Line: **Pe1~2** Price:
Target : Seabass · Flatfish / Lure : Plug · Vibrations · Metal jig / Field : Surf · Rocks · Estuary



Ballistick 102MH TZ/NANO

TORZITE NANOALLOY TECHNOLOGY

Lt: **3110mm (CL:1590mm)** Wt: **177g** Lure: **8~42g** Line: **Pe1~2** Price:
Target : Seabass · Big sized Flatfish / Lure : Plug · Vibrations · Metal jig / Field : Surf · Rocks · Estuary of large river



※Size of rod a.Length from reel foot to end of grip when reel is equipped. b.whole length of grip



Ballistick Overhead-Model

2017 New Ballistick 810ML/NANO RIVER CUSTOM (Overhead reel model)

This is special tuned model to pursue accuracy of cast when you fish at upper or mid of the river. Moderate Modulus of these blanks will help anglers to cast lure with minimum motion and deliver it to underneath over hung at your own will with higher accuracy. You can cast a distance easily, thanks to characteristic of blanks with NanoAlloy®. It is well designed to let anglers manipulate lure in a current river without any stress, and well balanced power which is accumulated inside of the blank will help anglers to pull the big one out from even rapid current. This must be the perfect rod for keen angler who knows where the monster seabass sitting assuredly. We believe that it is going to be a huge advantage for the angler who fish on the river mainly to catch the memorial fish for sure.

2017 New Ballistick 103MH/NANO (Overhead reel model)

This is over head model with massive power to fish from rocky shore. We have loaded enough power, cast ability and sensitiveness to blanks of these to aim black fin seabass in tough situation for example you are required to cast against head wind, on the fight at rocky beach or else. You will be surprised that accuracy cast, quickness to make first action, power of lifting and dexterity performance of this 103H/NANO is as a versatile overhead tackle. Of course, this is recommended to anglers who are aiming at giant flat fish from surf while using jig, vibration or plastic worm effectively. Although it has gotten so incredible power on blanks, you can develop some strategy of the game sensitively and delicately as same as spinning tackle while fishing with heavier line.

Ballistick 73ML WILD CARD (Overhead reel model)

We have designed 73ML to become medium light action to enable anglers to manipulate light weight lures for seabass game from boat. It will be a reliable tool for not only seabass game from boat but also for the game that is required high accuracy performance to cast at small sized river or port area or various method of Black sea bream fishing.

Ballistick 85M/NANO (Overhead reel model)

This is the basic model for seabass game on rivers and port. You will be able to manipulate vibrations or sinking pencil which effects the lures when it is falling in the water at your own will and also accuracy cast around structures with this 85M. And it has been loaded with sharpness feelings when you manipulate lure and incredible power on butt section thanks to NANOALLOY® technology from TORAY.


2017 New Ballistick 810ML RIVER CUSTOM NANO (Overhead reel model)

Lt: **2695mm (CL:1375mm)** Wt: **134g** Lure: **7~32g** Line: **Pe0.8~1.5** Price:
Target : Seabass / Lure : Plug / Field : Rivers (Especially the flow velocity field in the upper - middle region)



2017 New Ballistick 103MH NANO (Overhead reel model)

Lt: **3135mm (CL:1600mm)** Wt: **191g** Lure: **10~45g** Line: **Pe1.5~2.5** Price:
Target : Seabass (Including black-fin seabass) · Small sized Blue-runner / Lure : Plug · Metal jig / Field : Rocks · Surf



Ballistick 93M/NANO (Overhead reel model)

This is the long distance shooter which will cover seabass game with plugs at river mouth or port and also light jigging game from surf. Blanks of 93M have been designed to let anglers manipulate and cast many kind of lures such as vibration, sinking pencil, metal jig, and large sized minnow without any stress.

Ballistick 710XH BIG BAIT (Overhead reel model)

This is the special model to cast and manipulate Big Bait lures included lures for large mouth bass. You will be able to cast and manipulate Big Bait at your own will with this 710XH. We recommend this 710XH for anglers who are going to aim at seabass which is staying in rapid current or pin spot around structures as well as looking for large sized bait fish such as shad or sweet fish that is going down stream to spawn.

Ballistick HIRA For Black fin seabass

Ballistick HIRA 107MH TZ/NANO

This is one of the perfect rod for Black-Fin Seabass to cover various situation and field to aim it. You will be able to cast and manipulate, not only minnow Black-Fin Seabass but also any kind of lures as such as small sized sinking pencil, vibration or jig head even in headwind. Although this is the finest rod in HIRA series, it has loaded enough power to fight against large sized Black-Fin Seabass or Blue Runner over 80cm.

Ballistick HIRA 11MH TZ/NANO

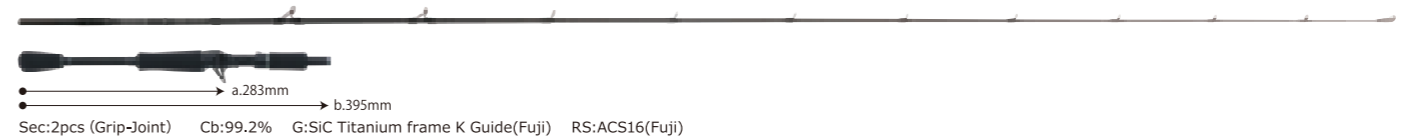
Although this 11MH have been designed for Black-Fin Seabass, it is tough enough to keep Blue Runner up to 5kg under control. Of course, you will be able to manipulate plug delicately and once you hooked even huge one at tough field, you will never lose initiative for sure. If you are an angler who fish in tough situations and wish to land fish smoothly without any stress, we recommend you to take 11MH which will be huge advantage for you.

Ballistick HIRA 11H TZ/NANO

This is the mighty rod for Black-Fin Seabass. Although it is powerful enough to catch Black-Fin Seabass over 10kg, you will sense how light and sharp it is when you actually fish. You don't have to worry about hooking Blue Runner up suddenly when you are trying to aim Black Fin Seabass because of ultimate power hidden in blanks of 11 H. But it is not just tough rod. Once you hold it and cast, manipulate heavy lure in headwind, we believe that you will notice that it has been loaded sharpness and sensitiveness on blanks to make expert or even beginner anglers satisfy.

Ballistick 73ML WILD CARD (Overhead reel model)

Lt: **2230mm (CL:1874mm)** Wt: **108g** Lure: **5~28g** Line: **Pe0.8~1.5** Price:
Target : Seabass · Black Sea Bream / Lure : Plug · Rigs · Metal jig / Field : Boat · Rivers · Port




Ballistick 85M NANO (Overhead reel model)

Lt: **2560mm (CL:1314mm)** Wt: **136g** Lure: **8~42g** Line: **Pe1~2** Price:
Target : Seabass / Lure : Plug · Metal jig / Field : Rivers · Port



Ballistick 93M NANO (Overhead reel model)

Lt: **2830mm (CL:1445mm)** Wt: **159g** Lure: **8~42g** Line: **Pe1~2** Price:
Target : Seabass · Flatfish / Lure : Plug · Metal jig / Field : Estuary · Surf · Mudflats · Rocks



Ballistick 710XH BIG BAIT (Overhead reel model)

Lt: **2385mm (CL:1950mm)** Wt: **210g** Lure: **Max 120g** Line: **Max Pe3** Price:
Target : Seabass / Lure : Plug (Big bait) / Field : Rivers · Port



Ballistick HIRA 107MH TZ/NANO

Lt: **3230mm (CL:1650mm)** Wt: **198g** Lure: **7~45g** Line: **Max Pe2** Price:
Target : Black fin seabass · BlueRunner / Lure : Plug · Vibrations · Metal jig / Field : Rocks



Ballistick HIRA 11MH TZ/NANO

Lt: **3360mm (CL:1720mm)** Wt: **228g** Lure: **8~50g** Line: **Max Pe2.5** Price:
Target : Black fin seabass · BlueRunner / Lure : Plug · Vibrations · Metal jig / Field : Rocks · Isolated Island



Ballistick HIRA 11H TZ/NANO

Lt: **3360mm (CL:1720mm)** Wt: **241g** Lure: **10~60g** Line: **Max Pe3** Price:
Target : Black fin seabass · BlueRunner / Lure : Plug · Vibrations · Metal jig / Field : Rocks · Isolated island



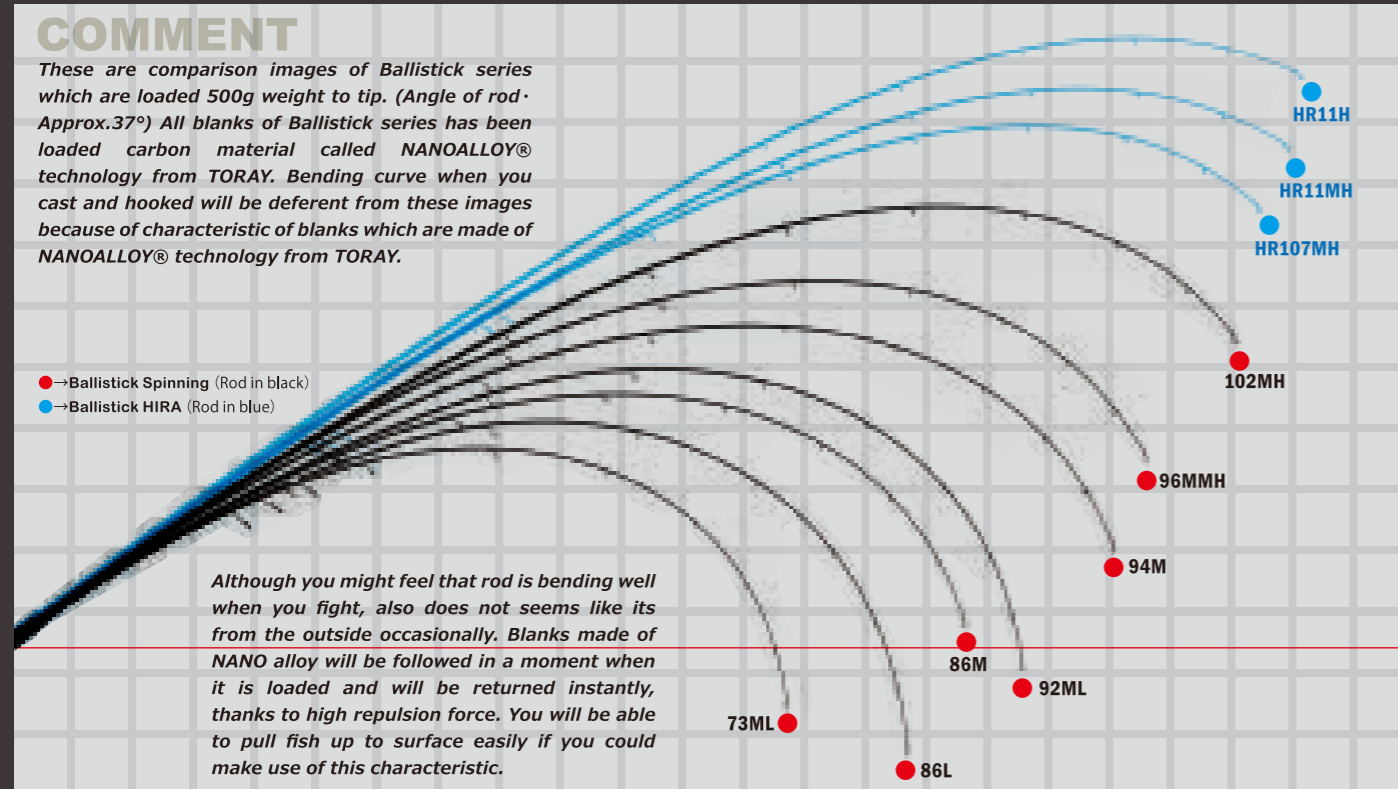
Sizes of rod a. Length from reel foot to end of grip. (From trigger to end of grip in the case of overhead model) b. Whole length of grip. (It will be 10mm longer when down lock on front was closed in the case of overhead model)

Ballistic Spinning-Model Bending Curve Load 500g

COMMENT

These are comparison images of Ballistic series which are loaded 500g weight to tip. (Angle of rod - Approx.37°) All blanks of Ballistic series has been loaded carbon material called NANOALLOY® technology from TORAY. Bending curve when you cast and hooked will be different from these images because of characteristic of blanks which are made of NANOALLOY® technology from TORAY.

●→Ballistic Spinning (Rod in black)
●→Ballistic HIRA (Rod in blue)



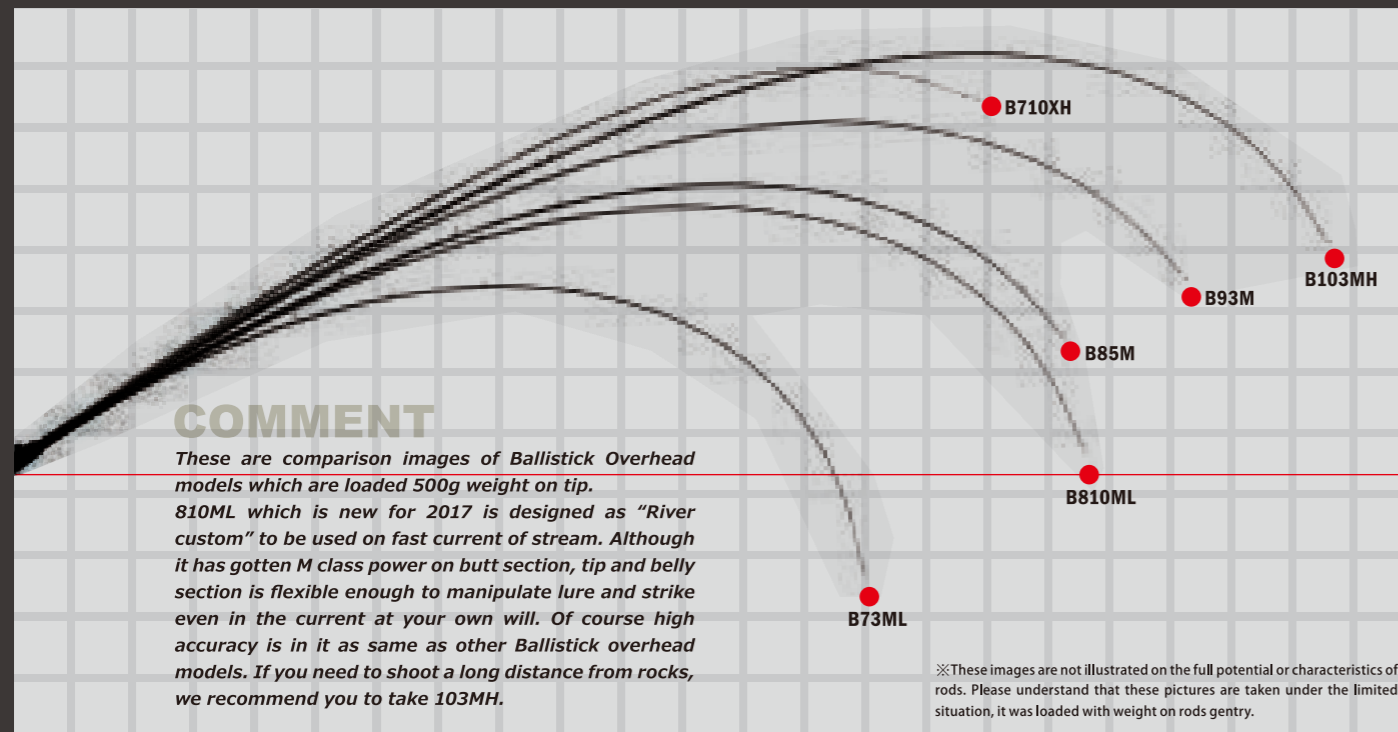
Although you might feel that rod is bending well when you fight, also does not seem like its from the outside occasionally. Blanks made of NANO alloy will be followed in a moment when it is loaded and will be returned instantly, thanks to high repulsion force. You will be able to pull fish up to surface easily if you could make use of this characteristic.

Ballistic Bait-Model Bending Curve Load 500g

COMMENT

These are comparison images of Ballistic Overhead models which are loaded 500g weight on tip. 810ML which is new for 2017 is designed as "River custom" to be used on fast current of stream. Although it has gotten M class power on butt section, tip and belly section is flexible enough to manipulate lure and strike even in the current at your own will. Of course high accuracy is in it as same as other Ballistic overhead models. If you need to shoot a long distance from rocks, we recommend you to take 103MH.

※These images are not illustrated on the full potential or characteristics of rods. Please understand that these pictures are taken under the limited situation, it was loaded with weight on rods gentry.



Ballistic 94M TZ/NANO



Ballistic 92ML TZ/NANO



Ballistic 93M NANO Overhead reel Model



EARLY Plus

EARLY Plus / 11 Line Up / For Seabass & Flatfish...etc

EARLY Plus 710XF

This is the Extra finesse rod which has been loaded not only with high accuracy performance to cast pin point at the port where the Mooring lines, boats are being jumbled together, but also with tough butt section to pull out the sea bass aggressively. You will be able to fight against young sea bass, of course even medium sized sea bass with this rod. It has been also got versatility to enable you to use it for Black sea bream fishing on the surface or wind fishing of hair tail.

EARLY Plus 89L

This is one of the best for sensitive game on the field like shallow areas of rivers or wading game in mudflats. We have designed these blanks to twitch or jerk the minnow around 9cm or vibrations around 15g easily.

EARLY Plus for Seabass game which have been highly regarded since it have been released because of that cost performance as fishing rod that is proudly made in japan without any compromises. Every single Blank which is produced by YAMAGA Blanks is designed to pursue the lightness, the ability of casting and toughness as a reliable tool for fishing. The characteristic of EARLY Plus is blanks which has been loaded sharpness and tenacious butt section with toughness. Once large seabass is on, rod will be bent and power of lifting will increase when it is bent more and more. Also, 81M, 86M, and 96M which has been added in 2016. These models are enable anglers to cast heavy lure long distance and manipulate it at their own will with nice and comfortable feeling. Furthermore these 3 models has been finished as a family of EARLY Plus series to cover various situation and field of fishing such as port, surf, rivers or estuary.

EARLY Plus 710XF

Lt: 2400mm (CL:1235mm) Wt: 118g Lure: 2~18g Line: Pe0.4~1.2 Price:

Target: Seabass · Black Sea Bream · Hair-tail etc / Lure: Minnow 7~9cm · Small Sized Vibrations · Small plug · Wind lures / Field: Port · Estuary



Sec:2pcs (Put over Ferrule) Cb:96.3% G:SIC Stainless frame K Guide(Fuji) RS:VSS16/BACK STOP Double Nut(Fuji) Suitable reel size:DAIWA around #2500/SHIMANO around #2500(C3000)

EARLY Plus 89L

Lt: 2665mm (CL:1360mm) Wt: 125g Lure: 5~21g Line: Pe0.6~1.2 Price:

Target: Seabass / Lure: Minnow around 9cm · Midium Sized Vibration · Small jigs/ Field: Port · Estuary



Sec:2pcs (Put over Ferrule) Cb:95.9% G:SIC Stainless frame K Guide(Fuji) RS:VSS16/BACK STOP Double Nut(Fuji) Suitable reel size:DAIWA around #2500/SHIMANO around #2500~#3000

※Size of rod a.Length from reel foot to end of grip when reel is equipped. b.Whole length of grip.



EARLY Plus 88ML

It to be the core of this series. Early+ 88ML has been designed to manipulate minnow around 12cm mainly, or various lures like vibrations, sinking pencil etc... This is comfortable length to fish at mudflats or wading fishing in the river mouth.

EARLY Plus 95ML

Early+ 95ML is the best model to explore the huge area like mudflats, river mouth or surf. To search the pin spot of changes of landscape or explore the sea current widely, this is the perfect rod for search game in an open area. Although this is ML class rod, it has been loaded with enough power on the butt section to make large size sea bass under control, which means, it is strong enough to fight a big fish from rocks or surf.

EARLY Plus 92XML

This model is which has been combined with sensitiveness and high resilience tip with persistence and tough butt section. This has been loaded with more power than 95ML in order to aim the large size sea bass at the field where the current is running rapidly like large river, river mouth or straits. The large sea bass sized 93cm and many other big ones has been caught with this 92XML. This could be called a ranker hunter.

EARLY Plus 81M


This has been tuned as special model for wind fishing. We believe that it will be good to fish for not only seabass but also Hair-tail from shore. We have designed this well balanced model to keep jig head under control and jerking with a steady rhythm. Even if the contact of Hair-tail was too small to sense it, tip and belly section which have gotten flexibility and high sensitivity will let hook set on the mouth of it.

EARLY Plus 86M

This is the one that enable angler to manipulate vibration without any stress and to feel good response when you are jerking minnow hard. We have designed this model to manipulate lures which you can sense the feeling of resistance of water when you retrieve it without any stress. Of course it have been loaded high sensitivity to sense the feeling of small contact while you are manipulating lure. You will be able to notice that you will have less problem when it is hooked up itself, lands fish smoothly with it even when you are wading. We propose this model to seabass fisher who is searching big fish in all of range of the waters.

EARLY Plus 88ML

Lt: **2630mm (CL:1340mm)** Wt: **140g** Lure: **7~28g** Line: **Pe0.8~1.5** Price:
 Target: Seabass / Lure: Minnow around 12cm · Vibrations · Sinking pencil / Field: Mudflat · Estuary



EARLY Plus 95ML

Lt: **2855mm (CL:1465mm)** Wt: **147g** Lure: **7~28g** Line: **Pe0.8~1.5** Price:
 Target: Seabass · Flatfish / Lure: Minnow around 12cm · Vibrations · Sinking pencil / Field: · Mudflat · Estuary · Surf · Rocks



EARLY Plus 96M

This has been specially designed for an extensive surf or estuary, as you will notice from its name. This is mainly for flatfish and it have been loaded enough power and speed on blanks to cast heavy lures such as metal vibration or heavy jig head in against wind. We think that you will be able to feel it has not only enough toughness on butt section to keep fish under control even in backwash but also enough flexibility on berry section to set hook on the mouth of flatfish smoothly. And you will be able to do light jigging from shore using metal jig which is up to 35g with it.

EARLY Plus 100M

Early+ 100M is the best to be used at the field where long distance casting is required like rocks, dikes, surf or large rivers. Although it has gotten enough power on the blanks to cast minnow over 14cm or like heavy vibration, it has also got high level of sensitivity.

EARLY Plus 102MH

This is a long length rod for not only large sized sea bass but also for black fin sea bass or small sized blue runner. 102MH has been designed for the game where you may require to cast large plugs long distance or light shore jigging game that you can manipulate jigs around 50g rhythmically. This is the powerful model with tough butt section which will enable anglers to stop the large sizes on the last-ditch effort.

EARLY Plus 98H

Early+ 98H will be able to cover the situations where you use big bait, metal jig or large lures like top plug for bluerunner. This is the most powerful model of Early+ series that enables anglers to pull out large sized sea bass from wave dissipating block, to fight against Blue runner around 5kg. Although it has gotten the power like once you fish with it you will feel the lightness and sharpness of it. Also it suits anglers who aim at catching salmon or red eye.


EARLY Plus 92XML

Lt: **2780mm (CL:1425mm)** Wt: **147g** Lure: **7~32g** Line: **Pe0.8~2** Price:
 Target: Seabass / Lure: Minnow 12cm · Vibrations · Sinking pencil / Field: Straits · Rocks · Estuary · Rivers · Surf



EARLY Plus 81M

Lt: **2475mm (CL:1275mm)** Wt: **130g** Lure: **6~32g** Line: **Pe0.8~1.5** Price:
 Target: Seabass · Hair-tail / Lure: Wind Lures / Field: Port · Estuary



EARLY Plus 86M

Lt: **2580mm (CL:1325mm)** Wt: **142g** Lure: **6~32g** Line: **Pe0.8~1.5** Price:
 Target: Seabass · Flatfish · Hair-tail / Field: Port · Rivers / Lure: All kind of Vibrations · All kind of Minnow



EARLY Plus 96M

Lt: **2895mm (CL:1485mm)** Wt: **170g** Lure: **7~35g** Line: **Pe0.8~2** Price:
 Target: Flatfish · Seabass · Small sized Blue-Runner / Field: Surf / Lure: All kind of Vibrations · All kind of Minnow · Heavy Jig Head · Metal Jig



EARLY Plus 100M

Lt: **3055mm (CL:1570mm)** Wt: **187g** Lure: **10~35g** Line: **Pe1~2.5** Price:
 Target: Seabass · Flatfish / Lure: Minnow around 12~14cm · Vibrations · Sinking pencil · Metal Jig / Field: Rocks · Estuary · Surf · Dikes etc



EARLY Plus 102MH

Lt: **3100mm (CL:1585mm)** Wt: **213g** Lure: **12~50g** Line: **Pe1.2~3** Price:
 Target: Seabass · Black Fin Seabass · Blue-Runner (around 1~3kg) / Lure: Minnow over 14cm · Plugs for Blue-Runner · Metal Jig / Field: Rocks · Surf · Dikes etc



EARLY Plus 98H

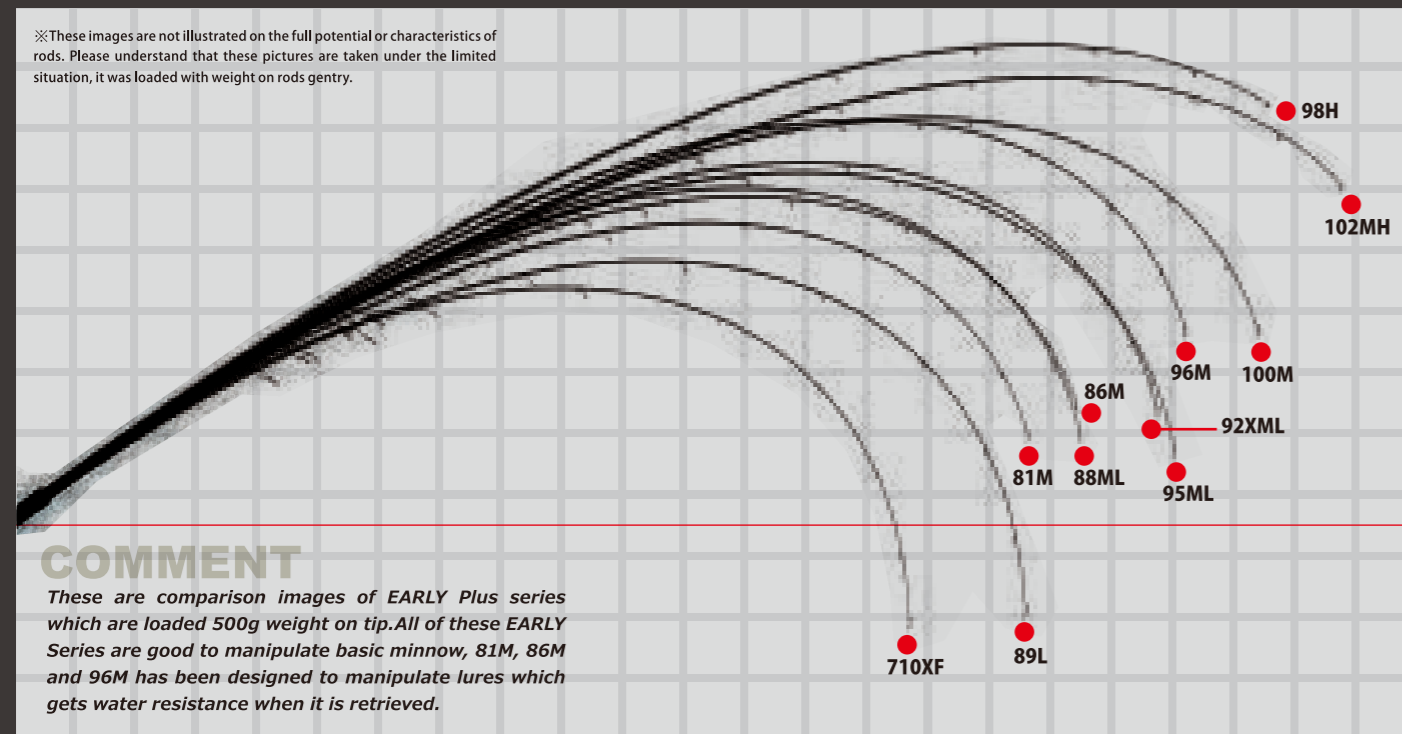
Lt: **2935mm (CL:1505mm)** Wt: **224g** Lure: **18~60g** Line: **Pe1.5~3** Price:
 Target: Seabass · Blue-Runner (Up to 5kg) / Lure: Big Bait · Plugs for Blue-Runner · Metal Jig / Field: Rocks · Surf · Dikes etc



※Size of rod a.Length from reel foot to end of grip when reel is equipped. b.Whole length of grip.

EARLY Plus Bending Curve Load 500g

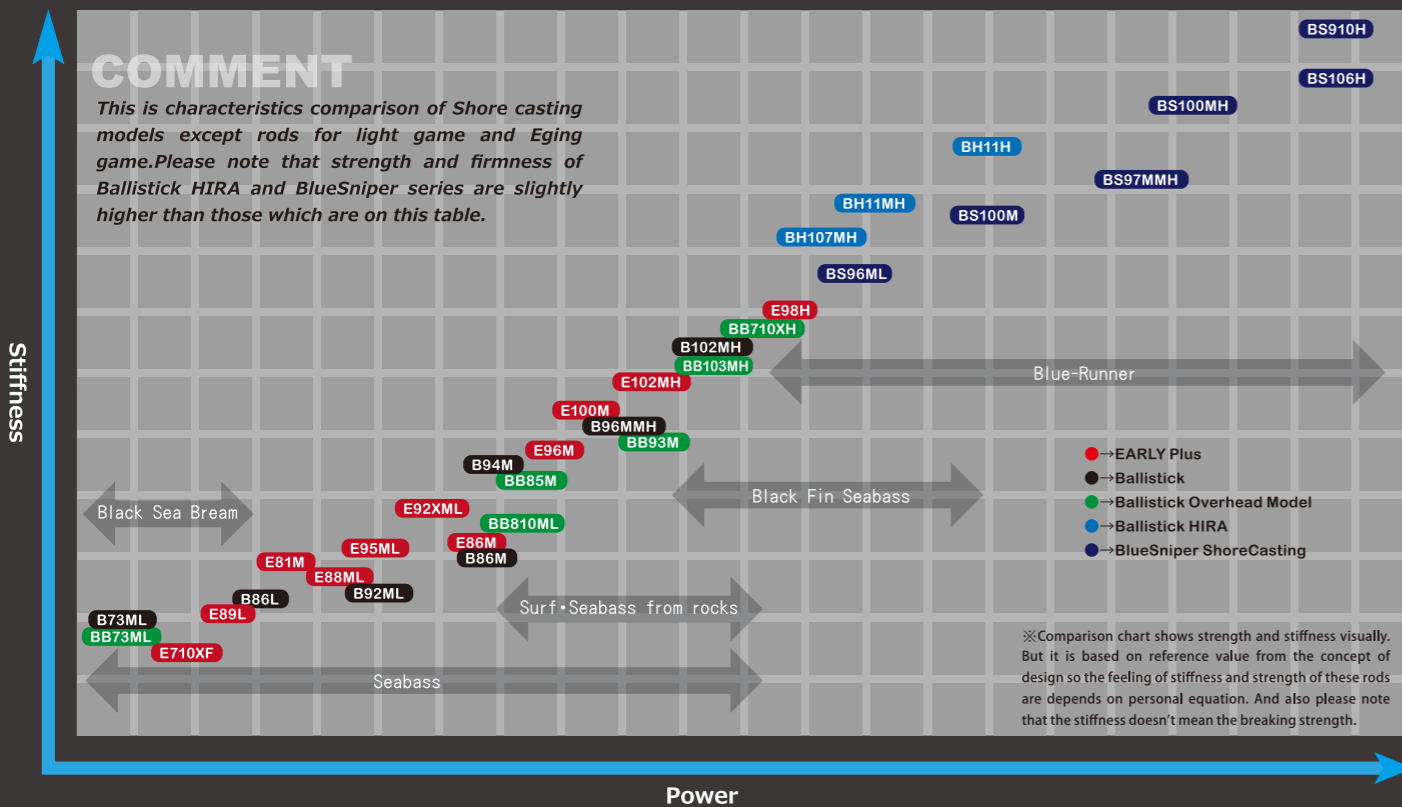
※These images are not illustrated on the full potential or characteristics of rods. Please understand that these pictures are taken under the limited situation, it was loaded with weight on rods gentry.



COMMENT

These are comparison images of EARLY Plus series which are loaded 500g weight on tip. All of these EARLY Series are good to manipulate basic minnow, 81M, 86M and 96M has been designed to manipulate lures which gets water resistance when it is retrieved.

Shore Casting Model Comparison Table



Ballistic 73ML TZ/NANO



Ballistic 103MH NANO Overhead Model



Ballistic 93M NANO Overhead Model



BlueCurrent

BlueCurrent / 20Line Up / For Light Game

We have brushed up blanks of BlueCurrent series to make it fishing rod for light game with ease use as a tool to catch fish. We believe that fishing rod need to be balanced with all of these integrant as such as castability, lightness, durability and sensitivity at high level to be a tool with ease use for anglers.


Light Game

Aji & Rockfish and more

For example, there is no point when you could not set hook on the mouth of fish even if you could sense micro contact of fish. To let anglers do sequence actions such as sensing signal just before the bite and prepare for strike smoothly, we have tested and adjusted BlueCurrent series so many times.

We present you a fulfilling line up of BlueCurrent series including overhead models which are joined end of 2016 for light and heavy target or many kind of rock fish.

This is one of the answer that how we can support anglers who is aiming beautiful fish at various fields and situation all over the world.



BlueCurrent Overhead-Model

New BlueCurrent 63 (Bait Model)

If you use jig head weight around 1~2g mainly or even 0.5g, we recommend you to choose this 63 overhead model. You will be able to sense tiny contact of fish when jig head is falling and you can manipulate jig head for wind game around 2~3g at your own will then set hook on aggressively because of blanks that well balanced and well designed. Although it is overhead model, you will cast as quite long distance as cast with spinning reel thanks to combination of this blanks and latest overhead reels.

New BlueCurrent 71 (Bait Model)


This is long length and multipurpose model of 63 overhead model for anglers to manipulate not only jig head but also plug or micro jig. It is of course suit for Horse mackerel (Aji), also you will be able to keep rockfish or black sea bream under control and land it smoothly thanks to that enough butt power. These 63,71 are also works well for game off the boat.

New BlueCurrent 78 NANO (Bait Model)

If you are required to cast a long distance, we recommend you to pick this. This versatile overhead model enable you to manipulate sinker, plugs and jigs then you can aim not only horse mackerel (Aji), rockfish, but also black sea bream and seabass because of that accuracy of cast and amazing power of butt.


New BlueCurrent 63 (Overhead Model)

Lt: **1920mm (CL:975mm)** Wt: **76g** Lure: **Max5g** Line: **Max Pe0.6** Price:
Target: Horse Mackerel · Rockfish / Lure: Jig head rig / Field: Port



New BlueCurrent 71 (Overhead Model)


Lt: **2160mm (CL:1105mm)** Wt: **80g** Lure: **Max8g** Line: **Max Pe0.8** Price:
Target: Horse Mackerel · Rockfish / Lure: Jig head rig · Plug / Field: Port · Rockes



New BlueCurrent 78 NANO (Overhead Model)

NANOALLOY
TECHNOLOGY


Lt: **2335mm (CL:1185mm)** Wt: **87g** Lure: **Max15g** Line: **Max Pe0.8** Price:
Target: Horse Mackerel · Rockfish · Black Sea Bream · etc. / Lure: Sinker · Plug · Small Sized Metal jigs / Field: Port · Rockes



New BlueCurrent 82F NANO

NANOALLOY
TECHNOLOGY

Lt: **2495mm (CL:1275mm)** Wt: **80g** Lure: **Max18g** Line: **Max Pe0.6** Price:
Target: Horse Mackerel · Rockfish / Lure: Float rig · Sinker · Plug · Small Sized Metal jigs / Field: Port · Rockes



BlueCurrent 510

Lt: **1780mm (CL:917mm)** Wt: **59g** Lure: **Jighead~3g** Line: **FC/NY 1~3lb** Price:
Target: Horse Mackerel / Lure: Jig head rig / Field: Port



BlueCurrent Spinning-Model

New BlueCurrent 82F NANO

When you face the situation that you need to cast float rig a distance, we recommend you to choose this BlueCurrent 82F Nano. You can cast even heavy float rig comfortably and keep large horse Mackerel or Rock fish under control at your own will thanks to massive power of butt section with Nano alloy technology from TORAY. On the other hand, tip section with ultimate sensitiveness make you sense even micro bite of spooky fish. Of course you can cast and manipulate sinker, plug or metal jig without any stress.

BlueCurrent 510

We have tried to load to 510 most delicate tip section ever as tubular blank and more power will be loaded to butt section when it is bent while keeping sharpness as short rod. You will be able to cast and manipulate tiny jig head such as less than 0.5g without any stress and also it have been gotten enough power on butt section to keep large one under control as a well-balanced rod for jig head fishing.

BlueCurrent 68II

Compared to the previous model, the casting of lighter jig heads have been improved with a sharper casting feel. The blanks sensitivity has also been improved for anglers to even sense the slightest changes in the bites, resulting in a swift and smooth hookup. This will become your basic model as an all rounder Aji game rod.



BlueCurrent 74II

The tip is flexible enough to even capture the bites of the smallest of fish, yet having an overall sharp feeling to it. With its outstanding casting ability and the wide range of the release point, it is great for all levels of anglers. We have managed to create a very versatile rod for not only targeting the Aji, but also for the Mebaru (rock fish) game.

BlueCurrent 80II

This is a long length rod ideal for the rock fish game or Aji game off the rocks or areas that require long distance casting. You will be shocked to feel the lightness of this 8ft rod and how sharp the casting feel is. The quality and performance of the blank is astounding when considering this price range. The high sensitivity in the long distance range and the flexible yet strong butt will effectively bring in your fish. We offer a new dimension for your light game.

BlueCurrent 72/CII

This is a versatile salt water game rod able to tackle the Aji and Rock fish game using sinkers and top-water to bottom fishing for bream. It is a strongish medium class rod with the sensitivity to feel the terrain of the seabed while having the operability to easily control the top-water plugs.

BlueCurrent 78/MI

We present the ultimate power rod for those monster hunters out there targeting 30cm over Aji and Mebaru. It is an unorthodox light rod with the conflicting characteristics of fineness and power. You will not only be able to control the power of this rod, but also enjoy the traits of the light game. Similar to the 72C, the balance of the rod is also ideal for the top-water Black sea bream fishing.

BlueCurrent 68 II

Lt: **2042mm (CL:1050mm)** Wt: **68g** Lure: **JigHead 0.3~5g/Sinker 1.8~6g** Line: **PE0.2~0.4 NY/FC1~3lb** Price:
Target: Horse Mackerel / Lure: Jig head rig / Field: Port



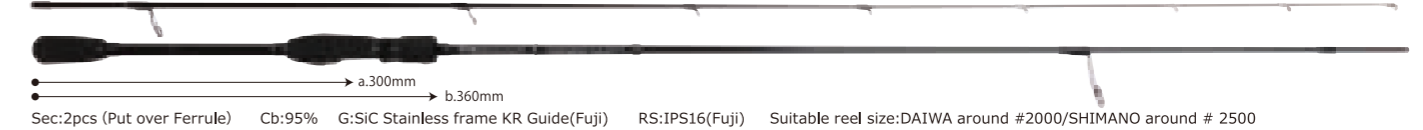
BlueCurrent 74 II

Lt: **2230mm (CL:1140mm)** Wt: **74g** Lure: **JigHead 0.3~5g/Sinker 1.8~8g** Line: **PE0.2~0.5 NY/FC1~4lb** Price:
Target: Horse Mackerel · Rockfish / Lure: Jig head rig · Sinker · Plug / Field: Port · Rocks



BlueCurrent 80 II

Lt: **2440mm (CL:1250mm)** Wt: **80g** Lure: **JigHead 0.5~5g/Sinker 1.8~10g** Line: **Pe0.2~0.5** Price:
Target: Horse Mackerel · Rockfish / Lure: Jig head rig · Sinker · Plug / Field: Port · Rocks



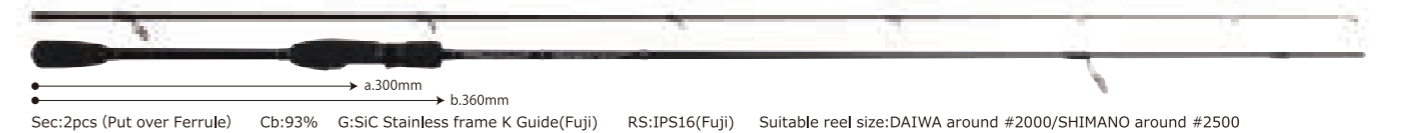
BlueCurrent 72/C II

Lt: **2194mm (CL:1130mm)** Wt: **78g** Lure: **Plug 2~8g / Sinker 1.8~12g** Line: **Pe0.3~0.6** Price:
Target: Horse Mackerel · Rockfish · Black Sea Bream · Small sized Seabass / Lure: Sinker · Plug · Small Sized Metal jigs / Field: Port · Rocks · Rivers



BlueCurrent 78/MI II

Lt: **2340mm (CL:1200mm)** Wt: **83g** Lure: **Plug 2~7g / Sinker 1.8~10.5g** Line: **Pe0.3~0.6** Price:
Target: Horse Mackerel · Rockfish · Black Sea Bream · Small sized Seabass / Lure: Sinker · Plug · Small Sized Metal jigs / Field: Port · Rocks · Rivers



※Sizes of rod a. Length from trigger to end of grip b. Whole length of grip.(will be 5mm longer when reel is equipped)



BlueCurrent TZ

TORZITE
Fuji

NANOALLOY
TECHNOLOGY
NANOALLOY® is a registered trademark of TORAY

BlueCurrent 53/TZ

This is first one piece model from BlueCurrent series. It have been achieved ultimate feeling of cast thanks to its short length, one piece blank and Titanium K guide with Torzite ring from FUJI. But it is not just soft rod. It have been loaded moderate stiffness and high sensitivity on blank to sense the small bite of tiny horse mackerel and enable you to manipulate tiny jig head at your own will.

BlueCurrent 65/TZ Jighead Special

This model has been specially designed to enable anglers to earn the distance and improve the manipulation performance, Under using the jig head. You will be able to cast 1g jig head line drive. Since the guide has become much lighter as it used to, TZ model has been loaded with more sensitive tip section. On the result of that, we have achieved a greater level of casting feelings and manipulation.

BlueCurrent 610/TZ Jighead Special

This is the only model that almost has equal casting feelings as JH65/TZ. It has been designed to cover heavy weight jig heads and earn the distance. Bring this rod to field where you are required to cast from the height or cast long distance. Also, it has been loaded with tough butt power.

BlueCurrent 72/TZ

Due to the adoption of TZ ring guide for BlueCurrent 72, which is the basic model for light game, we have redesigned blanks to make tip section more sensitive. You will be able to handle various items that are from jig head and sinker rigs with it. Because of this high sensitivity, high controllability, you will be able to fish delicately at your own will.

BlueCurrent 53/TZ

TORZITE

Lt: **1603mm** Wt: **50g** Lure: **Jighead~3g** Line: **FC/NY 1~3lb** Price:
Target: Horse Mackerel/ Lure: Jig head / Field: Port

→ a.155mm
→ b.220mm

Sec:1pc Cb:99.8% G: TORZITE Titanium frame K Guide (Fuji) RS:VSS16(Fuji) Suitable reel size:DAIWA around # 1000 / SHIMANO around #1000 (C2000)

BlueCurrent 65/TZ Jighead Special

TORZITE

Lt: **1960mm (CL:1010mm)** Wt: **58g** Lure: **Jighead 0.2~5g** Line: **Pe0.2~0.4#/FC 0.8~3lb** Price:
Target: Horse Mackerel/ Lure: Jig head / Field: Port

→ a.240mm
→ b.305mm

Sec:2pcs (Put over Ferrule) Cb:99.4% G:TORZITE Titanium frame KR Guide (Fuji) RS:VSS16(Fuji) Suitable reel size:DAIWA around #1000 / SHIMANO around #1000 (C2000)

BlueCurrent 610/TZ Jighead Special

TORZITE

Lt: **2088mm (CL:1073mm)** Wt: **61g** Lure: **Jighead 0.3~6g** Line: **Pe0.2~0.4#/FC 1~3.5lb** Price:
Target: Horse Mackerel/ Lure: Jig head / Field: Port

→ a.265mm
→ b.330mm

Sec:2pcs (Put over Ferrule) Cb:99.4% G: TORZITE Titanium frame KR Guide (Fuji) RS:VSS16(Fuji) Suitable reel size:DAIWA around #1000~#2000/SHIMANO around #1000 (C2000)

BlueCurrent 72/TZ

TORZITE

Lt: **2195mm (CL:1127mm)** Wt: **63g** Lure: **JigHead 0.2~5g/Rig 0.2~7g** Line: **Pe0.2~0.6** Price: /
Target: Horse Mackerel · Rockfish/ Lure: Jig head · Sinker · Plug/ Field: Port · Rocks

→ a.270mm
→ b.335mm

Sec:2pcs (Put over Ferrule) Cb:99.6% G:TORZITE Titanium frame KR Guide (Fuji) RS:VSS16(Fuji) Suitable reel size:DAIWA around #2000/SHIMANO around #2000

BlueCurrent 76/TZ

TORZITE

Lt: **2288mm (CL:1176mm)** Wt: **69g** Lure: **Jighead 0.3~5g/Rig 0.3~10g/Plug 1.8~7g** Line: **Pe0.3~0.6** Price:
Target: Horse Mackerel · Rockfish · Black Sea Bream/ Lure: Jig head · Sinker · Plug/ Field: Port · Rocks · Estuary

→ a.300mm
→ b.365mm

Sec:2pcs (Put over Ferrule) Cb:99.6% G: TORZITE Titanium frame K Guide (Fuji) RS:VSS16(Fuji) Suitable reel size:DAIWA around #2000/SHIMANO around #2000 (2500)

BlueCurrent 76/TZ

It will cover various situations with various kind of lures as such as jig head, sinker, or plug. Although it have been loaded sensitive and flexible tip section to manipulate jig head, power of butt section is enough to stop running of good sized horse mackerel and rock fish. It is also well balanced for using top water plugs.

BlueCurrent 83/TZ LongCast

This is mainly designed to enable anglers to cast 1g jig head for longer distance and you might forget that it is 8.3ft long, because of the sharpness which you can feel when you cast. Of course, you will be able to manipulate rigs or plugs delicately. Because of the loading Torzite guide ring, the frictions between guide ring and line has been reduced, so when you cast you will enjoy a long distance game without any stress.

BlueCurrent 91/TZ LongCast

If you want to conquer the fishing field such as expansive surf, estuary, or port, we recommend you to take this long length and distance model with you. We believe that you are going to feel incredible sensitiveness on tip section when you search for distant spot thanks to lightness and sharpness of blanks. Please take 91TZ with you if you search fish which is feeding at the spot where nobody can reach.

BlueCurrent 83/TZ LongCast

TORZITE

Lt: **2520mm (CL:1290mm)** Wt: **72g** Lure: **Jighead 0.5~6g/Rig 1.8~10.5g** Line: **Pe0.2~0.6** Price:
Target: Horse Mackerel · Rockfish · Black Sea Bream/ Lure: Jig head · Sinker · Plug/ Field: Port · Rocks · Estuary

→ a.320mm
→ b.385mm

Sec:2pcs (Put over Ferrule) Cb:99.7% G:TORZITE Titanium frame KR Guide (Fuji) RS:VSS16(Fuji) Suitable reel size:DAIWA around #2000/SHIMANO around # C2000(2500)

BlueCurrent 91/TZ LongCast

TORZITE

Lt: **2765mm (CL:1415mm)** Wt: **84g** Lure: **Rig 1.8~15g/Plug 2.5~9g** Line: **Pe0.3~0.8** Price:
Target: Horse Mackerel · Rockfish · Black Sea Bream/ Lure: Sinker · Small Sized Metal jigs · Sinking pencil / Field: Port · Estuary · Surf

→ a.320mm
→ b.395mm

Sec:2pcs (Put over Ferrule) Cb:99.7% G:SIC Titanium frame LDB+TZ Titanium frame K Guide(Fuji) RS:VSS16(Fuji) Suitable reel size:DAIWA around #2500/ SHIMANO around #2500

BlueCurrent 72/TZ NANO Jig Special

TORZITE

NANOALLOY
TECHNOLOGY

Lt: **2185mm (CL:1125mm)** Wt: **70g** Lure: **Jig 1.5~15g** Line: **Pe0.3~0.8** Price:
Target: Horse Mackerel · Rockfish · etc./ Lure: Metal jig/ Field: Port · Rocks · Surf

→ a.270mm
→ b.335mm

Sec:2pcs (Put over Ferrule) Cb:99.3% G: TORZITE Titanium frame K Guide (Fuji) RS:VSS16(Fuji) Suitable reel size:DAIWA around #2000/ SHIMANO around #2500

BlueCurrent 77/TZ NANO Stream Special

TORZITE

NANOALLOY
TECHNOLOGY

Lt: **2310mm (CL:1190mm)** Wt: **74g** Lure: **Plug 2~9g/Rig 1.5~13g** Line: **Pe0.3~0.8** Price:
Target: Horse Mackerel · Rockfish · etc./ Lure: Plug · Jig head · Sinker/ Field: Port · Rocks · Rivers

→ a.290mm
→ b.350mm

Sec:2pcs (Put over Ferrule) Cb:99.3% G:TORZITE Titanium frame K Guide (Fuji) RS:VSS16(Fuji) Suitable reel size:DAIWA around #2000/SHIMANO around # 2500

BlueCurrent 85/TZ NANO All-Range

TORZITE

NANOALLOY
TECHNOLOGY

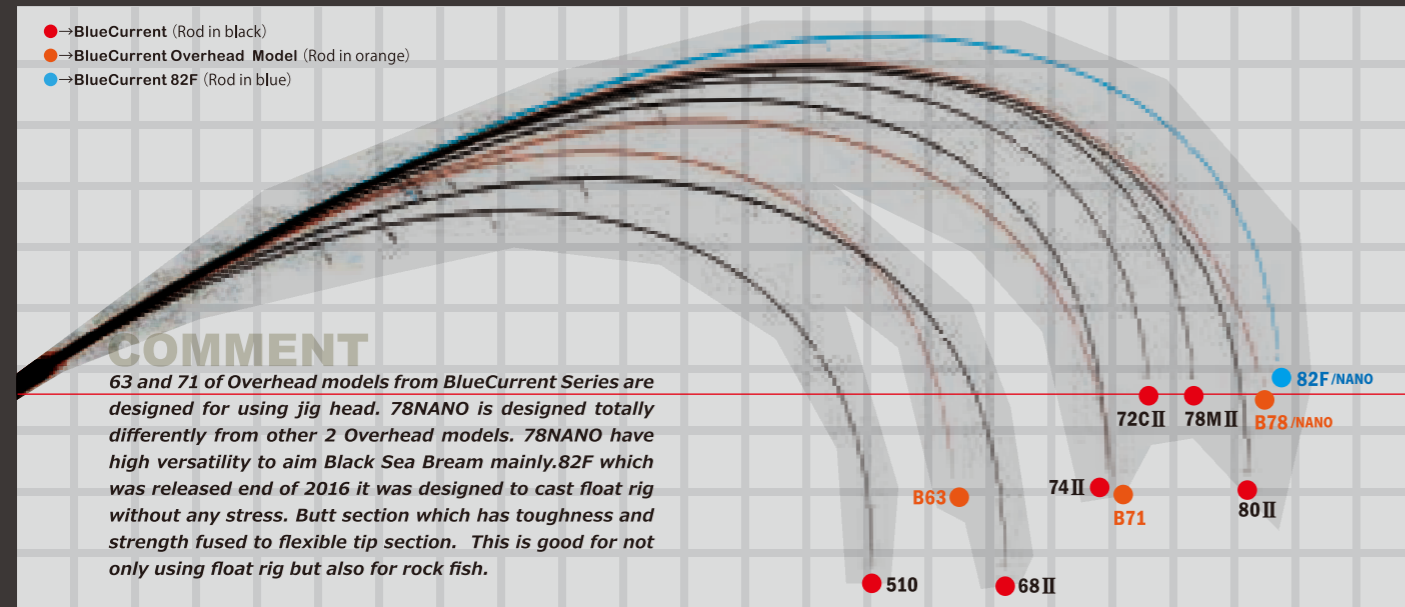
Lt: **2570mm (CL:1315mm)** Wt: **80g** Lure: **3~21g** Line: **Pe0.4~1** Price:
Target: Anything/ Lure: Anything/ Field: Anywhere

→ a.310mm
→ b.375mm

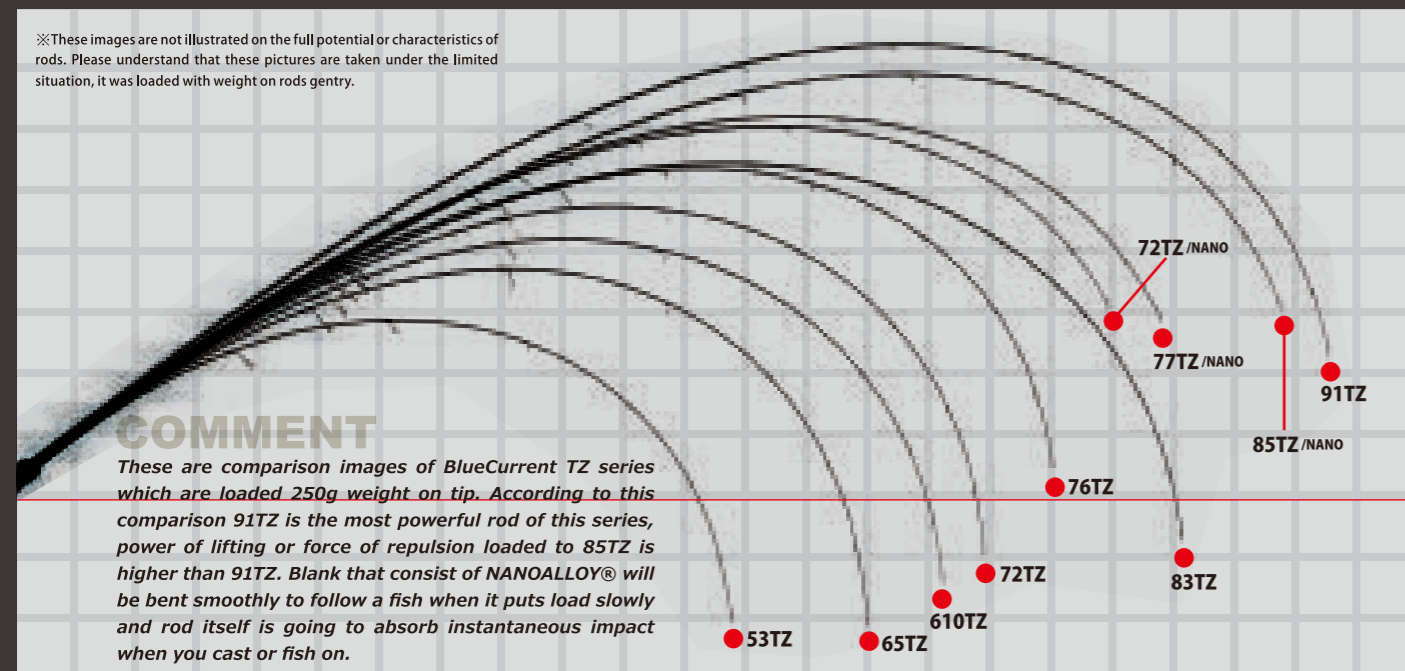
Sec:2pcs (Put over Ferrule) Cb:99.7% G:TORZITE Titanium frame K Guide (Fuji) RS:VSS16(Fuji) Suitable reel size:DAIWA around #2500/ SHIMANO around #2500(#C3000)

Sizes of rod a. Length from reel foot to end of grip when reel is equipped. b. whole length of grip when the food nut is tighten(will be 5mm longer when reel is equipped)

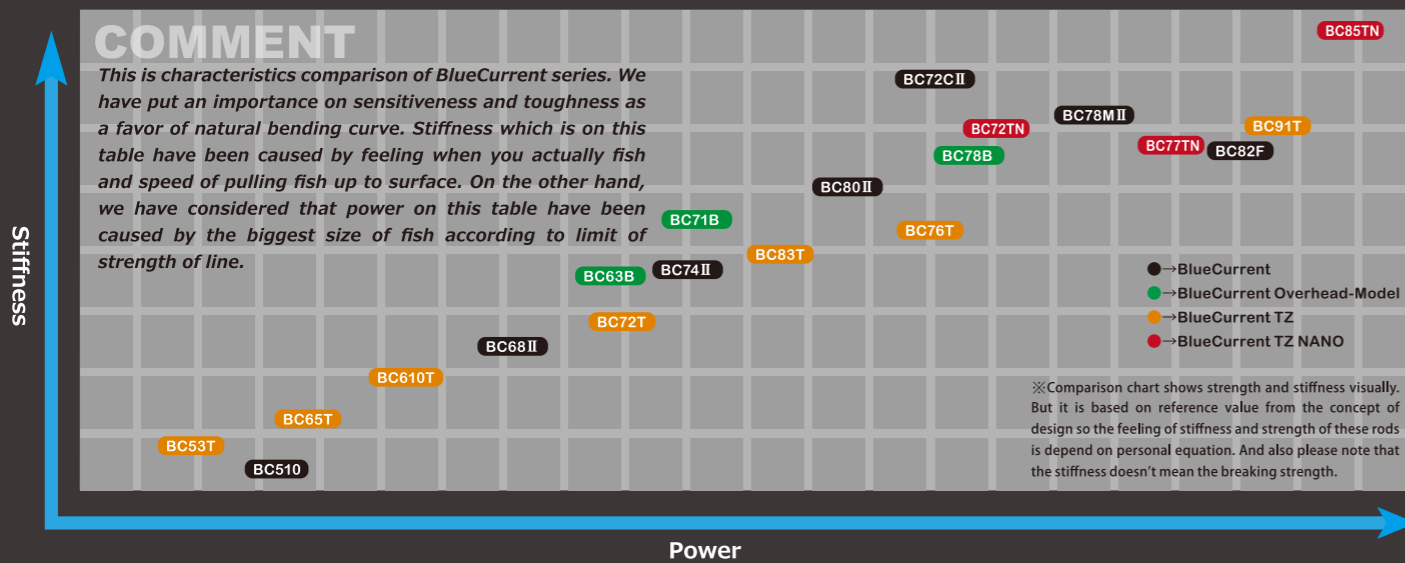
BlueCurrent Bending Curve Load 250g



BlueCurrent TZ Bending Curve Load 250g



BlueCurrent Comparison Table



Squid Eging & Metal Sutte

Calista

Calista TZ NANO / 6 Line Up / For Eging

Blanks of Calista have been redesigned totally with NANOALLOY® technology from TORAY to achieve potential of response as egging rod of new generation.

The ability of distance cast have been increased thanks to TORZITE ring titanium guide (SIC titanium guide on top guide only) from FUJI. Blanks made of NANOALLOY will be followed in a moment when it is loaded and will be returned instantly thanks to high repulsion force. Because of these character angler will be able to jerk EGI sharply with less power than ever and make monster squid float quickly without any breakage of legs of squid when you fight. Blanks with moderate stiffness and suppleness will reduce burden of anglers and enable you to lure squid more delicately.....

Calista 86L/TZ NANO

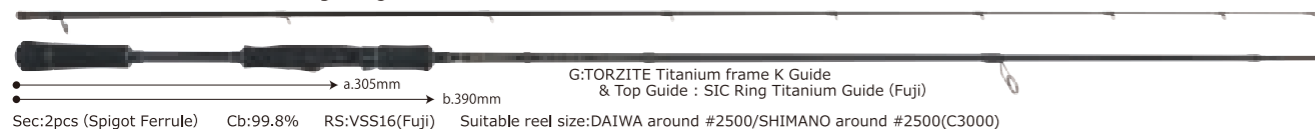
This is the light class rod which is good for jerking make use of line slack. This is suit to the game that lure squid delicately and sense sensitive touch of squid with fine PE line. We have expressed 86L as "light class rod" which means it will be able you to manipulate lure with less power than other models and it have been loaded enough butt power to keep squid over 2kg under control. This is the best egging rod for angler who would like to fish with super fine PE line.

Calista 82ML/TZ NANO

This is almighty egging rod that suit to not only from breakwater or rocks but also egging game on boat. This have been finished as a sensitive rod with high repulsive force to be enable anglers to jerk lure make use of line slack or jerk aggressively. Angler will be able to manipulate lure delicately when you sight fishing make use of this length. And it have been gotten ability of distance cast thanks to Torzite ring guide and blanks with Nano alloy carbon material from TORAY.

Calista 86L TZ NANO

Lt: 2582mm (CL:1325mm) Wt: 93g Egi: #2.5~3.5 Line: Pe0.4~0.8 Price:



Calista 82ML TZ NANO

Lt: 2500mm (CL:1285mm) Wt: 95g Egi: #2.5~3.5 Line: Pe0.5~1 Price:



Calista 89ML TZ NANO

Lt: 2672mm (CL:1365mm) Wt: 100g Egi: #2.5~3.5 Line: Pe0.5~1 Price:



TORZITE Fuji

NANOALLOY TECHNOLOGY
NANOALLOY® is a registered trademark of TORAY

Calista 89ML/TZ NANO

This is the well balanced model that is enable anglers to jerk various ways from vanishing wave block, rocks or high scaffolding breakwater. It have been gotten high versatility to lure squid by various way of jerking and you will be able to cast long distance with it without any stress. This will be played an active part in spring season and also fall season as well for sure. And another characteristic of it is high sensitivity to sense even structure of bottom of the sea and softness of seaweed. This is the super sensitive model which is not only to sense contact of squid but also to explore underwater world as you are searching by hands.

Calista 710M/TZ NANO

This is the Calista with high response in a short length blank which is good for the anglers who would like to jerk Egi more sharply and more aggressively than others. If you would like to give Egi effective action with less power than ever, we recommend you to choose this 710M which will give your wrist less burden thanks to blanks with Nano alloy® from TORAY. When you wish to let Egi move from light to left or up and down at your will, Calista710 which have been gotten tip section with sensitiveness and moderate firmness combined to butt section with toughness will make you satisfy for sure. Although it is short length, you will be able to cast as long distance as Calista 86M TZ Nano and it will cover various way of fishing as such as blind or sight. Of course you can use it for squid fishing from boat as well.

Calista 86M/TZ NANO

This is the standard model which is great for hard darting action. You will notice high repulsive force and high response feeling on blanks itself once you fish with it. But you will be able to jerk heavy lure very lightly with less burden on wrist of angler thanks to Nano alloy carbon material which have gotten high resiliency on blank. It will be bent from tip section to belly section when squid is hooked without any breakage of legs of it.

Calista 90M/TZ NANO

This is perfect rod to make lure fall for a long time because of its length. We have adjusted this rod to become not too stiff to jerk hard without any burden of angler's wrist. This is the excellent model to let lure fall for a long time in shallow area easily as we mentioned and you will be able to strike surely with it even when line moved slightly because of sensitive contact from spooky squid. Of course it will cover various situation such as field where you are going to need length of rod itself and enable anglers jerk lures by various ways.

Calista 710M TZ NANO

TORZITE NANOALLOY TECHNOLOGY

Lt: 2395mm (CL:1225mm) Wt: 100g Egi: #2.5~4 Line: Pe0.6~1 Price:



Calista 86M TZ NANO

TORZITE NANOALLOY TECHNOLOGY


Lt: 2575mm (CL:1325mm) Wt: 99g Egi: #2.5~4 Line: Pe0.6~1 Price:



Calista 90M TZ NANO

TORZITE NANOALLOY TECHNOLOGY


Lt: 2745mm (CL:1410mm) Wt: 104g Egi: #2.5~4 Line: Pe0.6~1 Price:



Most remarkable characteristic of Calista series is ability of cast.You can cast a long distance with less power than ever if you just bend butt section well. You might need to get use to it because blank which is consisted to NANOALLOY® will be bent and return more quickly than others.

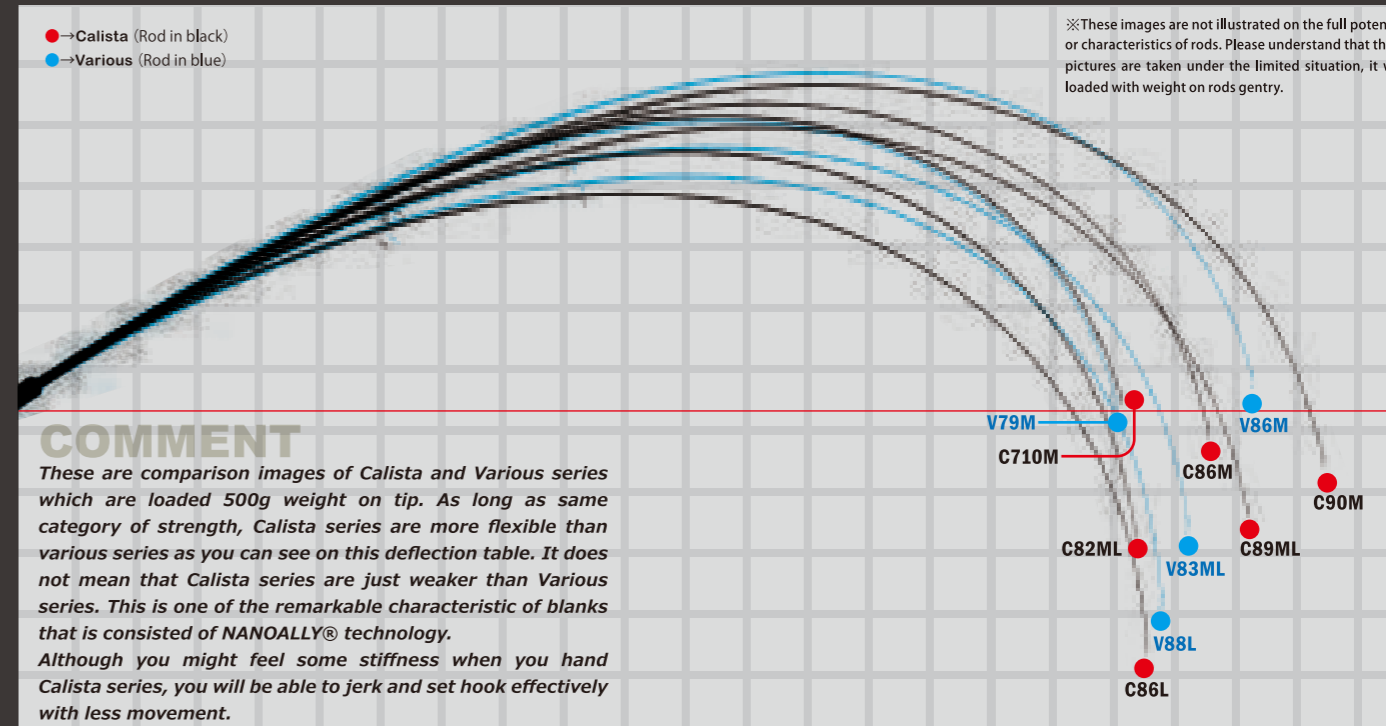


This is the image that bend curve of Calista 710M jerking EGI #3.5. Bend the whole blanks nice & smoothly...this is the remarkable characteristic of Calista series and that enable anglers to jerk EGI and land squid with less power than ever. Also thanks to that lightness of blanks, sensitiveness while jerking and fighting is increased.



Although 86M is the basic, 710M, 86L or 82ML are also recommended if you wish to sense advanced characteristic of Blanks of Calista series. Please choose one from these 6 models to adjust your style, home field, main lure, feeling and techniques.

Eging Model Bending Curve Load 500g



Various

Various / 4 Line Up / Eging

What we have thought is how can we make Various lighter and how can we improve the whole balance while remaining usability and sensitivity.

Once you hold it, we believe that you will be surprised how light it is and you will hardly get tired even keep jerking the whole day. We have aimed to fuse the potential of blanks that is easy to handle and enable you to fish aggressively all day long in high level. "Various" is the answer of yamaga blanks for egging scene which is evolving day by day.



Various 88L

This is the light model with high controllability which enables you to dart egi with repulsive forces of tip. This suits not only for huge squid, but also for small ones sighting fish in fall. The cast ability that enable light egi to cast long distance is also one of the characteristics.

Various 83ML

This is the medium light class model which enables you to move egi diverse way. Using wrist to twitch, jerking with line slack or hard darting action, you will be able to control the egi various ways without any discomfort. This is the one that is tuned blanks to pursuit balance thoroughly.

Various 79M

The noteworthy ability of 79M is overwhelming when casting for a distance. The casting distance which 79M produces won't make anglers feels that it is 7'9ft length. You will be able to dart egi bouncy at any field like deep area or where super strong currents. This is the short length in the tried-and-true style of egging rods!

Various 86M

This is the standard model of Various series. 86M has been equipped not only with sensitive tip, but also tough butt section. That is why we call this various basic. Also it has been designed to be much lighter, with more sensitive tips. In result of that, it has been a well balanced achieved.

Various 88L

Lt: 2640mm (CL:1350mm) Wt: 91g Egi: #2.5~#3.5 Line: Pe0.4~0.8 Price:



Various 83ML

Lt: 2515mm (CL:1285mm) Wt: 91g Egi: #2.5~#3.5 Line: Pe0.5~0.8 Price:



Various 79M

Lt: 2363mm (CL:1210mm) Wt: 87g Egi: #2.5~#4 Line: Pe0.6~1 Price:



Various 86M

Lt: 2592mm (CL:1325mm) Wt: 96g Egi: #2.5~#4 Line: Pe0.6~1 Price:

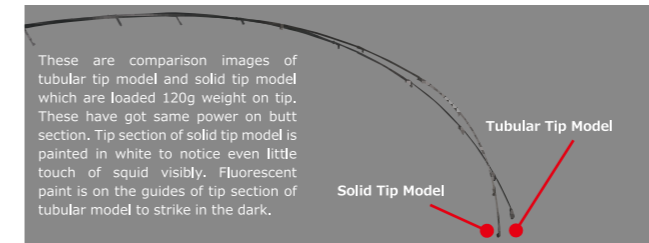


BattleWhip IKA METAL

BattelWhip IKA METAL / 4 Line Up / For Metal Eging

Finally, solid tip model is joined to BattelWhip IKA METAL series in 2017. So now we have 2 types of IKA METAL Series ... tubular tip model which have high sensitivity and solid tip model which the flexibility will cover all of the situation.

Both models are fine blanks but enough power is loaded to keep large squid under control if you hooked three of them at once. And also you will be able to use these for "Ajing Game" in deep area.



2017 New BattleWhip IKA METAL 69LS Solid Tip Model

●Spinning Model & Overhead Model

We believe that you will be able to sense the micro contact of squid. Although you can sense when squid touches squid-jig, you can see what is happening in the water while watching solid tip section. It is also recommended when you use light weight of squid-jig.

BattleWhip IKA METAL 69L Tubular Tip Model

●Spinning Model & Overhead Model

If you would like to manipulate squid-jig more manually at your own will, we recommend you to take these tubular tip models. Even if it will put a heavily loaded in the ocean where fast current running or deep water, You will be able to manipulate squid-jig easily and you can still sense the signal from squid when PE line is beveled in the water.

- Same blanks are used to both spinning and overhead model. Length of grip of overhead model is little longer to be held on your underarm easier.
- If you wish to keep feeding range at your own will, overhead model are recommended. If you try to lure squid with short cast and make squid-jig with sweeping motion.
- When you fish with heavily loaded (fast current or deepwater) or when you have high activity of squid, we recommend you to take tubular tip model. When you fish with lower loaded (slow current or shallow water) or you have low activity of squid, we recommend you to take solid tip model. Please take one of these or both to suit varying situations.

※Please note that there is no compatibility of tip section between solid tip model and tubular tip model.


2017 New BattleWhip IKA METAL 69LS-S Solid Tip Model

Lt: 2075mm (CL:1065mm) Wt: 90g Egi: ~70g Line: Pe0.4~1 Price:




2017 New BattleWhip IKA METAL 69LS-B Solid Tip Model

Lt: 2075mm (CL:1065mm) Wt: 106g Egi: ~70g Line: Pe0.4~1 Price:




BattleWhip IKA METAL 69L-S Tubular Tip Model

Lt: 2075mm (CL:1065mm) Wt: 79g Egi: ~80g Line: Pe0.4~1 Price:



BattleWhip IKA METAL 69L-B Tubular Tip Model

Lt: 2075mm (CL:1065mm) Wt: 97g Egi: ~80g Line: Pe0.4~1 Price:



※Sizes of rod a. Length from reel foot to end of grip when reel is equipped. b. whole length of grip when the food nut is tighten(will be 5mm longer when reel is equipped)



Boat Casting Kingfish / Bonito / TUNA

BlueSniper BOAT CASTING

BlueSniper Boat Casting Model / 11 Line Up

New model is joined to BlueSniper Boat Casting Series finally. Anglers who pursue big target from boat make tough demand always to adjust condition and situation of the sea.

End of 2016, BlueSniper 85/4 Canary was released to catch TUNA · KINGFISH under tough and heavy situation.

Although it was not easy to design the rod that will be able to keep these two different type of fish at fight without any compromise, we have formed it with knowledges and techniques that has been accumulated over a long period of time.

Total 11 choices of BlueSniper Boat Casting model are at the moment. Blanks of these will take you to beyond the limit. We believe that you will be able to feel the faith that we are pursuing to build fishing rod when you hooked up huge one with BlueSniper for sure.



※This image of 85/4 Canary is prototype



TUNA Kingfish

Special Tunes BlueSniper Boat-Casting

Special Tuned Model

New BlueSniper 85/4 Canary

This is multiple and lighter model of Blacky series. As you can notice from "Canary" the name of 85/4, when you aim canary-colored fish as such as yellow fin tuna or king fish, it will be the perfect partner of you. Although we could cast around 100m distance on proto test (PE4 / 70g of lure) we have also achieved enough distance to aim large fish with small lure such as less than 30g. Even if you are in limited space such as casting from small boat, you will be able to cast lure into a spot of feeding fish at a distance with high accuracy. When you do not want fish to run as it likes, powerful butt section will help you to stop the sudden run of lively fish and to pull it to surface quicker than you thought. It has full of versatility with our techniques of design, without any compromises.

BlueSniper 81/6 Blacky

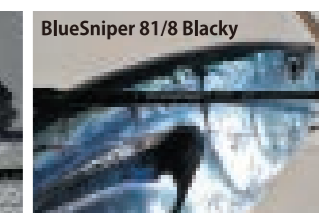
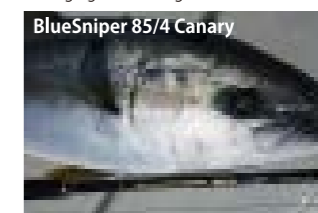
This is primarily a light tuna rod that enable to cast smaller lures which closely mimics actual baitfish. You can cast a small lure weighing 30gm but it also has enough power to wrestle a tuna around 50kg. The same performance as currently blacky series, it has been designed to be bent nicely, and will correspond with the sudden run of big tuna, and to reduce the burden of anglers.

BlueSniper 81/8 Blacky

This has been designed as a versatile tuna rod which can cast not only small lures matching the size of sardines but also medium lures size of Dorado or baby yellow tail. Although the belly section will be bent and enable you to hold it with 70° of angle, it will still has enough power to pull up a tuna to the surface.

BlueSniper 81/10 Blacky

Rated at #10 for power, this rod targets big tunas around 100kg. The blank has more power than the 81/8 to enable casting lures up to 160gm. Like the Blacky series, it bends nicely when loaded to endure the violent runs of tunas. 4ways carbon material are used on the butt section to reduce twisting of the blanks and adding another advantage during fights with big tunas.



New BlueSniper 85/4 Canary (TUNA & BlueRunner Model)

Lt: 2570mm (CL:1860mm) Wt: 339g Lure: 25~100g Line: Pe3~5 DragMax: 8kg /45° Price: Target: TUNA up to 40kg / Blue-runner / Lure: Plug



BlueSniper 81/6 Blacky (TUNA Model)

Lt: 2480mm (CL:1775mm) Wt: 378g Lure: 30~110g Line: Pe4~6 DragMax: 13kg /45° Price: Target: TUNA up to 50kg/ Lure: Plug



BlueSniper 81/8 Blacky (TUNA Model)

Lt: 2480mm (CL:1775mm) Wt: 387g Lure: 45~120g Line: Pe6~8 DragMax: 15kg /45° Price: Target: TUNA up to 70kg/ Lure: Plug



BlueSniper 81/10 Blacky (TUNA Model)

Lt: 2480mm (CL:1775mm) Wt: 399g Lure: 50~130g Line: Pe8~10 DragMax: 17kg /45° Price: Target: TUNA up to 100kg/ Lure: Plug



Sizes of rod a. Length from reel foot to end of grip when reel is equipped. b. Whole length of grip.



BlueSniper Boat-Casting

BlueSniper 81/2

This model will enable anglers to use lures not previously capable on its predecessor, such as small sardine or 15cm size bait. The flexible tip allows usage on small lures and can still handle fishes up to 10kg. Based on much wider range of lure capacity than previous series, you will be able to match the bait more than ever.

BlueSniper 70/2

This is the short length model with high maneuverability. This is the one that will do great job, whereby the situations that needs you to cast from limited space, such as small boat. The flexible tip enable anglers to cast lures around 15g in rhythmically and landing fish smoothly because of its length.

BlueSniper 79/3

A technical rod by definition, this rod has incredible lure manipulation with a good casting feel. This has a tip section of a class 3 power but a class 4 power butt section. This combination has been very popular since inception in 2014. It has enough power to fight a blue fin tuna up to 20kg or a 10kg blue runner. During testing, we have caught a 40kg blue fin tuna. The potential of this rod is simply beyond imagination.

BlueSniper 75/4

This is the short length model with good casting performance. Anglers will be able to cast lures up to 80g with less force. And we believe that it will be helpful when such a situation where you need to cast from a limited space arise, such as small boat.

BlueSniper 82/4

This rod has a greater range of lures from 30gm to 110gm. When loaded, it bends nicely enabling anglers to land the fish easily. Just like the 79/3 it also performs well as a standard rod for king fish or yellowtail.

BlueSniper 80/5

80/5 has been designed as versatile model to make action of lure importance, when there is tough situation, it handles diving pencil or poppers up to 100gm. The stiffer belly section makes it an effective rod against king fish or trevally.

BlueSniper 82/6

The most powerful model of the Blue Sniper series. it can handle a huge king fish and small GT. We have redesigned the whole rod to handle a greater lifting power but at the same time improving control of lures such as diving pencils. This is the one which enable anglers to lure fish technically, also to keep fish under control and land speedy when they fight.

BlueSniper 81/2

Lt: **2480mm (CL:1830mm)** Wt: **233g** Lure: **15~50g** Line: **Pe2~3** DragMax: **4kg /45°** Price:


Target: Bonito · Migratory fish less than 10kg · Blue-runner / Lure: Plug



BlueSniper 70/2

Lt: **2140mm (CL:1550mm)** Wt: **220g** Lure: **20~60g** Line: **Pe2~3** DragMax: **4kg /45°** Price:

Target: Bonito · Migratory fish less than 10kg · Blue-runner / Lure: Plug



BlueSniper 79/3

Lt: **2365mm (CL:1740mm)** Wt: **263g** Lure: **30~70g** Line: **Pe2~4** DragMax: **5kg /45°** Price:

Target: Migratory fish less than 15kg · Blue-runner · Trevally · TUNA / Lure: Plug



BlueSniper 75/4

Lt: **2260mm (CL:1670mm)** Wt: **279g** Lure: **30~100g** Line: **Pe3~4** DragMax: **7kg /45°** Price:

Target: Migratory fish less than 15kg · Blue-runner · Trevally · TUNA / Lure: Plug (Popper up to 70g)



BlueSniper 82/4

Lt: **2520mm (CL:1840mm)** Wt: **310g** Lure: **30~110g** Line: **Pe4~5** DragMax: **8kg /45°** Price:


Target: Migratory fish less than 20kg · Blue-runner · Trevally · TUNA / Lure: Plug



BlueSniper 80/5

Lt: **2440mm (CL:1795mm)** Wt: **333g** Lure: **40~120g** Line: **Pe5~6** DragMax: **10kg /45°** Price:


Target: Migratory fish less than 20kg · Blue-runner · Trevally · TUNA / Lure: Plug (Popper up to 100g)



BlueSniper 82/6

Lt: **2505mm (CL:1820mm)** Wt: **346g** Lure: **50~130g** Line: **Pe5~6** DragMax: **12kg /45°** Price:

Target: Migratory fish less than 25kg · Blue-runner · Small sized GT · TUNA / Lure: Plug



Sizes of rod a. Length from reel foot to end of grip when reel is equipped. b. Whole length of grip.



BLUE REEF

BLUEREEF / 4 Line Up / For GT Game

GT game... Although GT bite lure aggressively and fight extremely hard, you will be required to manipulate lure as carefully and delicately as possible to get result.

Of course, rod for GT is required versatility to be adjusted various lures which has been segmetalized to catch selective fish. We have tested these 3 models at tough fields such as southern islands of Japan over and over to shape our ideal of GT rod. Lightness to cast all day long, usability to respond anglers will, toughness and torque to keep initiative ... reconcile these conflicting elements. We dedicate these series to anglers who are pursuing and aiming GT seriously.

2017 New BlueReef 80/8 Dual

This is new model for BLUEREEF series which is named 80/8Dual. This have been designed to be little lighter than 711/10Dual to enable anglers to use light line to cast long distance and to manipulate lure more delicately. You will be noticed some characteristics when you used pencil bait especially and once you hooked huge GT up, you must feel massive power from butt section for sure. You will be surprised that ability of cast and force of restitution which is hidden in blank of 80/8Dual thanks to technology of NANOALLOY® from TORAY. Which means that burden of anglers should be reduced scenically.

2017 New BlueReef 80/8 Dual

Lt: **2495mm (CL:1785mm)** Wt: **400g** (※Proto Model) Lure: **Max160g** Line: **Max Pe8** DragMax: **13kg /45°** Price:

Trget: GT・Yellow Fin Tuna・Large king fish/ Lure:Stick Bait・Popper with small cup face



BlueReef 711/8 StickBait

Lt: **2470mm (CL:1765mm)** Wt: **395g** Lure: **Max 160g** Line: **Max Pe8** DragMax: **13kg /45°** Price:

Trget: GT・Large king fish・Yellow Fin Tuna/ Lure:Stick Bait



BlueReef 711/10 Dual

Lt: **2470mm (CL:1765mm)** Wt: **400g** Lure: **Max 200g** Line: **Max Pe10** DragMax: **15kg /45°** Price:

Trget: GT・Yellow Fin Tuna/ Lure:Stick Bait・Popper with small cup face



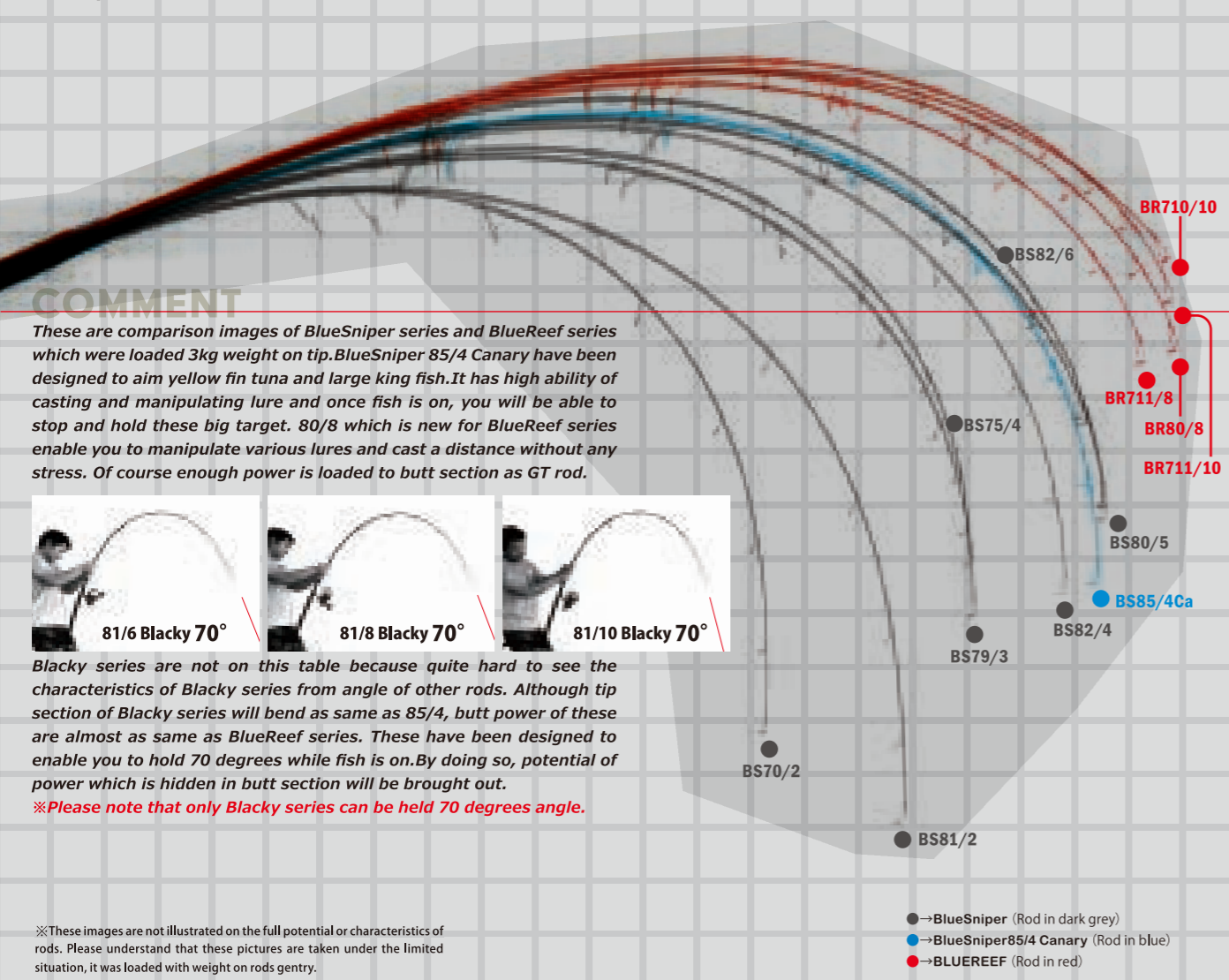
BlueReef 710/10 Chugger

Lt: **2415mm (CL:1705mm)** Wt: **390g** Lure: **Max 220g** Line: **Max Pe10** DragMax: **15kg /45°** Price:

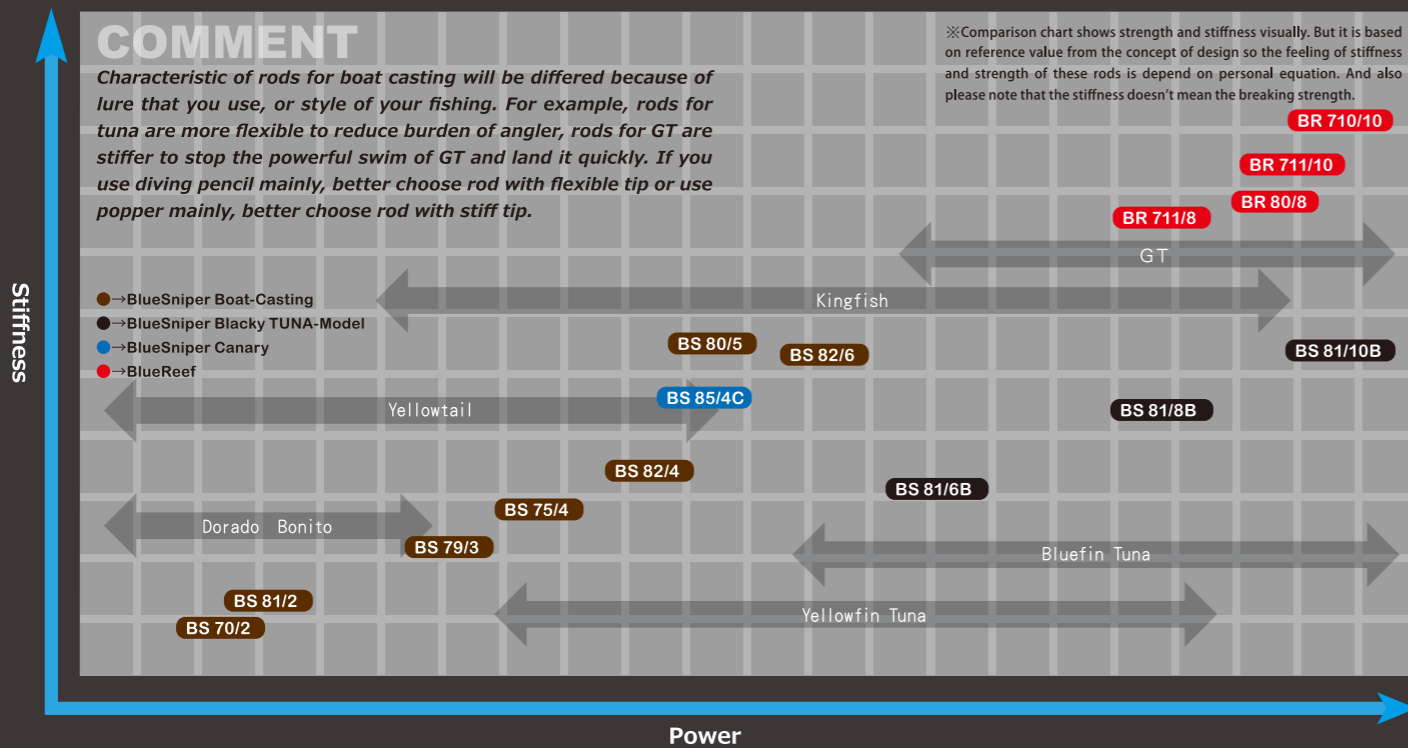
Trget: GT Yellow Fin Tuna / Lure:Popper・Large Stick Bait



BlueSniper / BLUEREEF



Boat-Casting Model Comparison Table





Galahad

Galahad / For jigging

Our jigging rod series “Galahad” which cover all of situation that you are going to face thanks to potentials of carbon blanks of this models.

You can jerk jig with less power than before and it will bend nicely to reduce burden of angler when fish is on. Which means that anglers will never lose their initiative while fighting with even larger target than you thought.

We have standard jigging models, slow-pitch jigging model, 2pcs model for expedition and special tuned rod for electrical powered reel (EPR) to suit varying situation of jigging scene. When it bent more, more power is going to be loaded to blank. This is what we think how the rod for jigging supposed to be.

2017 New model Galahad 電 for Electrically Powered Reel

3 Line Up

Since 2015, we have receive a lot of compliment from anglers who are aiming yellow tail in Japan Sea or king fish around Kyusyu Island with Galahad 62/4 for Electrically Powered Reel(EPR). And year 2017, 633 as light type and 586 as power type will be joining the category of Galahad for EPR. Flexibility of tip section and toughness of but section as known as significant characteristic of Galahad EPR enable angler fish anywhere you have selected. Once you have tried Galahad for EPR, we believe that you will never be disappointed for sure.

2017 New Galahad 633B電(for Electrically Powered Reel)

If you are going to aim at small sized Blue Runner with PE 3, this 633 would be a perfect choice. Even though automatic reeling at constant speed, flexibility of tip and berry section will help you to Jerk jig comfortably and set hook on with less failure. It will bend very much when fish is on, but you can fight with fun without any worry. You will be surprised that potential which is hidden inside blank of 633 for sure.

2017 New Galahad 586B電(for Electrically Powered Reel)

If you are going to aim king fish or yellow tail over 10kg we recommend you to choose this monster hunter. You can give action to jig around 300g in 100m depth of the sea effectively, even though you fish at field where tidal current running rapidly. It is going to help you to jerk heavy jig without any burden or stress and to fight with big fish with huge advantage thanks to its flexibility, toughness, and versatility. Fulcrum point is going to move to butt section when you fight smoothly and you will not lose sensitiveness to sense the movement of fish in the water even while reeling. It is not just stiff rod, you can use it feel like your arm for sure.

Galahad 624B電(for Electrically Powered Reel)

This is standard jigging rod for EPR to aim bluerunner around 5kg. You can be reeling with any speed thanks to nice and flexible tip section, then you can give the action to jig at your own will. If you hooked bluerunner more than 10kg, you do not have to worry about anything! It will enable you keep it under control without being anxious. We believe that may be allowed to call almighty jigging rod for EPR and we want anglers all over the world to fish with it.

※Suitable electrical powered reel

We suggest suitable EPR on this catalog according to capacity of line, power and balance of weight between reel and rod. Of course, you can use reel other than that we suggested on this catalog, it depend on your target which you aim on the depth of water where you fish at. So please check the maximal value of lure weight, line weight and Drag weight as a guide for selecting the best reel for yourself. You can also fish with standard type of overhead reel.

2017 New Galahad 633B 電 (for Electrically Powered Reel)

Lt: **1925mm** Wt: **205g** (Proto) Lure: **~150g** Line: **MAX Pe3** DragMax: **4kg** Price:



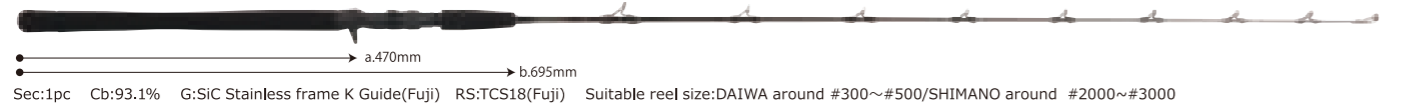
2017 New Galahad 586B 電 (for Electrically Powered Reel)

Lt: **1740mm** Wt: **242g** (Proto) Lure: **~350g** Line: **Max Pe6** DragMax: **10kg** Price:



Galahad 624B 電 (for Electrically Powered Reel)

Lt: **1905mm** Wt: **199g** Lure: **~250g** Line: **Max Pe5** DragMax: **6.5kg** Price:



Galahad 6 Line Up

Galahad series are now more sensitive and more powerful with greater strength. The blanks have been redesigned to sense the subtle changes in current. The butt section is also redesigned to accommodate more loading power

The blanks have become lighter, thinner and easier to work when jerking jigs. This is in contrast to the old days where the angler has work the jigs furiously. The short slim blank of the Galahad is ever ready to hook up a big one and will withstand more than expected.

Galahad 622S (Spinning Model)


This flexible but tough blank can handle jigs up to 90gm. It is ideal for small yellow tail or king fish around 1kg – 2kg. It can also handle the occasional fish around 3kg – 4kg. We believe that it is going to be excited jigging game with it.

Galahad 613S (Spinning Model)

This is the all-round model to target yellow tail or king fish around 3kg – 8kg along the shore line. The sensitive blank can sense changes in current and handles jigs well using various methods. The tip to belly section bends nicely and distributes the load to fight a big one.

Galahad 622S (Spinning-Model)

Lt: **1887mm** Wt: **189g** Jig: **30~90g** Line: **~Pe2** DragMax: **3kg** Price:



Galahad 613S (Spinning-Model)

Lt: **1860mm** Wt: **202g** Jig: **50~120g** Line: **~Pe3** DragMax: **4kg** Price:



Galahad 595S (Spinning-Model)

Lt: **1788mm** Wt: **203g** Jig: **70~180g** Line: **~Pe4** DragMax: **6kg** Price:



Galahad 587S (Spinning-Model)

Lt: **1733mm** Wt: **261g** Jig: **100~250g** Line: **~Pe5** DragMax: **8kg** Price:



Galahad 612B (Bait-Model)

Lt: **1866mm** Wt: **181g** Jig: **30~90g** Line: **~Pe2** DragMax: **3kg** Price:



Galahad 604B (Bait-Model)

Lt: **1836mm** Wt: **192g** Jig: **60~150g** Line: **~Pe4** DragMax: **5kg** Price:



Sizes of rod a. Length from reel foot to end of grip. (From trigger to end of grip in the case of overhead model) b. Whole length of grip. (It will be 10mm longer when down lock on front was closed in the case of overhead model)

Galahad Basic

Galahad Basic Series 5 Line Up

Our Galahad series are one-piece rod designed for high sensitivity combined with strength. This series suits both beginners and experts with its slim profile and medium elasticity. The design of the rods are between 5.8 ft to 6.3ft in length. This covers the entire range of motion and with its light weight, it is easy to use the whole day long. Fighting a fish is made easier with good control over head shakes and runs.



Galahad 62/4 (Spinning Model)

This model has been designed for not only one pitch jerking, but also for slow jerk combination or else. Especially, it has gotten the ability to make fish bite, and when you feel the weight of jigs on the belly section, with natural movement of jigs, which 62/4 could provides. Although you might be surprized new light it is, it has got butt power that you can feel the safety when you fight with kingfish or yellowtail of up to 5kg.

Galahad 61/6 (Spinning Model)

This is the powerful version of 62/4. Compared to 62/4, 61/6 has been added to strengthen the tip and belly section to improve the operational feelings of the heavy jigs. The butt section has been enhanced to keep kingfish or yellowtail under 10kg and be controllable. This is the regular taper for every anglers with high versatility, which means it's not only for coastal jigging games, but also good for expedition games.

Galahad 59/7 (Spinning Model)

Compared to 61/6, the blank from the belly to butt section has been enhanced. This has been designed for kingfish and yellowtail of over 10kg at the field, where the current running faster on the deep area. This has been designed to be bent to catch the bigger fish. It will be bent nicely and reduced burden of anglers when anglers are on a big fight.

Galahad 52/10 (Spinning Model)

This deep jigging model was created to target large kingfish or dogtooth tuna. Using jigs of 300gm and fishing at depths over 150m, the tip has moderate flex to counter water resistance on jigs and will sustain the hook up of a big fish.

Galahad 52/10 (Overhead Model)

This is the overhead model which is basically the same blank as spinning model. It will enable anglers sense the current changes in land form and the bottom of the sea easily, and possibly Manipulate jigs at your own will. It's the same as spinning model, with flexible tip and butt section of it will save energy of the anglers.

Galahad Slow

Galahad Slow pitch Series 5 Line Up

A rod that is stiff or soft is of no use if it's unable to perform to its design. Slow pitch rods require a certain 'taut' and flexibility in order to work the jig and makes it drop as intended. For these, the Galahad series have been carefully designed with our cutting edge technology so as to prevent loss of momentum and rhythm when working on the jigs.



Galahad 63/1 Slow (Overhead Model)

This rod was created to fish your local waters in depths of 30m – 60m. The design has great balance between flexibility and stiffness. Anglers will be able to maintain the much needed rhythm regardless of which technique being used. The rod works well with 80gm jigs.

Galahad 63/2 Slow (Overhead Model)

The ideal jig weight to use is around 120gm with depths ranging between 50m – 80m. The section from the tip to the belly will assist in maintaining a steady tempo, bringing 'life' to the jigs. This may be considered the center model for anglers who prefer to fish in a shallow water.

Galahad 63/3 Slow (Overhead Model)

This model will perform best when deep areas have opposing currents which require heavier jigs. An ideal jig weight is around 160gm while a lighter jig can still be used should the angler choose to work it more aggressively. We are confident you will enjoy using this rod and it will become part of your body for sure!

Galahad 62/3 Slow (Overhead Model)

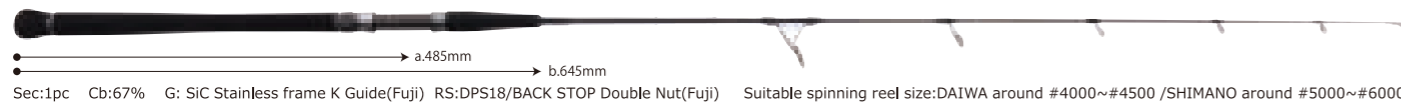
To improve the initial response of your action, we have shortened this rod compared to the rest of the 63 models. The characteristics of the blank makes it easy for even a novice to master the slow pitch jigging technique.

Galahad 62/4 Slow (Overhead Model)

This is another slow pitch rod for anglers who fish with heavy jigs over 200m depth and yet still have the brute strength to lift a monstrous fish up to surface.

Galahad 62/4 (Spinning-Model)

Lt: **1890mm** Wt: **188g** Jig: **~180g** Line: **~Pe3** DragMax: **5kg** Price:



Galahad 61/6 (Spinning-Model)

Lt: **1860mm** Wt: **200g** Jig: **~220g** Line: **~Pe4** DragMax: **6.5kg** Price:



Galahad 59/7 (Spinning-Model)

Lt: **1785mm** Wt: **205g** Jig: **~250g** Line: **~Pe5** DragMax: **8kg** Price:




Galahad 52/10 (Spinning-Model)

Lt: **1580mm** Wt: **290g** Jig: **~300g** Line: **~Pe6** DragMax: **12kg** Price:



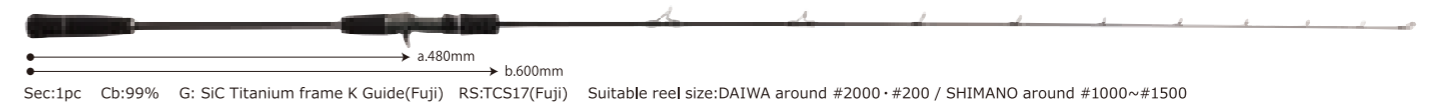
Galahad 52/10 (Overhead-Model)

Lt: **1580mm** Wt: **290g** Jig: **~300g** Line: **~Pe6** DragMax: **12kg** Price:



Galahad 63/1 Slow (Overhead-Model)

Lt: **1930mm** Wt: **127g** Jig: **ComfortWeight 80g** Line: **~Pe1** DragMax: **1.5kg** Price:




Galahad 63/2 Slow (Overhead-Model)

Lt: **1930mm** Wt: **134g** Jig: **ComfortWeight 120g** Line: **~Pe1.5** DragMax: **2kg** Price:



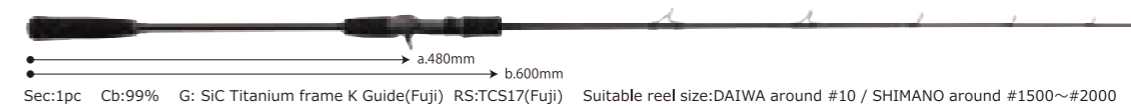
Galahad 63/3 Slow (Overhead-Model)

Lt: **1930mm** Wt: **141g** Jig: **ComfortWeight 160g** Line: **~Pe2** DragMax: **2.5kg** Price:



Galahad 62/3 Slow (Overhead-Model)

Lt: **1910mm** Wt: **148g** Jig: **ComfortWeight 200g** Line: **~Pe2** DragMax: **2.5kg** Price:



Galahad 62/4 Slow (Overhead-Model)

Lt: **1910mm** Wt: **151g** Jig: **ComfortWeight 250g** Line: **~Pe2.5** DragMax: **3kg** Price:





Galahad TRAVEX

Galahad TRAVEX Series(Grip-Joint) · 4 Line Up

We created this grip-joint rod to handle powerful and sharp jerks in strong currents. The blank of the Galahad Travex is stiffer compared to the one piece Galahad. With this added stiffness, you will be able to respond faster to the twitch of the jigs. Both slow pitch to high pitch jerking are suitable. The Travex series are butt joint and thus makes travelling easier especially on international flights. This is one rod you can count on for your overseas trip.

※We have adopted a tapered grip to improved reliability. Please ensure the joints are properly.



Galahad 59/4 TRAVEX (Spinning Model)

It handles jigs up to 150gm with 60gm being the ideal weight. This light jigging rod works well for depths of 20m-100m targeting fish up to 3kg. Although, the blank will bend once the fish is on, there is sufficient power concealed in the blank.

Galahad 59/6 TRAVEX (Spinning Model)

This is a medium class rod for depths around 100m targeting fish around 10kg. We recommend this rod for those who prefer a light balanced rod, to enjoy a challenge with the fish. The contradictory features of the rods light feeling and unbelievable butt power is also a great attraction.

Galahad 59/8 TRAVEX (Spinning Model)

For yellowtails above 10kg, this rod handles jigs of 200gm-270gm in depths of 70m-150m. It has a stiffer butt section compared to the one piece Galahad. The softer tip improves jig control. The butt section is similar to the 5210. We have finished it as a technical rod which you will be able to enjoy the variable actions of jigs like slide, short pitch or else.

Galahad 58/10 TRAVEX (Spinning Model)

This rod is the most powerful in the whole of our Yamaga Blanks jigging series. Yellow tails lurking below depths of 200m are no match for it. We conducted test at New Zealand, the haven for king fish and successfully landed a 30+kg without stressing the angler and once again proving the high reliability of our rods. This rod performs so well that you will quickly forget its butt jointed.

Galahad 59/4 TRAVEX

Lt: 1760mm (CL:1130mm) Wt: 201g Jig: ~150g Line: ~Pe3 DragMax: 6kg Price:



Sec:2pcs (Grip-Joint) Cb:87% G:SiC Stainless frame K Guide(Fuji) RS:DPS18/BACK STOP Double Nut(Fuji) Suitable spinning reel size:DAIWA around #4000~#4500 / SHIMANO around #5000~#6000

Galahad 59/6 TRAVEX

Lt: 1760mm (CL:1130mm) Wt: 204g Jig: ~210g Line: ~Pe4 DragMax: 8kg Price:



Sec:2pcs (Grip-Joint) Cb:89% G:SiC Stainless frame K Guide(Fuji) RS:DPS18/BACK STOP Double Nut(Fuji) Suitable spinning reel size:DAIWA around #4000~#4500 / SHIMANO #6000~#8000

Galahad 59/8 TRAVEX

Lt: 1760mm (CL:1130mm) Wt: 286g Jig: ~270g Line: ~Pe5 DragMax: 10kg Price:



Sec:2pcs (Grip-Joint) Cb:89% G:SiC Ocean Guide & Stainless frame K Guide(Fuji) RS:DPS20/BACK STOP Double Nut(Fuji) Suitable spinning reel size:DAIWA around #4500~#5000 / SHIMANO around #8000~#10000

Galahad 58/10 TRAVEX

Lt: 1720mm (CL:1090mm) Wt: 303g Jig: ~320g Line: ~Pe6 DragMax: 12kg Price:

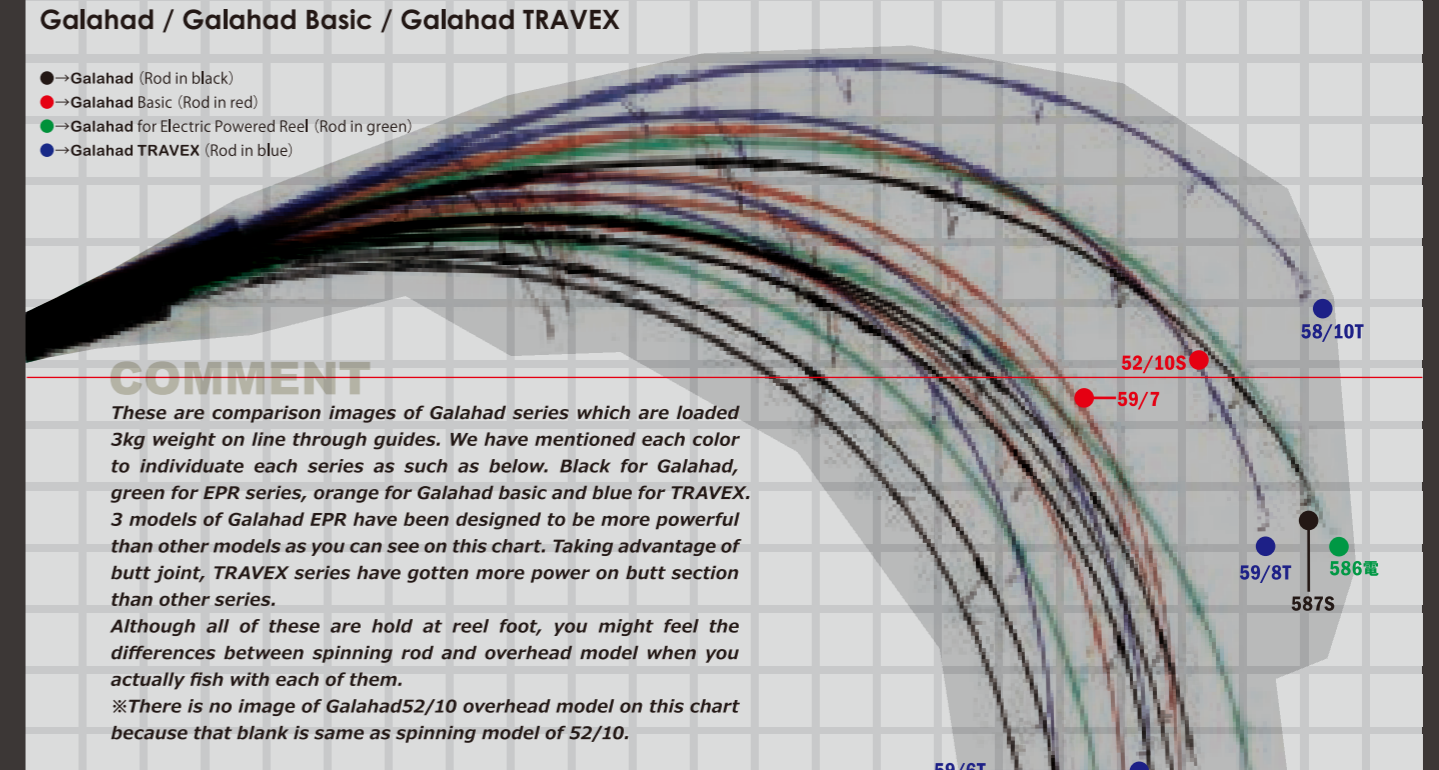


Sec:2pcs (Grip-Joint) Cb:90% G:SiC Ocean Guide (Fuji) RS:DPS20/BACK STOP Double Nut(Fuji) Suitable spinning reel size:DAIWA around #5000~#6000 / SHIMANO #10000~#20000

Jigging Model Bending Curve Load 3kg

Galahad / Galahad Basic / Galahad TRAVEX

- Galahad (Rod in black)
- Galahad Basic (Rod in red)
- Galahad for Electric Powered Reel (Rod in green)
- Galahad TRAVEX (Rod in blue)



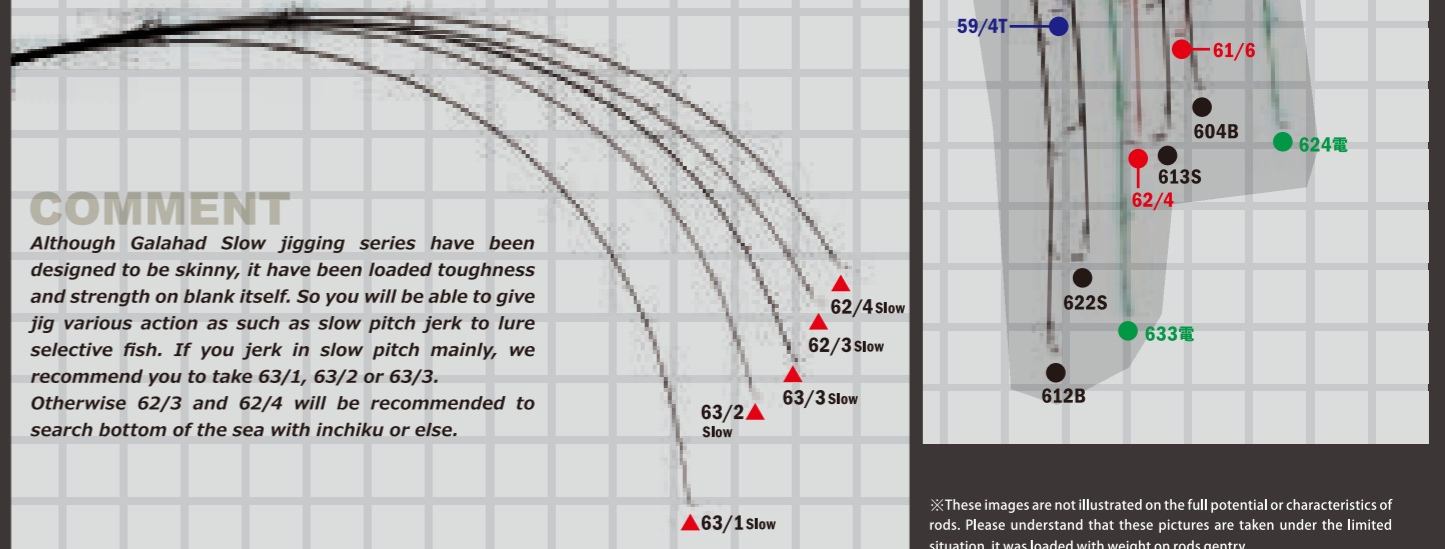
COMMENT

These are comparison images of Galahad series which are loaded 3kg weight on line through guides. We have mentioned each color to individuate each series as such as below. Black for Galahad, green for EPR series, orange for Galahad basic and blue for TRAVEX. 3 models of Galahad EPR have been designed to be more powerful than other models as you can see on this chart. Taking advantage of butt joint, TRAVEX series have gotten more power on butt section than other series.

Although all of these are hold at reel foot, you might feel the differences between spinning rod and overhead model when you actually fish with each of them.

※There is no image of Galahad52/10 overhead model on this chart because that blank is same as spinning model of 52/10.

Galahad Slow (Load1kg)



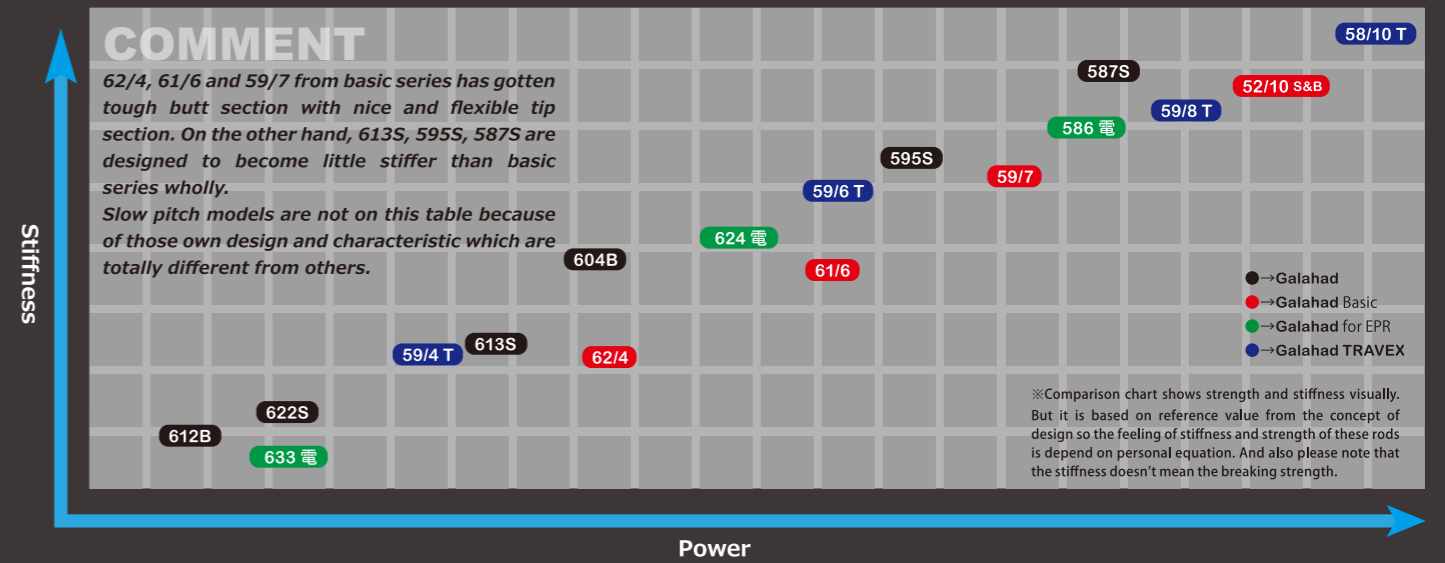
COMMENT

Although Galahad Slow jigging series have been designed to be skinny, it have been loaded toughness and strength on blank itself. So you will be able to give jig various action as such as slow pitch jerk to lure selective fish. If you jerk in slow pitch mainly, we recommend you to take 63/1, 63/2 or 63/3.

Otherwise 62/3 and 62/4 will be recommended to search bottom of the sea with inchiku or else.

※These images are not illustrated on the full potential or characteristics of rods. Please understand that these pictures are taken under the limited situation, it was loaded with weight on rods gentry.

Jigging Model Comparison Table



COMMENT

62/4, 61/6 and 59/7 from basic series has gotten tough butt section with nice and flexible tip section. On the other hand, 613S, 595S, 587S are designed to become little stiffer than basic series wholly.

Slow pitch models are not on this table because of those own design and characteristic which are totally different from others.

※Comparison chart shows strength and stiffness visually. But it is based on reference value from the concept of design so the feeling of stiffness and strength of these rods is depend on personal equation. And also please note that the stiffness doesn't mean the breaking strength.

Light Jigging

Taijigging & Tairubber & Sabel

SeaWalk

SeaWalk / For Light Jigging

SeaWalk Light jigging rod series are designed specially to be fished with extra fine line as such as around PE1. We have now Tai jigging and Tai rubber model to aim red sea bream or light jigging rod to aim Hair Tail as lineup of SeaWalk series. You can give the natural movement to jig and set hook on without any failure thanks to the blank which have potential of torque and power to lift monster fish up to surface smoothly. We can proudly say that these are what YAMAGA Blanks supposed to be.

SeaWalk Taijigging

SeaWalk Taijigging / 4 Line Up

SeaWalk Taijigging models are designed to give the natural movement to jig enable anglers to set hook selectively and spooky red sea bream and with less failure. 75L which is good to be used with fine line when fish is low active and 63M which have gotten huge power on blank for deep water or fast current are added to series of Taijigging to cover various situation and target.

2017 New SeaWalk Taijigging SWTJ-75L NANO

If you are struggling with selective monster, or when you fish at shallow area less than 50m depth, this light jigging model will be your perfect buddy for sure. Blanks of this fine rod that is consisting of Nano alloy technology of TORAY also allows you to use fine line and light jig and you will be able to keep monster snapper under control without being pulled line out from spool. Although around 40g jigs and PE 0.6~0.8 will be recommended, you can choose finer line such as PE0.4(8lb fluorocarbon leader) to aim monster snapper which might be there.

2017 New SeaWalk Taijigging SWTJ-63M

When you want to catch giant snapper, you will be required to fish at area that are deep and fast current usually. This is for you to pull big snapper out from deep and capture the tough situation like that. This shortest rod in this series enables you to use 150g maximum without losing manipulation performance. Nice & sensitive tip section will set hook on the mouth of snapper, tough and powerful belly and butt section will keep monster snapper under control and pull it up to surface quickly. It is absolutely perfect rod for anglers who wish to have a one on one battle with giant snapper. (Able to aim Trevally, Blue runner or Rock fish up to 5kg)

SeaWalk Taijigging SWTJ-611ML

This is the basic model of SeaWalk Tai Jigging series. This is good to be used with jig weight 40g~120g which is basic weight for Red Sea Bream jigging. You will be able to wind jig comfortably and set the hook easily. The potential of this 611ML will come out when you use it on spawning season in spring, fish at deep areas such as 50m depth of the sea or where the rapid current. We think this is the one for anglers no matter if you're a beginner or expert.


SeaWalk Taijigging SWTJ-75ML

This is of course good for not only generalized wind fishing but also good for pursuing the potential of jigging game of Red sea bream. This is good to be fishing with jig weight 20g~100g and you will be able to do long lift & fall taking advantage of its length. This have been loaded high versatility to cover various ways of fish, to cover seasons from early summer to late fall and to cover shallower than 30m depth of the sea to catch red sea bream.



2017 New SeaWalk Taijigging SWTJ-75L NANO

Lt: 2280mm (CL:1800mm) Wt: 127g Jig: 10~80g Line: Pe0.4~1 Price:



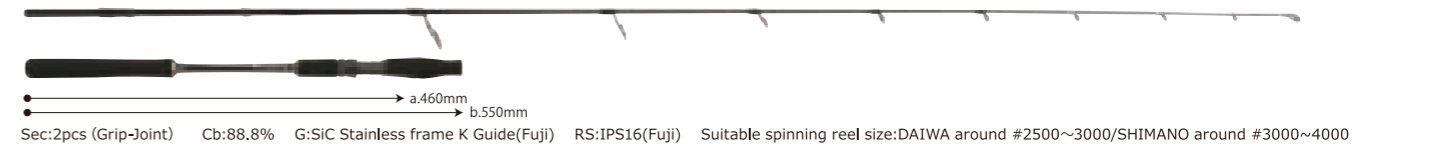
2017 New SeaWalk Taijigging SWTJ-63M

Lt: 1910mm Wt: 127g Jig: 60~150g Line: Pe1~2 Price:



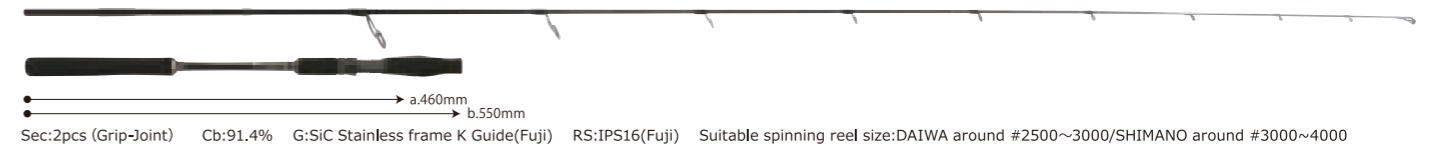
SeaWalk Taijigging SWTJ-611ML

Lt: 2130mm (CL:1650mm) Wt: 125g Jig: 40~120g Line: Pe0.8~1.5 Price:



SeaWalk Taijigging SWTJ-75ML

Lt: 2280mm (CL:1800mm) Wt: 129g Jig: 20~100g Line: Pe0.6~1.5 Price:



※Size of rod a.Length from reel foot to end of grip when reel is equipped. b.Whole length of grip. ※NANOALLOY® is a registered trademark of TORAY

SeaWalk Tairubber

SeaWalk Tairubber / 5 Line Up

You can sense the current of the sea or fish moving around your lure as if you are really touching it by your own hands. Thanks to that factor, you can keep concentrate on and you will be able to set hook on surely. When it is bent and bent, more power will be loaded to fine blank of Tai rubber series.

SeaWalk Tairubber SWT-65UL

The softest tip of the series belongs to this model, yet the belly to butt section holds decent power against any snapper. Both vertical or drift jigging can be used. When faced with rough seas this 6ft 5in length rod won't get in your way.



SeaWalk Tairubber SWT-61L

This basic model is equipped with a highly sensitive blank and a soft tip that will not spook the fish during a bite. The responsive action of the butt ensures proper hook-up on the tough part of the snapper's mouth.

SeaWalk Tairubber SWT-60ML

Unlike other super stiff rods in the market, the butt section of this rod will follow through the unexpected thrashing of the fish thus reducing bust off and hook failure. Anglers can confidently battle a snapper over 80cm.

SeaWalk Tairubber SWT-68L

This is the utility model to cover waters from coastal to open sea. You will be able to set the hook on easily without putting any stress on fish because of its tip section which have been loaded exquisite flexibility. Belly and butt section have been designed to be tenacious so that it will cover not only small one in shallow area but also trophy fish in deep area. Tip to belly section will be bent nicely so that it have been achieved wide range of capacity of lure weight.

SeaWalk Tairubber SWT-68ML

This have been loaded more power on section from belly to butt than 68L while taking over sensitive tip section of 68L. Anglers will be able to sense the small contact of fish or slightly changes of current even when you fish on the water where rapid current or tough and deep area where have to be used lure more than 100g because of its ability of high response on the blank. It have been loaded huge power on butt section to lift fish with less power than ever even if it is big fish such as 80cm or bigger.

※68L and 68ML can be equipped Electrically powerd reels.

SeaWalk Tairubber swt-65UL

Lt: 1950mm Wt: 119g Lure: ~80g Line: ~Pe0.8 Price:



Sec:1pc Cb:82% G:SiC Stainless frame K Guide(Fuji) RS:TCS16(Fuji) Suitable spinning reel size:DAIWA around #100~200/SHIMANO around #100~200

SeaWalk Tairubber swt-61L

Lt: 1850mm Wt: 125g Lure: ~80g Line: ~Pe1 Price:



Sec:1pc Cb:82% G:SiC Stainless frame K Guide(Fuji) RS:TCS16(Fuji) Suitable spinning reel size:DAIWA around #100~200/SHIMANO around #100~200

SeaWalk Tairubber swt-60ML

Lt: 1825mm Wt: 127g Lure: ~100g Line: ~Pe1.2 Price:



Sec:1pc Cb:82% G:SiC Stainless frame K Guide(Fuji) RS:TCS16(Fuji) Suitable spinning reel size:DAIWA around #100~200/SHIMANO around #100~200

SeaWalk Tairubber swt-68L

Lt: 2070mm (CL:1610mm) Wt: 163g Lure: ~100g Line: Max Pe1.2号 Price:



Sec:2pcs (Grip-Joint) Cb:81.2% G:SiC Stainless frame K Guide(Fuji) RS:TCS16(Fuji) Suitable spinning reel size:DAIWA around #100~200/SHIMANO around #100~200

SeaWalk Tairubber swt-68ML

Lt: 2070mm (CL:1610mm) Wt: 167g Lure: ~150g Line: Max Pe1.5 Price:



Sec:2pcs (Grip-Joint) Cb:89.1% G:SiC Stainless frame K Guide(Fuji) RS:TCS16(Fuji) Suitable spinning reel size:DAIWA around #100~200/SHIMANO around #SHIMANO around #100~200



SeaWalk Sabeling

SeaWalk Sabeling / 4 Line Up

The actions of this rod is quite important for jigging game of Hair tail. You should not move jig very much, otherwise the line will be broken. SeaWalk Sabeling series have been designed to make jig not to move too much and also have been loaded enough power on belly and butt sections, enough sensitiveness and flexibility on tip section to shift power towards it smoothly. It is well balanced as one piece rod to manipulate lure at your own will, strike sharply and fight against large Hair tail with this whole blank. We hope that you will sense all of these remarkable characteristic of specialized jigging rod for Hair tail.

SeaWalk Sabeling SWS-63UL

Line breakage can occur if the jig moves too much when jigging for Hair-tail. The blank with much of flexibility was designed to reduce excess movement of the jig and reduce the loss of fish due to the unique movement of the Hair-tail.

SeaWalk Sabeling SWS-63L

The moderate stiffness allow anglers to control their jigs more deliberately from no motion to an aggressive stance. This is the most basic model for light tackle micro jigging.

SeaWalk Sabeling SWS-63ML

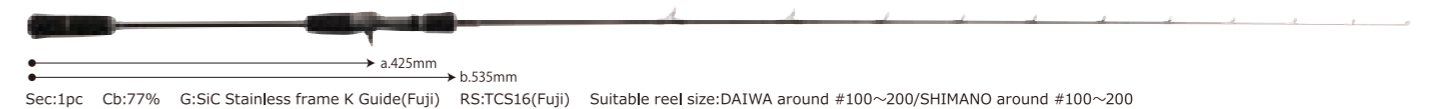
The outstanding sensitivity of this rod can sense a strike during the drop and ideal for situations where fish is active and responds well to jigs. The nature of this rod enables anglers to adapt quickly to ever changing conditions.

SeaWalk Sabeling SWS-63M

This model is for deeper waters targeting big Hair-tails. It won't even budge against those dragon size hair-tails. 150gm jigs are ideal. It is an integration of "inducing a bite, hooking up and landing".

SeaWalk Sabeling sws-63UL

Lt: 1925mm Wt: 115g Jig: ~80g Line: ~Pe0.8 Price:



Sec:1pc Cb:77% G:SiC Stainless frame K Guide(Fuji) RS:TCS16(Fuji) Suitable reel size:DAIWA around #100~200/SHIMANO around #100~200

SeaWalk Sabeling sws-63L

Lt: 1925mm Wt: 119g Jig: ~100g Line: ~Pe1 Price:



Sec:1pc Cb:79% G:SiC Stainless frame K Guide(Fuji) RS:TCS16(Fuji) Suitable reel size:DAIWA around #100~200/SHIMANO around #100~200

SeaWalk Sabeling sws-63ML


Lt: 1925mm Wt: 123g Jig: ~120g Line: ~Pe1.2 Price:



Sec:1pc Cb:78% G:SiC Stainless frame K Guide(Fuji) RS:TCS16(Fuji) Suitable reel size:DAIWA around #100~200/SHIMANO around #100~200

SeaWalk Sabeling sws-63M

Lt: 1925mm Wt: 132g Jig: ~150g Line: ~Pe1.5 Price:



Sec:1pc Cb:79% G:SiC Stainless frame K Guide(Fuji) RS:TCS16(Fuji) Suitable reel size:DAIWA around #100~200/SHIMANO around #100~200

Sizes of rod a. Length from reel foot to end of grip. (From trigger to end of grip in the case of overhead model) b. Whole length of grip. (It will be 10mm longer when down lock on front was closed in the case of overhead model)



SeaWalk Sabeling 63L

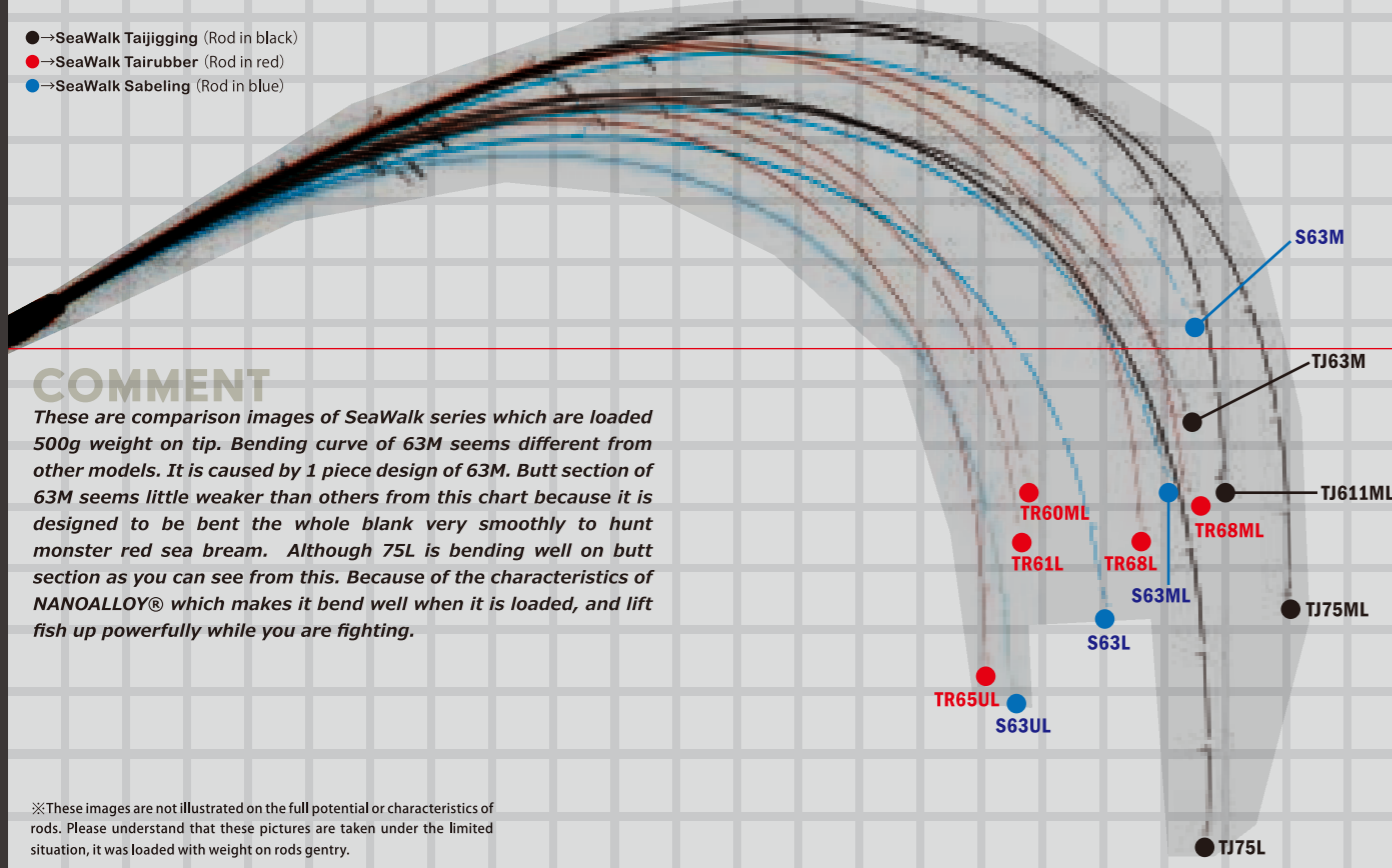


SeaWalk Taijigging 63M (Proto)

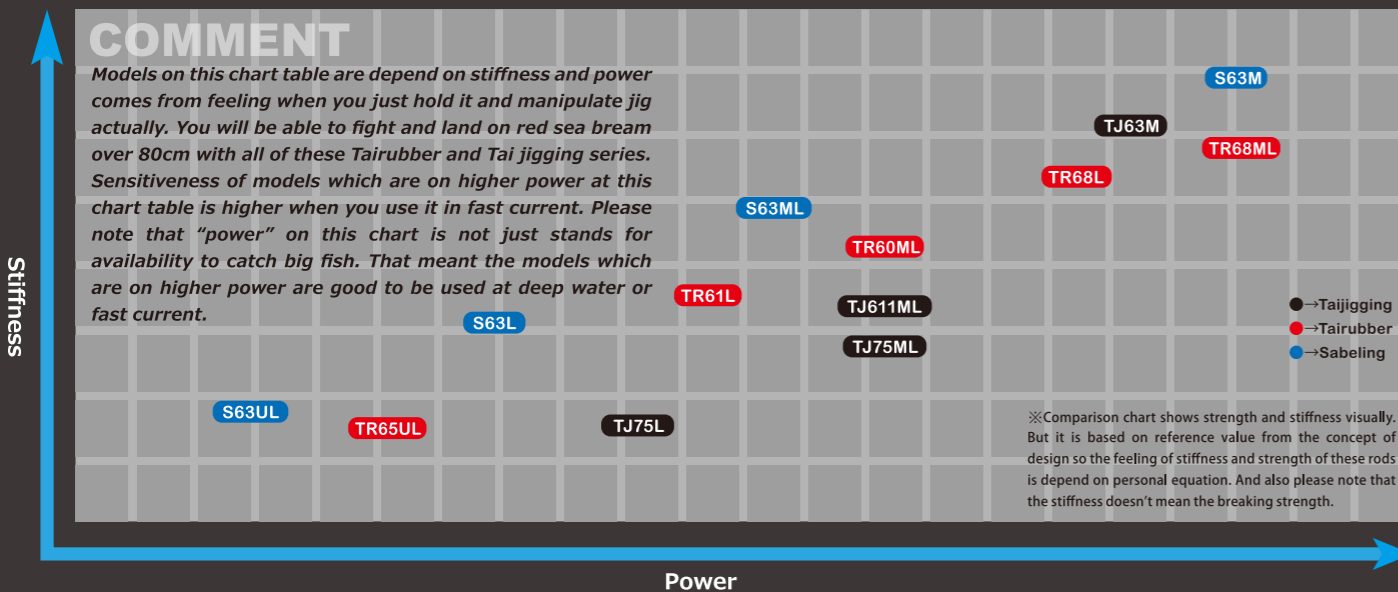
SeaWalk Bending Curve Load 500g

Taijigging / Tairubber / Sabeling

- SeaWalk Taijigging (Rod in black)
- SeaWalk Tairubber (Rod in red)
- SeaWalk Sabeling (Rod in blue)



SeaWalk Comparison Table



for Seekers Trout, Expedition and more



Lupus

Trout Rod Series

Lupus / 7 Line Up / Trout

51, 61 and 71 which cover almost every situation on mountain stream in Japan are going to support anglers thanks to that potential which is inside of blanks. We have designed these to become super basic trout rod which are also going to suit to styles of trout fishing of recent years as such as using heavy sinking minnow or PE line. Will be able to cast long distance, nice and light and tough enough... We have loaded everything we have which is required for trout rod to let anglers get every single chance to catch beautiful trout. This is how we have designed Lupus for mountain stream.

Lupus 51

This is short length trout rod to perform at its full potential on the mountain stream as known as small and varied. We have been loaded high ability of cast and manipulation of lure to fish on headwaters of mountain stream where the tough for anglers. You will be able to cast comfortably and once you have hooked fish up no matter how big it is, you will be fascinated with power and beautiful bending curve. It will be also recommended if you fish on the river where restricted area such as narrow and bushy in summer time.

Lupus 61

This is the basic length model to cover various situation on the river. One of the remarkable characteristic of Lupus 61 is wide range of use of lures to search selective trout in various ways. You will be able to cast lightly without any stress while being loaded enough power on butt section to keep large trout under control. We believe that you will never leave it behind when you go to fish because of potential within blanks.

Lupus 71

This is the one for wide and deep river. This is well balanced middle length trout rod which is good to be used at not only just wide area but also pool or back water of dam. You will keep large trout under control with its powerful butt section and you will be able to hook small trout up smoothly with its sensitive and flexible tip section. Of course it have been loaded versatility to manipulate not only minnow but also spoon.

We have tried to reflect the technology, knowledge and experiences which are cultivated from salt lure game into the Cherry salmon game of Japan. Cherry salmon which have come back to the river won't take a bite for lures easily, so the angler who is aiming it will have to cast quite many times in a day. We have loaded to Lupus series high operability, sensitivity and enough butt power to keep the fight against trophy fish under control.

Lupus 77

This is light class rod for Cherry Salmon. This will be matched to fish on main stream not only Cherry Salmon but also to large Yamame or Rainbow trout larger than 60cm, even good for land locked cherry salmon. This have been loaded more flexibility than other model so there will be less chance of hooking off. We believe that this is excellent light class rod to sense small bite and full of potential of this rod will be taken out when tough situation that angler have to concentrate on contact from fish which might be able to get only once a day.

Lupus 81

81 is good to be used with every kinds of minnows or sinking pencil and remarkable characteristic of it is sensitive tip section with superb sharpness which is enable anglers to manipulate lure at their own will and set hook on easily even lure is in the rapid current. These have been loaded high versatility which is enable angler to use plugs or spoons for Cherry Salmon with amazing cast feeling.

Lupus 87

Lupus 87 have been gotten almost same strength as 81 on blanks and it have been finished as standard as rod for Cherry Salmon. Considering its length, we recommend you to take this 87 when you fish on large river. We want you to pick 81 or 87 depends how you fish or how big the river you fish on. Lupus 87 will support anglers with excellent cast feeling and will keep trophy fish under control with huge power that have been loaded on butt section.

Lupus Sakura 86M MonsterCherry

86 Monster Cherry will suit to the monster hunter who is aiming at trophy fish over 70cm. Compared to other 3 models, this 86 Monster Cherry have been loaded huge power on it. It have gotten more than enough butt power to fight against monster fish without losing sharpness to cast rhythmically, sensitivity to manipulate lure delicately. We can proudly say that this would be flagship model of Lupus series. We have built this up with the knowledge and experiences that have been cultivated from fishing for big one in saltwater so that this is more than enough to be called Monster Cherry for sure.

Lupus 51

Lt: 1575mm (CL:850mm) Wt: 78g Lure: 1~7g Line Class: 2~6lb Price:



Sec:2pcs (Spigot Ferrule) Cb:99.8% G:TORZITE Titanium frame K Guide & Top Guide : TORZITE Flange Ring Guide (Fuji)

Lupus 61

Lt: 1855mm (CL:960mm) Wt: 85g Lure: 2~10g Line Class: 3~8lb Price:



Sec:2pcs (Spigot Ferrule) Cb:99.8% G:TORZITE Titanium frame K Guide & Top Guide : TORZITE Flange Ring Guide (Fuji)

Lupus 71

Lt: 2170mm (CL:1110mm) Wt: 96g Lure: 3~12g Line Class: 4~10lb Price:



Sec:2pcs (Spigot Ferrule) Cb:99.8% G:TORZITE Titanium frame K Guide & Top Guide : TORZITE Flange Ring Guide (Fuji)

Lupus 77

Lt: 2315mm (CL:1175mm) Wt: 126g Lure: 4~25g Line Class: 6~20lb Price:



Sec:2pcs (Spigot Ferrule) Cb:99.6% G:TORZITE Titanium frame K Guide & Top Guide : TORZITE Flange Ring Guide (Fuji)

Lupus 81

Lt: 2470mm (CL:1270mm) Wt: 129g Lure: 5~28g Line Class: 8~20lb Price:



Sec:2pcs (Spigot Ferrule) Cb:99.6% G:TORZITE Titanium frame K Guide & Top Guide : TORZITE Flange Ring Guide (Fuji)

Lupus 87

Lt: 2635mm (CL:1350mm) Wt: 135g Lure: 5~28g Line Class: 8~20lb Price:



Sec:2pcs (Spigot Ferrule) Cb:99.6% G:TORZITE Titanium frame K Guide & Top Guide : TORZITE Flange Ring Guide (Fuji)

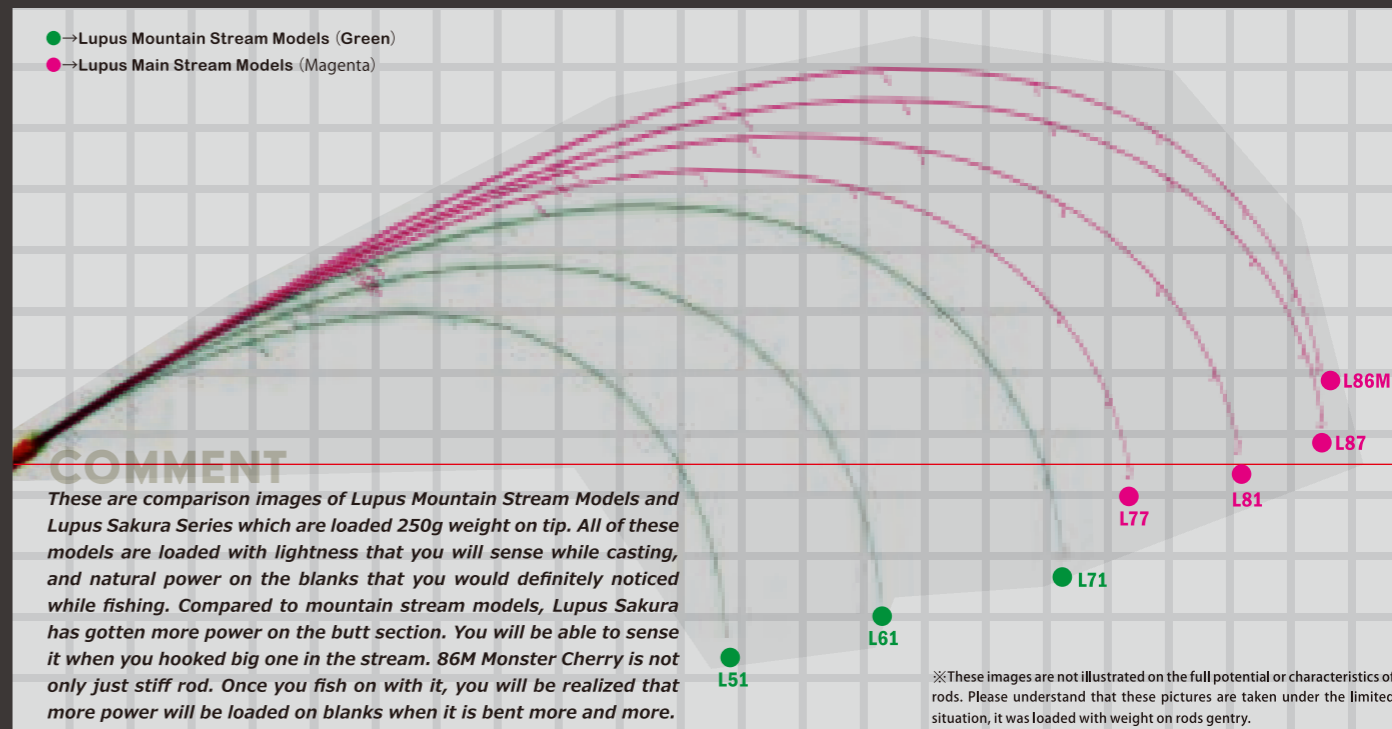
Lupus 86M MonsterCherry


Lt: 2610mm (CL:1340mm) Wt: 140g Lure: 8~30g Line Class: 10~24lb Price:



Sec:2pcs (Spigot Ferrule) Cb:99.7% G:TORZITE Titanium frame K Guide & Top Guide : TORZITE Flange Ring Guide (Fuji)

Lupus Bending Curve Load 250g





Estuarine

Estuarine / 6 Line up (Spinning & Over head) / For Predator Hunting

Estuarine series has been designed to be adjusted for various field in overseas. Drive into the back country, walk through the bushes and drift the boat under the overhung trees. Then monsters that are beyond your imaginations will be waiting for you, out there.

We have loaded massive power to these blanks for anglers who are aiming at monsters, hiding on the untouched field. The targets are not only for freshwater fish, such as huge cat fish, barramundi and giant snakehead but also saltwater fish such as medium sized trevally from boat. Please take Estuarine series with you as your expedition partner.

All of these 6 models are available to be chosen Spinning model or Overhead model. It is not only good for predator hunting but also suit to aim rock fish or seabass from boat. We recommend you to take one of these when you should not lose initiative.

Estuarine Raptor 60M & 63MH

This unique 2 pcs rod has a high strength lifting power plus a sensitive tip that allows you to even cast smaller lures and work them properly. Many tests were done in rivers casting, light troll for Barramundi or even casting by reef edge for small trevally and has proven to take all sorts of punishment.

Estuarine Glazer 58MH & 60X

Many tests has been done on these rods to prove that rod could not only hook fish but get your fish quickly out of snags or heavy cover and without losing your fish. Both models have sensitive tip, high strength and strong lifting power, thus anglers are able to target species that lurk in heavy covers and giving you assurance to stop them from busting you off.

Estuarine Xtremo 60 & 65

For those who seek out those beast lurking among heavy covers or structures, you need a rod with strong back bone that can subdue them out of their covers and able to work or troll deep diving minnows. Many tests has been done to prove the rod capability to take any abuse & in short distance fight between predator & angler even with high drag setting!




Estuarine Raptor



Estuarine Raptor 60M (Spinning & Over head Model)


Lt: 1845mm (CL:965mm) Wt: S/108g O·H/109g Lure: Max 3/4oz Line: 8~15lb DragMax: 2kg /45° Price:



Sec:2pcs (Put over Ferrule) Cb:93.8% G:SiC Stainless frame K Guide(Fuji) RS:S/VSS17 O·H/TCS17(Fuji) Suitable spinning reel size:DAIWA around #3000/SHIMANO around #4000

Estuarine Raptor 63MH (Spinning & Over head Model)

Lt: 1930mm (CL:1005mm) Wt: S/115g O·H/119g Lure: Max 1oz Line: 8~20lb DragMax: 2.5kg /45° Price:




Sec:2pcs (Put over Ferrule) Cb:93.8% G:SiC Stainless frame K Guide(Fuji) RS:S/VSS17 O·H/TCS17(Fuji) Suitable spinning reel size:DAIWA around #3000/SHIMANO around #4000

Estuarine Glazer



Estuarine Glazer 58MH (Spinning & Over head Model)

Lt: 1720mm Wt: S/107g O·H/111g Lure: Max 1oz Line: 8~16lb DragMax: 2.5kg /45° Price:



Sec:1pc Cb:93.3% G:SiC Stainless frame K Guide(Fuji) RS:S/VSS17 O·H/TCS17(Fuji) Suitable spinning reel size:DAIWA around #3000/SHIMANO around #4000

Estuarine Glazer 60X (Spinning & Over head Model)

Lt: 1830mm Wt: S/127g O·H/129g Lure: Max 1-1/2oz Line: Max 10~25lb DragMax: 4kg /45° Price:




Sec:1pc Cb:93.5% G:SiC Stainless frame K Guide(Fuji) RS:S/VSS17 O·H/TCS17(Fuji) Suitable spinning reel size:DAIWA around #3000/SHIMANO around #4000

Estuarine Xtremo



Estuarine Xtremo 60 (Spinning & Over head Model)

Lt: 1835mm (CL:1460mm) Wt: S/158g O·H/156g Lure: Max 2oz Line: Max 40lb DragMax: 5kg /45° Price:



Sec:2pcs (Grip-Joint) Cb:94.4% G:SiC Stainless frame K Guide(Fuji) RS:S/DPS17 O·H/TCS18(Fuji) Suitable spinning reel size:DAIWA around #3500~4000/SHIMANO around #4000~5000

Estuarine Xtremo 65 (Spinning & Bait Model)

Lt: 1950mm (CL:1555mm) Wt: S/192g O·H/194g Lure: Max 2oz Line: Max 40lb DragMax: 6kg /45° Price:



Sec:2pcs (Grip-Joint) Cb:89.1% G:SiC Stainless frame K Guide(Fuji) RS:S/DPS17 O·H/TCS18(Fuji) Suitable spinning reel size:DAIWA around #3500~4000/SHIMANO around #4000~5000

Sizes of rod a. Length from reel foot to end of grip. (From trigger to end of grip in the case of overhead model) b. Whole length of grip. (It will be 10mm longer when down lock on front was closed in the case of overhead model)

Triceptor

Triceptor/ For Expedition(3pcs Packing rod)

Triceptor 68M

The power and controllability of the rod has broken the standards of 3 pieces rods, giving you greater choices for your overseas travels. The launching of the long awaited 3 piece pack rod produced by Yamaga Blanks. The developmental concept for the pack-rod was for a reliable rod in the toughest of field conditions, equipped with a strong butt power which is highly operable. Furthermore, the sharp casting feel and the great balance will reduce the strain on the angler from casting all day. You can use take it as a sub-tackle for your light big game in the exotic destinations or as your main weapon in the wetlands which require continuous shifting of locations. We are confident that it will become one of your great allies.



Triceptor 68M (Spinning & Over head Model)

Lt: 2035mm (CL:715mm) Wt: S/127g O·H/131g Lure: ~35g Line: Max 25lb Price:



Sec:3pcs (Spigot Ferrule) Cb:98% G:SIC Stainless frame K Guide(Fuji) RS:S/VSS17 O·H/PTS17(Fuji) Suitable spinning reel size:DAIWA around #3000 / SHIMANO around #4000



Baronknight

Snake Head

BaronKnight/ 2 Line Up/ Snake Head

The field for snakehead where is covered by weed on surface is getting limited recent year. Because of this fact, snakehead have been putting lots of pressures on and becoming so spooky, so that snakehead won't take lure aggressively very much. For that reason, we have designed Baronknight series to pursue accuracy of cast and high operability to adjust the sensitive snakehead game this recent year.

Baronknight SH 72

First of all, you will be surprised on the lightness, and it was once you cast lure with it, you will sense the potential of cast ability, for sure. We tried to reflect on the technology, knowledge and experiences, which cultivated from salt lure game, into the snakehead game. Baronknight72 has been finished to be loaded with Accuracy of casting, delicate action with tip section, and butt section with a massive power to achieve the finest result.

Baronknight SH 78

SH78 have been extended to the length of SH72, while the progressing ability of long cast, keeps flexibility on the blank to pursue usability of lure. This is one of the best rod to cast long distance, and making use of the powerful butt section and lure spooky snakehead with delicate action, with sensitive tip section at long range. Although SH78 have been loaded with more powerful buttsection, than SH72 to enable you to pull out big ones that's up to 80cm from the water, on the whole rod, SH78 is a little softer than SH72.

BaronKnight SH72

Lt: 2220mm (CL:1750mm) Wt: 203g Lure: Max 28g Line: Max Pe6 DragMax: 6kg /45° Price:



Sec:2pcs (Grip-Joint) Cb:92% G:SIC Titanium frame K Guide(Fuji) RS:T-DPS20(Fuji) Suitable reel size:Abu Garcia 6500 or reel model equipped with an equivalent low profile spool

BaronKnight SH78

Lt: 2340mm (CL:1890mm) Wt: 211g Lure: Max 32g Line: Max Pe8 DragMax: 7kg /45° Price:



Sec:2pcs (Grip-Joint) Cb:92% G:SIC Titanium frame K Guide(Fuji) RS:T-DPS20(Fuji) Suitable reel size:Abu Garcia 6500 or reel model equipped with an equivalent low profile spool

TAKO KING

TAKOKING / 1Line Up / For Octopuss Game

TAKO KING 79

Previous TAKOKING have been turned into 79 and been loaded more power to pull the monster octopus out at wharf. This have been loaded with enough power to pull octopus over 1kg out aggressively and strength on tip section to manipulate lure heavier than 75g at your own will. This is not just stiff stick of course, but this is the rod which enable anglers to cast lure weight 75g comfortably. This will be good for searching octopus with falling lure vertically on wharf of port at night or explore widely with long casting at field where scree on the bottom.

TAKO KING 79

Lt: 2370mm (CL:1830mm) Wt: 295g Lure: Max 50 (190g) Line: Max Pe10 Price:

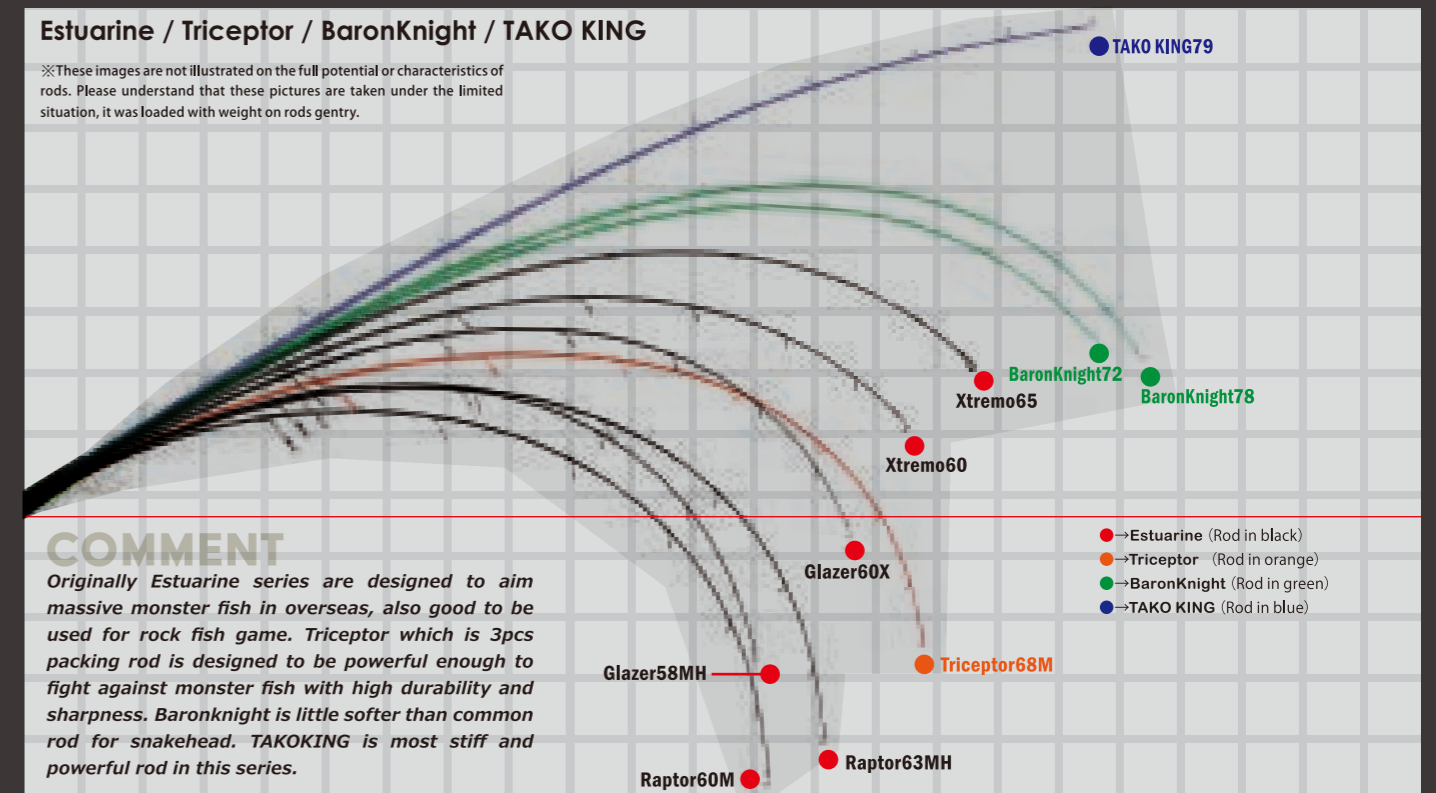


Sec:2pcs (Grip-Joint) Cb:95.4% G:SIC Ocean Guide(Fuji) RS:T-DPS20(Fuji) Suitable reel size:DAIWA around #10~30 / Abu Garcia around #6500 / SHIMANO around # 300-400

Extra Rod Bending Curve Load 1kg

Estuarine / Triceptor / BaronKnight / TAKO KING

※These images are not illustrated on the full potential or characteristics of rods. Please understand that these pictures are taken under the limited situation, it was loaded with weight on rods gentry.



COMMENT

Originally Estuarine series are designed to aim massive monster fish in overseas, also good to be used for rock fish game. Triceptor which is 3pcs packing rod is designed to be powerful enough to fight against monster fish with high durability and sharpness. Baronknight is little softer than common rod for snakehead. TAKOKING is most stiff and powerful rod in this series.

2017 New model Members

YAMAGA Blanks Limited Edition

※We will announce when the release schedule is fixed.



BlueCurrent 70TZ NANO Trippers /4pcs

Sec:4pcs (Spigot Ferrule) G:TZ Titanium frame K Guide(Fuji)

Lure: ~12g Line: 0.3~0.8 Price:

4pcs model of BlueCurrent is coming finally!! Although it is going to be perfect rod when you are on traveling, of course you can take it to your main field as a daily use rod. We have loaded enough sensitiveness and sharpness as one of BlueCurrent so we recommend you to use it not only for light salt game but also for trout in the small stream. The closed length of it is 560mm to put in the suits case. We believe that you cannot help taking it whenever and wherever you go out. Enjoy fishing with it as you like.

BlueCurrent 60 Jr.

Sec:2pcs (Put over Ferrule) G:Alconite Stainless frame K Guide(Fuji)

Lure: ~7g Line: 0.3~0.8 Price:

Although it is designed for kids over 5 years old, of course it has gotten durability, strength and toughness as spin off of BlueCurrent series. We have achieved versatility to use many kinds of lures with high cost performance. It is well balanced to be used by kids and adult also. We believe it is going to be one you will always take to fish no matter lure or bait.

※The limited rod is a model under development. Specs-Prices etc are subject to change.

NEW

YB Original Hoodie Pull Over Type

Color: Black/Gray
Size: M~XXL
Material:
Black: Cotton 100%
Gray: Cotton 60%
Polyester 40%
9.7oz (Thin)



NEW

YB Original Hoodie Zip Type

Color: Navy/Gray
Size: M~XXL
Material:
Navy: Cotton 100%
Gray: Cotton 60%
Polyester 40%
9.7oz (Thin)



NEW YB 2017 T-Shirts



Size: M~XXL Material: Cotton 100%
Color: White/Black

NEW YB Water Resistance Cap

Material: Polyester 100%
Using water repellent fabric



Black
YB Logo
(White · Embroidery)

Navy
YB Logo
(White · Embroidery)

NEW YB Work Cap

Breathatec® from TORAY which is waterproof-breathable material have been chosen to keep you dry and comfortable.



Black Beige

NEW YB Summer Mesh Cap



Material: Cotton 100%
Mesh Polyester 100%

Beige/White

Navy

Sax Blue/White

NEW YB Ventilation Hat

Black
YB Logo (White · Embroidery)



Breathatec® from TORAY which is waterproof-breathable material have been chosen to keep you dry and comfortable.

Navy
YB Logo (White · Embroidery)

NEW YB ORIGINAL POACH

Size: W:90mm/ H:145mm/ D:50mm
Material: Polyester (Lining: Nylon)
Carabiner and strap with it to attach your life vest or belt.
Water stop double zipper
※It is not waterproof product.



Rod Belt Neoprene Rod belt

Color: Black Material: Neoprene & Piece of Velcro



S: 26mm × 190mm 1set: 2pcs
L: 40mm × 350mm 1set: 2pcs
LL: 99mm × 500mm 1set: 1pc
LL: 99mm × 500mm 1set: 2pcs

Shoulder Hang Belt

Shoulder hung belt (For bunched rods with Tip cover or Rod belt)
Can be held by belt of Velcro tape with Antiskid material.
Super handy whenever and wherever you carry bunch of rods.



TipCover S

Length 360mm
Black: Neoprene & Piece of Velcro
Suitable for light class rods
(BlueCurrent etc.)



TipCover M

Length 450mm
Black: Neoprene & Piece of Velcro
Suitable for medium class rods
(Early, Ballstick BlueSniper etc.)



Cutting Sticker



Size: 309 mm × 127 mm 4 Colors

Cutting Sticker mini



Size
170 mm × 70 mm
5 Colors

Mini Sticker(4pcs-Set)



PVC (Polyvinyl chloride) · 55mm Mat coating

Original Iron on Embroidered Patches



4type of iron on embroidered patches



Support

Precautions for use

- Do not cast with tangled line or line trouble in the reel. This may cause the rod to break. Furthermore, if you miss or forget to put the line through a guide, this may result in damage or breakage of your rod.
- If you continue to reel in your rig (lure, popper, jig etc) after it has reached the top guide, this will cause the rod to break.
- If you force the joint section of the rod when joining together, this will cause cracking or splitting of the joints.
- If you use the rod while the joint section is still loose, this may cause breakage.
- If the joint section is stuck together, use a rubber sheet for added grip while twisting away from each other.
- Beware of power cables, overhead power lines or phone lines. The material (carbon) will easily pass through electricity causing serious injury or death.
- If you hear or see lightning approaching while in use, pack the rod away or stay away from the rod. Lightning may strike causing serious injury or death.

Maintenance and storage

- Wash rod with running water to rid of any filth and salt. Then wipe off any excess water.
- If you store your rod without wiping off excess water, this may cause blisters on the blank. Storage in well ventilated area as with no high temperature.
- Please do not leave the rod in your vehicle for long durations in summer. This will cause blisters and warping of the blank.

Contents in this catalog

- Include accurate specifications of rods, written in accordance with the regulations set by the Japanese National Fishing Rod Fair Trade Conference.
- Prices and specifications listed on this catalog may be altered without notice.
- The colors presented in the pictures may differ from the actual color. Furthermore, some products are prototype rods in the developmental stage and may differ when it reaches the final product.

Requesting repairs

- Please be aware that personally modified rods will not be covered by warranty (even if it is within the warranty period).
- If you are requesting for repair, please send in the whole rod (not just the section of the breakage).

Repairing and After service

- Please take or send products which is required repairing to sales outlet. At that moment, please send a whole rod (not only the section of the breakage)
- Please be aware that any rod that was personally modified will not be covered by warranty (even if it is under warranty)
- Any repairing that we have judged as changed/tampered the specification or made to order is unacceptable.