

BlueCurrent Overhead-Model

New BlueCurrent 63 (Bait Model)

If you use jig head weight around 1~2g mainly or even 0.5g, we recommend you to choose this 63 overhead model. You will able to sense tiny contact of fish when jig head is falling and you can manipulate jig head for wind game around 2~3g at your own will then set hook on aggressively because of blanks that well balanced and well designed Although it is overhead model, you will cast as quite long distance as cast with spinning reel thanks to combination of this blanks and latest overhead reels.

New BlueCurrent 71 (Bait Model)

This is long length and multipurpose model of 63 overhead model for anglers to manipulate not only jig head but also plug or micro jig. It is of course suit for Horse mackerel (Aji), also you will be able to keep rockfish or black sea bream under control and land it smoothly thanks to that enough butt power. These 63,71 are also works well for game off the boat.

New BlueCurrent 78 NANO (Bait Model)

If you are required to cast a long distance, we recommend you to pick this. This versatile overhead model enable you to manipulate sinker, plugs and jigs then you can aim not only horse mackerel (Aji), rockfish, but also black sea bream and seabass because of that accuracy of cast and amazing power of butt.

New BlueCurrent 63 (Overhead Model)

Lt: 1920mm (CL:975mm) Wt: 76g Lure: Max5g Line: Max Pe0.6 Price:
Target: Horse Mackerel・Rockfish / Lure: Jig head rig / Field: Port

Sec:2pcs (Put over Ferrule) Cb:91.8% G:SIC Stainless frame K Guide+SIC titanium frame RV Guide on butt guide (Fuji) RS:PMTS17(Fuji) Suitable reel : Overhead reel for finesse game

New BlueCurrent 71 (Overhead Model)

Lt: 2160mm (CL:1105mm) Wt: 80g Lure: Max8g Line: Max Pe0.8 Price:
Target: Horse Mackerel・Rockfish/ Lure: Jig head rig・Plug/ Field: Port・Rockes

Sec:2pcs (Put over Ferrule) Cb:90.9% G:SIC Stainless frame K Guide+SIC titanium frame RV Guide on butt guide (Fuji) RS:PMTS17(Fuji) Suitable reel : Overhead reel for finesse game

New BlueCurrent 78 NANO (Overhead Model)

Lt: 2335mm (CL:1185mm) Wt: 87g Lure: Max15g Line: Max Pe0.8 Price:
Target: Horse Mackerel・Rockfish・Black Sea Bream・etc. / Lure: Sinker・Plug・Small Sized Metal jigs / Field: Port・Rockes

Sec:2pcs (Put over Ferrule) Cb:91.7% G:SIC Stainless frame K Guide+SIC titanium frame RV Guide on butt guide (Fuji) RS:PMTS17(Fuji) Suitable reel : Overhead reel for finesse game

New BlueCurrent 82F NANO

Lt: 2495mm (CL:1275mm) Wt: 80g Lure: Max18g Line: Max Pe0.6 Price:
Target: Horse Mackerel・Rockfish/ Lure: Float rig・Sinker・Plug・Small Sized Metal jigs / Field: Port・Rockes

Sec:2pcs (Put over Ferrule) Cb:90.5% G:SIC Stainless frame KR Guide(Fuji) RS:IPS16(Fuji) Suitable reel size:DAIWA around #2000 /SHIMANO around #2500

BlueCurrent 510

Lt: 1780mm (CL:917mm) Wt: 59g Lure: Jighead~3g Line: FC/NY 1~3lb Price:
Target: Horse Mackerel/ Lure: Jig head rig / Field: Port

Sec:2pcs (Put over Ferrule) Cb:91.9% G: SIC Stainless frame KR Guide(Fuji) RS:IPS16(Fuji) Suitable reel size:DAIWA around #1000 / SHIMANO around #1000 (C2000)

BlueCurrent Spinning-Model

New BlueCurrent 82F NANO

When you face the situation that you need to cast float rig a distance, we recommend you to choose this BlueCurrent 82F Nano. You can cast even heavy float rig comfortably and keep large horse Mackerel or Rock fish under control at your own will thanks to massive power of butt section with Nano alloy technology from TORAY. On the other hand, tip section with ultimate sensitiveness make you sense even micro bite of spooky fish.Of course you can cast and manipulate sinker, plug or metal jig without any stress.

BlueCurrent 510

We have tried to load to 510 most delicate tip section ever as tubular blank and more power will be loaded to butt section when it is bent while keeping sharpness as short rod. You will be able to cast and manipulate tiny jig head such as less than 0.5g without any stress and also it have been gotten enough power on butt section to keep large one under control as a well-balanced rod for jig head fishing.

BlueCurrent 68II

Compared to the previous model, the casting of lighter jig heads have been improved with a sharper casting feel. The blanks sensitivity has also been improved for anglers to even sense the slightest changes in the bites, resulting in a swift and smooth hookup. This will become your basic model as an all rounder Aji game rod.



BlueCurrent 74II

The tip is flexible enough to even capture the bites of the smallest of fish, yet having an overall sharp feeling to it. With its outstanding casting ability and the wide range of the release point, it is great for all levels of anglers. We have managed to create a very versatile rod for not only targeting the Aji, but also for the Mebaru (rock fish) game.

BlueCurrent 80II

This is a long length rod ideal for the rock fish game or Aji game off the rocks or areas that require long distance casting. You will be shocked to feel the lightness of this 8ft rod and how sharp the casting feel is. The quality and performance of the blank is astounding when considering this price range.The high sensitivity in the long distance range and the flexible yet strong butt will effectively bring in your fish. We offer a new dimension for your light game.

BlueCurrent 72/CII

This is a versatile salt water game rod able to tackle the Aji and Rock fish game using sinkers and top-water to bottom fishing for bream. It is a strongish medium class rod with the sensitivity to feel the terrain of the seabed while having the operability to easily control the top-water plugs.

BlueCurrent 78/MII

We present the ultimate power rod for those monster hunters out there targeting 30cm over Aji and Mebaru. It is an unorthodox light rod with the conflicting characteristics of fineness and power. You will not only be able to control the power of this rod, but also enjoy the traits of the light game. Similar to the 72C, the balance of the rod is also ideal for the top-water Black sea bream fishing.

BlueCurrent 68 II

Lt: 2042mm (CL:1050mm) Wt: 68g Lure: JigHead 0.3~5g/Sinker 1.8~6g Line: PE0.2~0.4 NY/FC1~3lb Price:
Target: Horse Mackerel/ Lure: Jig head rig / Field: Port

Sec:2pcs (Put over Ferrule) Cb:94% G:SIC Stainless frame KR Guide(Fuji) RS:IPS16(Fuji) Suitable reel size:DAIWA around #1000~#2000/SHIMANO around #C2000

BlueCurrent 74 II

Lt: 2230mm (CL:1140mm) Wt: 74g Lure: JigHead 0.3~5g/Sinker 1.8~8g Line: PE0.2~0.5 NY/FC1~4lb Price:
Target: Horse Mackerel・Rockfish/ Lure: Jig head rig・Sinker・Plug/ Field: Port・Rockes

Sec:2pcs (Put over Ferrule) Cb:94% G: SIC Stainless frame KR Guide(Fuji) RS:IPS16(Fuji) Suitable reel size:DAIWA around #2000/SHIMANO around # C2000~#2500

BlueCurrent 80 II

Lt: 2440mm (CL:1250mm) Wt: 80g Lure: JigHead 0.5~5g/Sinker 1.8~10g Line: Pe0.2~0.5 Price:
Target: Horse Mackerel・Rockfish/ Lure: Jig head rig・Sinker・Plug / Field: Port・Rockes

Sec:2pcs (Put over Ferrule) Cb:95% G:SIC Stainless frame KR Guide(Fuji) RS:IPS16(Fuji) Suitable reel size:DAIWA around #2000/SHIMANO around # 2500

BlueCurrent 72/C II

Lt: 2194mm (CL:1130mm) Wt: 78g Lure: Plug 2~8g / Sinker 1.8~12g Line: Pe0.3~0.6 Price:
Target: Horse Mackerel・Rockfish・Black Sea Bream・Small sized Seabass / Lure: Sinker・Plug・Small Sized Metal jigs/ Field: Port・Rockes・Rivers

Sec:2pcs (Put over Ferrule) Cb:93% G:SIC Stainless frame K Guide(Fuji) RS:IPS16(Fuji) Suitable reel size:DAIWA around #2000 /SHIMANO around # 2000~#2500

BlueCurrent 78/M II

Lt: 2340mm (CL:1200mm) Wt: 83g Lure: Plug 2~7g / Sinker 1.8~10.5g Line: Pe0.3~0.6 Price:
Target: Horse Mackerel・Rockfish・Black Sea Bream・Small sized Seabass / Lure: Sinker・Plug・Small Sized Metal jigs/ Field: Port・Rockes・Rivers

Sec:2pcs (Put over Ferrule) Cb:93% G:SIC Stainless frame K Guide(Fuji) RS:IPS16(Fuji) Suitable reel size:DAIWA around #2000/SHIMANO around #2500

※Sizes of rod a. Length from trigger to end of grip b. Whole length of grip.(will be 5mm longer when reel is equipped)



BlueCurrent TZ

TORZITE
Fuji

NANOALLOY
TECHNOLOGY
※NANOALLOY® is a registered trademark of TORAY

BlueCurrent 53/TZ

This is first one piece model from BlueCurrent series. It have been achieved ultimate feeling of cast thanks to its short length, one piece blank and Titanium K guide with Torzite ring from FUJI. But it is not just soft rod. It have been loaded moderate stiffness and high sensitivity on blank to sense the small bite of tiny horse mackerel and enable you to manipulate tiny jig head at your own will.

BlueCurrent 65/TZ Jighead Special

This model has been specially designed to enable anglers to earn the distance and improve the manipulation performance, Under using the jig head. You will be able to cast 1g jig head line drive. Since the guide has become much lighter as it used to, TZ model has been loaded with more sensitive tip section. On the result of that, we have achieved a greater level of casting feelings and manipulation.

BlueCurrent 610/TZ Jighead Special

This is the only model that almost has equal casting feelings as JH65/TZ. It has been designed to cover heavy weight jig heads and earn the distance. Bring this rod to field where you are required to cast from the height or cast long distance. Also, it has been loaded with tough butt power.

BlueCurrent 72/TZ

Due to the adoption of TZ ring guide for BlueCurrent 72, which is the basic model for light game, we have redesigned blanks to make tip section more sensitive. You will be able to handle various items that are from jig head and sinker rigs with it. Because of this high sensitivity, high controllability, you will be able to fish delicately at your own will.

BlueCurrent 76/TZ

It will cover various situations with various kind of lures as such as jig head, sinker, or plug. Although it have been loaded sensitive and flexible tip section to manipulate jig head, power of butt section is enough to stop running of good sized horse mackerel and rock fish. It is also well balanced for using top water plugs.

BlueCurrent 83/TZ LongCast

This is mainly designed to enable anglers to cast 1g jig head for longer distance and you might forget that it is 8.3ft long, because of the sharpness which you can feel when you cast. Of course, you will be able to manipulate rigs or plugs delicately. Because of the loading Torzite guide ring, the frictions between guide ring and line has been reduced, so when you cast you will enjoy a long distance game without any stress.

BlueCurrent 91/TZ LongCast

If you want to conquer the fishing field such as expansive surf, estuary, or port, we recommend you to take this long length and distance model with you. We believe that you are going to feel incredible sensitiveness on tip section when you search for distant spot thanks to lightness and sharpness of blanks. Please take 91TZ with you if you search fish which is feeding at the spot where nobody can reach.

BlueCurrent Jig-Special 72/TZ NANO

This is the special tuned model which enable anglers manipulate various weight of jigs from micro sized to 15g weight, because of moderate strain of tip section. We have chosen NANOALLOY®technology. Its innovative to a new material from TORAY LTD to achieve a high performance of manipulation and sensitiveness. Although, you might sense the strain of blanks, and it will work as tenacity to land fish smoothly.

BlueCurrent Stream-Special 77/TZ NANO

This rod which has been built with NANOALLOY®technology from TORAY LTD is for special situation. It achieved high sensitivity and usability of various lures without loosing repulsive force of rod, even in the rapid current. The potentials of this rod will be shown, mostly at the field where the experts likes.

BlueCurrent 85/TZ NANO All-Range

If you want to do everything in light game category, we think that BlueCurrent 85/TZ will make your dream come true. Every range of water will be covered with light line by BlueCurrent 85/TZ which have been gotten sensitiveness and toughness. Blanks with NANOALLOY® technology will support you to sense tiny contact from fish and to pull fish up to surface of the sea smoothly. You will never lose initiative even if you hook big one up accidentally. You will be able to aim Rock Fish, Black Sea Bream, Seabass (aim from top water to deep water), Horse Mackerel or even squid.

BlueCurrent 53/TZ

TORZITE

Lt: 1603mm Wt: 50g Lure: Jighead~3g Line: FC/NY 1~3lb Price:
Target: Horse Mackerel/ Lure: Jig head / Field: Port

Sec:1pc Cb:99.8% G: TORZITE Titanium frame K Guide (Fuji) RS:VSS16(Fuji) Suitable reel size:DAIWA around # 1000 / SHIMANO around #1000 (C2000)

BlueCurrent 65/TZ Jighead Special

TORZITE

Lt: 1960mm (CL:1010mm) Wt: 58g Lure: Jighead 0.2~5g Line: Pe0.2~0.4#/FC 0.8~3lb Price:
Target: Horse Mackerel/ Lure: Jig head / Field: Port

Sec:2pcs (Put over Ferrule) Cb:99.4% G:TORZITE Titanium frame KR Guide (Fuji) RS:VSS16(Fuji) Suitable reel size:DAIWA around #1000 / SHIMANO around #1000 (C2000)

BlueCurrent 610/TZ Jighead Special

TORZITE

Lt: 2088mm (CL:1073mm) Wt: 61g Lure: Jighead 0.3~6g Line: Pe0.2~0.4#/FC 1~3.5lb Price:
Target: Horse Mackerel/ Lure: Jig head / Field: Port

Sec:2pcs (Put over Ferrule) Cb:99.4% G: TORZITE Titanium frame KR Guide (Fuji) RS:VSS16(Fuji) Suitable reel size:DAIWA around #1000~#2000/SHIMANO around #1000 (C2000)

BlueCurrent 72/TZ

TORZITE

Lt: 2195mm (CL:1127mm) Wt: 63g Lure: JigHead 0.2~5g/Rig 0.2~7g Line: Pe0.2~0.6 Price:/
Target: Horse Mackerel・Rockfish/ Lure: Jig head・Sinker・Plug/ Field: Port・Rocks

Sec:2pcs (Put over Ferrule) Cb:99.6% G:TORZITE Titanium frame KR Guide (Fuji) RS:VSS16(Fuji) Suitable reel size:DAIWA around #2000/SHIMANO around #2000

BlueCurrent 76/TZ

TORZITE

Lt: 2288mm (CL:1176mm) Wt: 69g Lure: Jighead 0.3~5g/Rig 0.3~10g/Plug 1.8~7g Line: Pe0.3~0.6 Price:
Target: Horse Mackerel・Rockfish・Black Sea Bream/ Lure: Jig head・Sinker・Plug/ Field: Port・Rocks・Estuary

Sec:2pcs (Put over Ferrule) Cb:99.6% G: TORZITE Titanium frame K Guide (Fuji) RS:VSS16(Fuji) Suitable reel size:DAIWA around #2000/SHIMANO around #2000 (2500)

BlueCurrent 83/TZ LongCast

TORZITE

Lt: 2520mm (CL:1290mm) Wt: 72g Lure: Jighead 0.5~6g/Rig 1.8~10.5g Line: Pe0.2~0.6 Price:
Target: Horse Mackerel・Rockfish・Black Sea Bream/ Lure: Jig head・Sinker・Plug/ Field: Port・Rocks・Estuary

Sec:2pcs (Put over Ferrule) Cb:99.7% G:TORZITE Titanium frame KR Guide (Fuji) RS:VSS16(Fuji) Suitable reel size:DAIWA around #2000/SHIMANO around #C2000(2500)

BlueCurrent 91/TZ LongCast

TORZITE

Lt: 2765mm (CL:1415mm) Wt: 84g Lure: Rig 1.8~15g/Plug 2.5~9g Line: Pe0.3~0.8 Price:
Target: Horse Mackerel・Rockfish・Black Sea Bream/ Lure: Sinker・Small Sized Metal jigs・Sinking pencil / Field: Port・Estuary・Surf

Sec:2pcs (Put over Ferrule) Cb:99.7% G:SIC Titanium frame LDB+TZ Titanium frame K Guide(Fuji) RS:VSS16(Fuji) Suitable reel size:DAIWA around #2500/ SHIMANO around #2500

BlueCurrent 72/TZ NANO Jig Special

TORZITE NANOALLOY TECHNOLOGY

Lt: 2185mm (CL:1125mm) Wt: 70g Lure: Jig 1.5~15g Line: Pe0.3~0.8 Price:
Target: Horse Mackerel・Rockfish・etc./ Lure: Metal jig/ Field: Port・Rocks・Surf

Sec:2pcs (Put over Ferrule) Cb:99.3% G: TORZITE Titanium frame K Guide (Fuji) RS:VSS16(Fuji) Suitable reel size:DAIWA around #2000/ SHIMANO around #2500

BlueCurrent 77/TZ NANO Stream Special

TORZITE NANOALLOY TECHNOLOGY

Lt: 2310mm (CL:1190mm) Wt: 74g Lure: Plug 2~9g/Rig 1.5~13g Line: Pe0.3~0.8 Price:
Target: Horse Mackerel・Rockfish・etc./ Lure: Plug・Jig head・Sinker/ Field: Port・Rocks・Rivers

Sec:2pcs (Put over Ferrule) Cb:99.3% G:TORZITE Titanium frame K Guide (Fuji) RS:VSS16(Fuji) Suitable reel size:DAIWA around #2000/SHIMANO around #2500

BlueCurrent 85/TZ NANO All-Range

TORZITE NANOALLOY TECHNOLOGY

Lt: 2570mm (CL:1315mm) Wt: 80g Lure: 3~21g Line: Pe0.4~1 Price:
Target: Anything/ Lure: Anything/ Field: Anywhere

Sec:2pcs (Put over Ferrule) Cb:99.7% G:TORZITE Titanium frame K Guide (Fuji) RS:VSS16(Fuji) Suitable reel size:DAIWA around #2500/ SHIMANO around #2500(#C3000)

Sizes of rod a. Length from reel foot to end of grip when reel is equipped. b. whole length of grip when the food nut is tighten(will be 5mm longer when reel is equipped)

●→BlueCurrent (Rod in black)
 ●→BlueCurrent Overhead Model (Rod in orange)
 ●→BlueCurrent 82F (Rod in blue)

COMMENT
 63 and 71 of Overhead models from BlueCurrent Series are designed for using jig head. 78NANO is designed totally differently from other 2 Overhead models. 78NANO have high versatility to aim Black Sea Bream mainly. 82F which was released end of 2016 it was designed to cast float rig without any stress. Butt section which has toughness and strength fused to flexible tip section. This is good for not only using float rig but also for rock fish.

510, 68II, 74II, 72CII, 78MII, 80II, 82F/NANO, B63, B71, B78/NANO

COMMENT

These are comparison images of BlueCurrent TZ series which are loaded 250g weight on tip. According to this comparison 91TZ is the most powerful rod of this series, power of lifting or force of repulsion loaded to 85TZ is higher than 91TZ. Blank that consist of NANOALLOY® will be bent smoothly to follow a fish when it puts load slowly and rod itself is going to absorb instantaneous impact when you cast or fish on.

COMMENT

This is characteristics comparison of BlueCurrent series. We have put an importance on sensitiveness and toughness as a favor of natural bending curve. Stiffness which is on this table have been caused by feeling when you actually fish and speed of pulling fish up to surface. On the other hand, we have considered that power on this table have been caused by the biggest size of fish according to limit of strength of line.

●→BlueCurrent
 ●→BlueCurrent Overhead-Model
 ●→BlueCurrent TZ
 ●→BlueCurrent TZ NANO

※Comparison chart shows strength and stiffness visually. But it is based on reference value from the concept of design so the feeling of stiffness and strength of these rods is depend on personal equation. And also please note that the stiffness doesn't mean the breaking strength.





Calista

Calista TZ NANO / 6 Line Up / For Eging

Blanks of Calista have been redesigned totally with NANOALLOY® technology from TORAY to achieve potential of response as egging rod of new generation. The ability of distance cast have been increased thanks to TORZITE ring titanium guide (SIC titanium guide on top guide only) from FUJI. Blanks made of NANOALLOY will be followed in a moment when it is loaded and will be returned instantly thanks to high repulsion force. Because of these character angle will be able to jerk EGI sharply with less power than ever and make monster squid float quickly without any breakage of legs of squid when you fight. Blanks with moderate stiffness and suppleness will reduce burden of anglers and enable you to lure squid more delicately.....

Calista 86L/TZ NANO

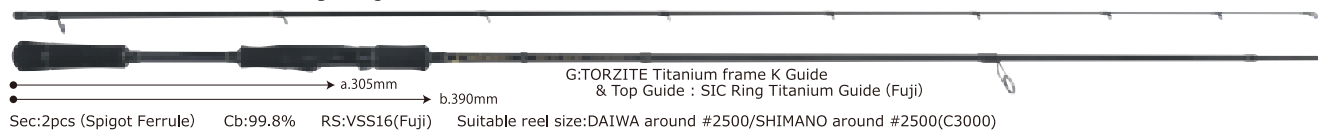
This is the light class rod which is good for jerking make use of line slack. This is suit to the game that lure squid delicately and sense sensitive touch of squid with fine PE line. We have expressed 86L as “light class rod” which means it will be enable you to manipulate lure with less power than other models and it have been loaded enough butt power to keep squid over 2kg under control. This is the best egging rod for angler who would like to fish with super fine PE line.

Calista 82ML/TZ NANO

This is almighty egging rod that suit to not only from breakwater or rocks but also egging game on boat. This have been finished as a sensitive rod with high repulsive force to be enable anglers to jerk lure make use of line slack or jerk aggressively. Angler will be able to manipulate lure delicately when you sight fishing make use of this length. And it have been gotten ability of distance cast thanks to Torzite ring guide and blanks with Nano alloy carbon material from TORAY.

Calista 86L TZ NANO

Lt: **2582mm (CL:1325mm)** Wt: **93g** Egi: **#2.5~3.5** Line: **Pe0.4~0.8** Price:



Calista 82ML TZ NANO

Lt: **2500mm (CL:1285mm)** Wt: **95g** Egi: **#2.5~3.5** Line: **Pe0.5~1** Price:



Calista 89ML TZ NANO

Lt: **2672mm (CL:1365mm)** Wt: **100g** Egi: **#2.5~3.5** Line: **Pe0.5~1** Price:



TORZITE
Fuji.

NANOALLOY
TECHNOLOGY
※NANOALLOY® is a registered trademark of TORAY

Calista 89ML/TZ NANO

This is the well balanced model that is enable anglers to jerk various ways from vanishing wave block, rocks or high scaffolding breakwater. It have been gotten high versatility to lure squid by various way of jerking and you will be able to cast long distance with it without any stress. This will be played an active part in spring season and also fall season as well for sure. And another characteristic of it is high sensitivity to sense even structure of bottom of the sea and softness of seaweed. This is the super sensitive model which is not only to sense contact of squid but also to explore underwater world as you are searching by hands.

Calista 710M/TZ NANO

This is the Calista with high response in a short length blank which is good for the anglers who would like to jerk Egi more sharply and more aggressively than others. If you would like to give Egi effective action with less power than ever, we recommend you to choose this 710M which will give your wrist less burden thanks to blanks with Nano alloy® from TORAY. When you wish to let Egi move from light to left or up and down at your will, Calista710 which have been gotten tip section with sensitiveness and moderate firmness combined to butt section with toughness will make you satisfy for sure. Although it is short length, you will be able to cast as long distance as Calista 86M TZ Nano and it will cover various way of fishing as such as blind or sight. Of course you can use it for squid fishing from boat as well.

Calista 86M/TZ NANO

This is the standard model which is great for hard darting action. You will notice high repulsive force and high response feeling on blanks itself once you fish with it. But you will be able to jerk heavy lure very lightly with less burden on wrist of angler thanks to Nano alloy carbon material which have gotten high resiliency on blank. It will be bent from tip section to belly section when squid is hooked without any breakage of legs of it.

Calista 90M/TZ NANO

This is perfect rod to make lure fall for a long time because of its length. We have adjusted this rod to become not too stiff to jerk hard without any burden of angler's wrist. This is the excellent model to let lure fall for a long time in shallow area easily as we mentioned and you will be able to strike surely with it even when line moved slightly because of sensitive contact from spooky squid. Of course it will cover various situation such as field where you are going to need length of rod itself and enable anglers jerk lures by various ways.

Calista 710M TZ NANO

TORZITE NANOALLOY TECHNOLOGY

Lt: **2395mm (CL:1225mm)** Wt: **100g** Egi: **#2.5~4** Line: **Pe0.6~1** Price:



Calista 86M TZ NANO

TORZITE NANOALLOY TECHNOLOGY

Lt: **2575mm (CL:1325mm)** Wt: **99g** Egi: **#2.5~4** Line: **Pe0.6~1** Price:



Calista 90M TZ NANO

TORZITE NANOALLOY TECHNOLOGY

Lt: **2745mm (CL:1410mm)** Wt: **104g** Egi: **#2.5~4** Line: **Pe0.6~1** Price:



Most remarkable characteristic of Calista series is ability of cast.You can cast a long distance with less power than ever if you just bend butt section well. You might need to get use to it because blank which is consisted to NANOALLOY® will be bent and return more quickly than others.

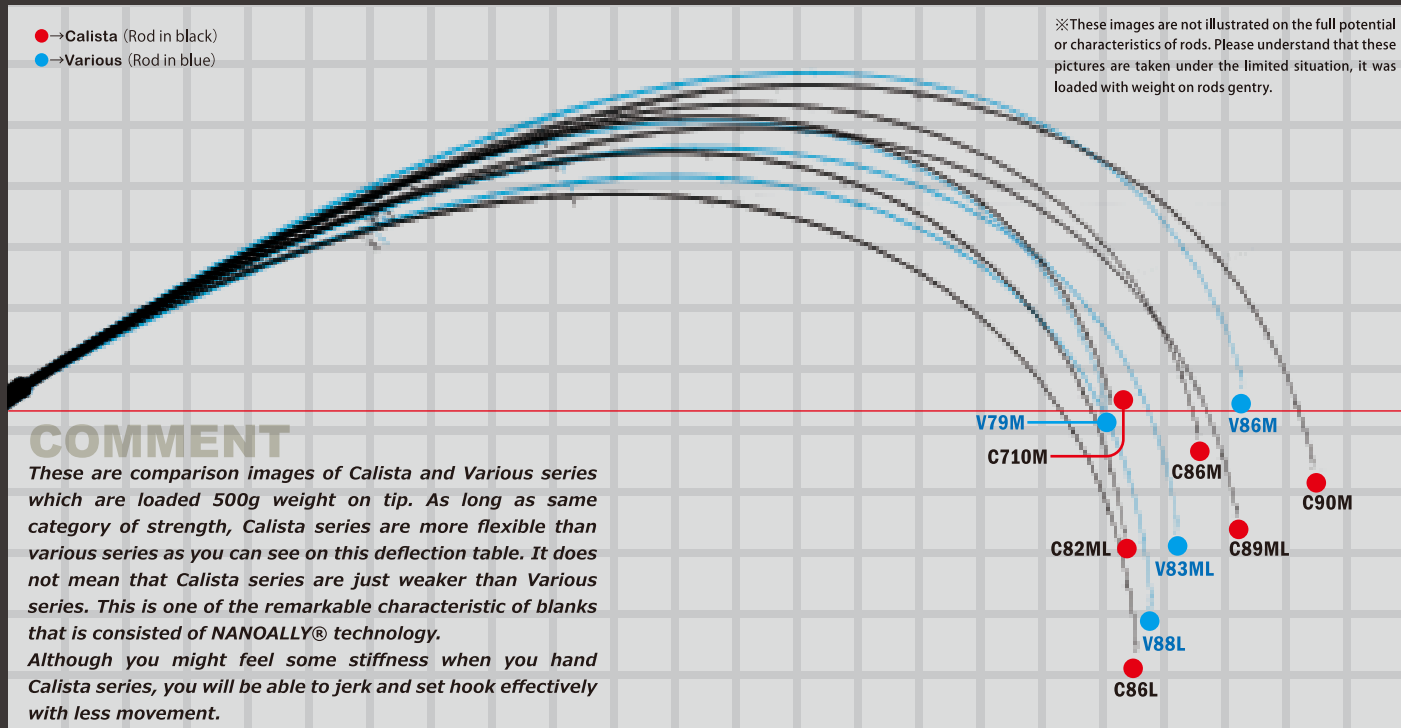


This is the image that bend curve of Calista 710M jerking EGI #3.5. Bend the whole blanks nice & smoothly...this is the remarkable characteristic of Calista series and that enable anglers to jerk EGI and land squid with less power than ever. Also thanks to that lightness of blanks, sensitiveness while jerking and fighting is increased.



Although 86M is the basic, 710M, 86L or 82ML are also recommended if you wish to sense advanced characteristic of Blanks of Calista series. Please choose one from these 6 models to adjust your style, home field, main lure, feeling and techniques.

Eging Model Bending Curve Load 500g





Various

Various / 4 Line Up / Eging

What we have thought is how can we make Various lighter and how can we improve the whole balance while remaining usability and sensitivity. Once you hold it, we believe that you will be surprised how light it is and you will hardly get tired even keep jerking the whole day. We have aimed to fuse the potential of blanks that is easy to handle and enable you to fish aggressively all day long in high level. “Various” is the answer of yamaga blanks for egging scene which is evolving day by day.



Various 88L

This is the light model with high controllability which enables you to dart egi with repulsive forces of tip. This suits not only for huge squid, but also for small ones sighting fish in fall. The cast ability that enable light egi to cast long distance is also one of the characteristics.

Various 83ML

This is the medium light class model which enables you to move egi diverse way. Using wrist to twitch, jerking with line slack or hard darting action, you will be able to control the egi various ways without any discomfort. This is the one that is tuned blanks to pursuit balance thoroughly.

Various 79M


The noteworthy ability of 79M is overwhelming when casting for a distance. The casting distance which 79M produces won't make anglers feels that it is 7'9ft length. You will be able to dart egi bouncy at any field like deep area or where super strong currents. This is the short length in the tried-and-true style of eging rods!

Various 86M

This is the standard model of Various series. 86M has been equipped not only with sensitive tip, but also tough butt section. That is why we call this various basic. Also it has been designed to be much lighter, with more sensitive tips. In result of that, it has been a well balanced achieved.

Various 88L

Lt: 2640mm (CL:1350mm) Wt: 91g Egi: #2.5~#3.5 Line: Pe0.4~0.8 Price:



Various 83ML

Lt: 2515mm (CL:1285mm) Wt: 91g Egi: #2.5~#3.5 Line: Pe0.5~0.8 Price:



Various 79M

Lt: 2363mm (CL:1210mm) Wt: 87g Egi: #2.5~#4 Line: Pe0.6~1 Price:



Various 86M

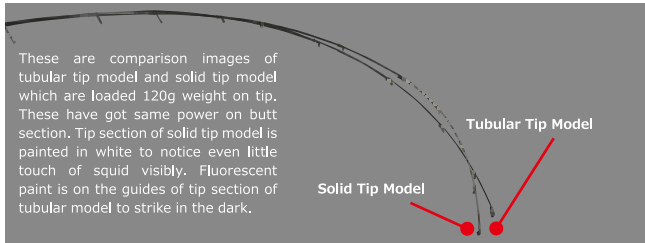
Lt: 2592mm (CL:1325mm) Wt: 96g Egi: #2.5~#4 Line: Pe0.6~1 Price:



BattleWhip IKA METAL

BattelWhip IKA METAL / 4 Line Up / For Metal Eging

Finally, solid tip model is joined to BattelWhip IKA METAL series in 2017. So now we have 2 types of IKA METAL Series ... tubular tip model which have high sensitivity and solid tip model which the flexibility will cover all of the situation. Both models are fine blanks but enough power is loaded to keep large squid under control if you hooked three of them at once. And also you will be able to use these for “Ajing Game” in deep area.




2017 New BattleWhip IKA METAL 69LS-S Solid Tip Model

Lt: 2075mm (CL:1065mm) Wt: 90g Egi: ~70g Line: Pe0.4~1 Price:



2017 New BattleWhip IKA METAL 69LS-B Solid Tip Model

Lt: 2075mm (CL:1065mm) Wt: 106g Egi: ~70g Line: Pe0.4~1 Price:




BattleWhip IKA METAL 69L-S Tubular Tip Model

Lt: 2075mm (CL:1065mm) Wt: 79g Egi: ~80g Line: Pe0.4~1 Price:



BattleWhip IKA METAL 69L-B Tubular Tip Model

Lt: 2075mm (CL:1065mm) Wt: 97g Egi: ~80g Line: Pe0.4~1 Price:



※Sizes of rod a. Length from reel foot to end of grip when reel is equipped. b. whole length of grip when the food nut is tighten(will be 5mm longer when reel is equipped)



BlueSniper

BOAT CASTING

BlueSniper Boat Casting Model / 11 Line Up

New model is joined to BlueSniper Boat Casting Series finally. Anglers who pursue big target from boat make tough demand always to adjust condition and situation of the sea.
End of 2016, BlueSniper 85/4 Canary was released to catch TUNA・KINGFISH under tough and heavy situation.

Although it was not easy to design the rod that will be able to keep these two different type of fish at fight without any compromise, we have formed it with knowledges and techniques that has been accumulated over a long period of time.
Total 11 choices of BlueSniper Boat Casting model are at the moment. Blanks of these will take you to beyond the limit. We believe that you will be able to feel the faith that we are pursuing to build fishing rod when you hooked up huge one with BlueSniper for sure.

TUNA
&
Kingfish

Special Tunes

BlueSniper Boat-Casting

Special Tuned Model

New BlueSniper 85/4 Canary

This is multiple and lighter model of Blacky series. As you can notice from “Canary” the name of 85/4, when you aim canary-colored fish as such as yellow fin tuna or king fish, it will be the perfect partner of you. Although we could cast around 100m distance on proto test (PE4 / 70g of lure) we have also achieved enough distance to aim large fish with small lure such as less than 30g. Even if you are in limited space such as casting from small boat, you will be able to cast lure into a spot of feeding fish at a distance with high accuracy. When you do not want fish to run as it likes, powerful butt section will help you to stop the sudden run of lively fish and to pull it to surface quicker than you thought. It has full of versatility with our techniques of design, without any compromises.

BlueSniper 81/6 Blacky

This is primarily a light tuna rod that enable to cast smaller lures which closely mimics actual baitfish. You can cast a small lure weighing 30gm but it also has enough power to wrestle a tuna around 50kg. The same performance as currently blacky series, it has been designed to be bent nicely, and will correspond with the sudden run of big tuna, and to reduce the burden of anglers.

BlueSniper 81/8 Blacky

This has been designed as a versatile tuna rod which can cast not only small lures matching the size of sardines but also medium lures size of Dorado or baby yellow tail. Although h t he belly section will be bent and enable you to hold it with 70° of angle, it will still has enough power to pull up a tuna to the surface.

BlueSniper 81/10 Blacky

Rated at #10 for power, this rod targets big tunas around 100kg. The blank has more power than the 81/8 to enable casting lures up to 160gm. Like the Blacky series, it bends nicely when loaded to endure the violent runs of tunas. 4ways carbon material are used on the butt section to reduce twisting of the blanks and adding another advantage during fights with big tunas.

BlueSniper 85/4 Canary



BlueSniper 81/8 Blacky



New BlueSniper 85/4 Canary (TUNA & BlueRunner Model)

Lt: **2570mm (CL:1860mm)** Wt: **339g** Lure: **25~100g** Line: **Pe3~5** DragMax: **8kg /45°** Price:
Target: **TUNA up to 40kg・Blue-runner / Lure: Plug**



BlueSniper 81/6 Blacky (TUNA Model)

Lt: **2480mm (CL:1775mm)** Wt: **378g** Lure: **30~110g** Line: **Pe4~6** DragMax: **13kg /45°** Price:
Target: **TUNA up to 50kg/ Lure: Plug**



※BRC22.0 is on the end of grip as a standard but you can select aluminum gimbal instead.If you are interested in it, please make inquiries to dealer in your region.



BlueSniper 81/8 Blacky (TUNA Model)

Lt: **2480mm (CL:1775mm)** Wt: **387g** Lure: **45~120g** Line: **Pe6~8** DragMax: **15kg /45°** Price:
Target: **TUNA up to 70kg/ Lure: Plug**



※BRC22.0 is on the end of grip as a standard but you can select aluminum gimbal instead.If you are interested in it, please make inquiries to dealer in your region.



BlueSniper 81/10 Blacky (TUNA Model)

Lt: **2480mm (CL:1775mm)** Wt: **399g** Lure: **50~130g** Line: **Pe8~10** DragMax: **17kg /45°** Price:
Target: **TUNA up to 100kg/ Lure: Plug**



※BRC22.0 is on the end of grip as a standard but you can select aluminum gimbal instead.If you are interested in it, please make inquiries to dealer in your region.



Sizes of rod a. Length from reel foot to end of grip when reel is equipped. b. Whole length of grip.

※This image of 85/4 Canary is prototype



BlueSniper Boat-Casting

BlueSniper 81/2

This model will enable anglers to use lures not previously capable on its predecessor, such as small sardine or 15cm size bait. The flexible tip allows usage on small lures and can still handle fishes up to 10kg. Based on much wider range of lure capacity than previous series, you will be able to match the bait more than ever.

BlueSniper 70/2

This is the short length model with high maneuverability. This is the one that will do great job, whereby the situations that needs you to cast from limited space, such as small boat. The flexible tip enable anglers to cast lures around 15g in rhythmically and landing fish smoothly because of its length.

BlueSniper 79/3

A technical rod by definition, this rod has incredible lure manipulation with a good casting feel. This has a tip section of a class 3 power but a class 4 power butt section. This combination has been very popular since inception in 2014. It has enough power to fight a blue fin tuna up to 20kg or a 10kg blue runner. During testing, we have caught a 40kg blue fin tuna. The potential of this rod is simply beyond imagination.

BlueSniper 75/4

This is the short length model with good casting performance. Anglers will be able to cast lures up to 80g with less force. And we believe that it will be helpful when such a situation where you need to cast from a limited space arise, such as small boat.

BlueSniper 82/4

This rod has a greater range of lures from 30gm to 110gm. When loaded, it bends nicely enabling anglers to land the fish easily. Just like the 79/3 it also performs well as a standard rod for king fish or yellowtail.

BlueSniper 80/5

80/5 has been designed as versatile model to make action of lure importance, when there is tough situation, it handles diving pencil or poppers up to 100gm. The stiffer belly section makes it an effective rod against king fish or trevally.

BlueSniper 82/6

The most powerful model of the Blue Sniper series. it can handle a huge king fish and small GT. We have redesigned the whole rod to handle a greater lifting power but at the same time improving control of lures such as diving pencils. This is the one which enable anglers to lure fish technically, also to keep fish under control and land speedy when they fight.

BlueSniper 81/2

Lt: **2480mm (CL:1830mm)** Wt: **233g** Lure: **15~50g** Line: **Pe2~3** DragMax: **4kg /45°** Price:



BlueSniper 70/2

Lt: **2140mm (CL:1550mm)** Wt: **220g** Lure: **20~60g** Line: **Pe2~3** DragMax: **4kg /45°** Price:



BlueSniper 79/3

Lt: **2365mm (CL:1740mm)** Wt: **263g** Lure: **30~70g** Line: **Pe2~4** DragMax: **5kg /45°** Price:



BlueSniper 75/4

Lt: **2260mm (CL:1670mm)** Wt: **279g** Lure: **30~100g** Line: **Pe3~4** DragMax: **7kg /45°** Price:



BlueSniper 82/4

Lt: **2520mm (CL:1840mm)** Wt: **310g** Lure: **30~110g** Line: **Pe4~5** DragMax: **8kg /45°** Price:



BlueSniper 80/5

Lt: **2440mm (CL:1795mm)** Wt: **333g** Lure: **40~120g** Line: **Pe5~6** DragMax: **10kg /45°** Price:



BlueSniper 82/6

Lt: **2505mm (CL:1820mm)** Wt: **346g** Lure: **50~130g** Line: **Pe5~6** DragMax: **12kg /45°** Price:



Sizes of rod a. Length from reel foot to end of grip when reel is equipped. b. Whole length of grip.



BLUE REEF

BLUEREEF / 4 Line Up / For GT Game

GT game... Although GT bite lure aggressively and fight extremely hard, you will be required to manipulate lure as carefully and delicately as possible to get result.

Of course, rod for GT is required versatility to be adjusted various lures which has been segmetalized to catch selective fish. We have tested these 3 models at tough fields such as southern islands of Japan over and over to shape our ideal of GT rod. Lightness to cast all day long, usability to respond anglers will, toughness and torque to keep initiative ... reconcile these conflicting elements. We dedicate these series to anglers who are pursuing and aiming GT seriously.

2017 New BlueReef 80/8 Dual

This is new model for BLUEREEF series which is named 80/8Dual. This have been designed to be little lighter than 711/10Dual to enable anglers to use light line to cast long distance and to manipulate lure more delicately. You will be noticed some characteristics when you used pencil bait especially and once you hooked huge GT up, you must feel massive power from butt section for sure. You will be surprised that ability of cast and force of restitution which is hidden in blank of 80/8Dual thanks to technology of NANOALLOY® from TORAY. Which means that burden of anglers should be reduced scenically.

2017 New BlueReef 80/8 Dual

NANOALLOY
TECHNOLOGY

Lt: **2495mm (CL:1785mm)** Wt: **400g** (※Proto Model) Lure: **Max160g** Line: **Max Pe8** DragMax: **13kg /45°** Price:
Trget : GT・Yellow Fin Tuna・Large king fish/ Lure :Stick Bait・Popper with small cup face



Sec:2pcs (Grip-Joint) Cb:99.4% G: SIC Ocean Guide(Fuji) RS:DPS20(Fuji) Suitable spinning reel size:DAIWA around #6500 / SHIMANO around #14000~#18000

BlueReef 711/8 StickBait

Lt: **2470mm (CL:1765mm)** Wt: **395g** Lure: **Max 160g** Line: **Max Pe8** DragMax: **13kg /45°** Price:
Trget : GT・Large king fish・Yellow Fin Tuna/ Lure :Stick Bait



Sec:2pcs (Grip-Joint) Cb:95.5% G:SIC Ocean Guide(Fuji) RS:DPS20(Fuji) Suitable spinning reel size:DAIWA around #6500 / SHIMANO around #14000~#18000

BlueReef 711/10 Dual

Lt: **2470mm (CL:1765mm)** Wt: **400g** Lure: **Max 200g** Line: **Max Pe10** DragMax: **15kg /45°** Price:
Trget : GT・Yellow Fin Tuna/ Lure :Stick Bait・Popper with small cup face



Sec:2pcs (Grip-Joint) Cb:95.7% G: SIC Ocean Guide(Fuji) RS:DPS20(Fuji) Suitable spinning reel size:DAIWA around #6500 / SHIMANO around #14000~#18000

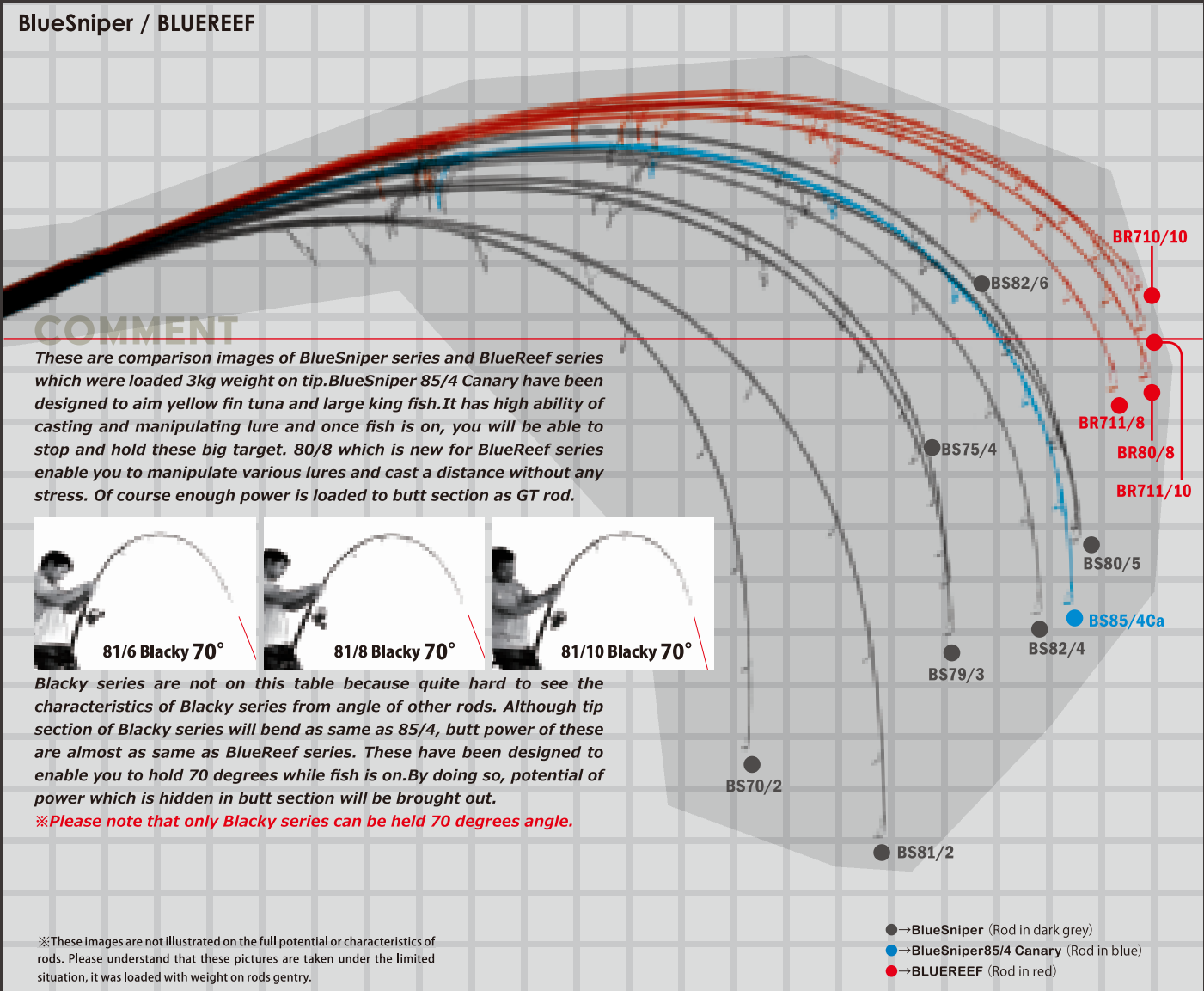
BlueReef 710/10 Chugger

Lt: **2415mm (CL:1705mm)** Wt: **390g** Lure: **Max 220g** Line: **Max Pe10** DragMax: **15kg /45°** Price:
Trget : GT Yellow Fin Tuna / Lure :Popper・Large Stick Bait

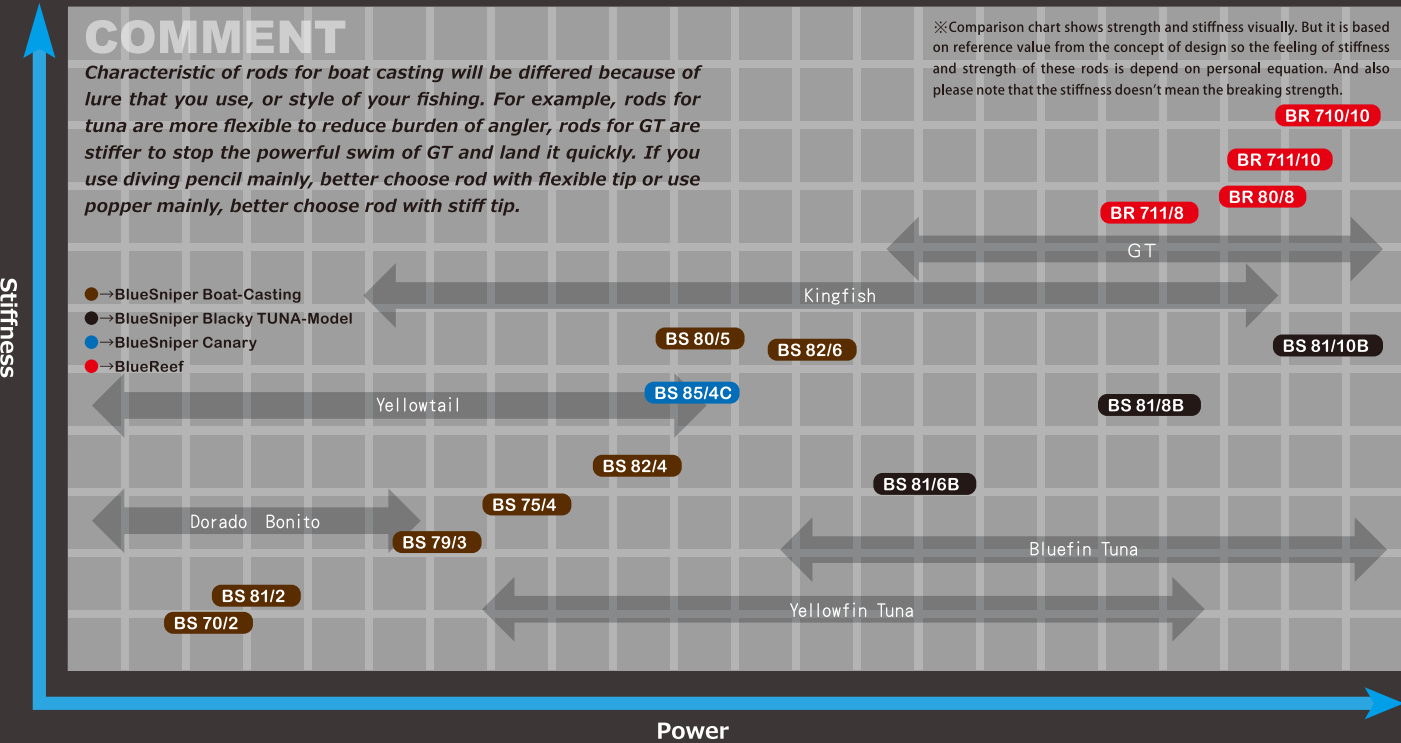


Sec:2pcs (Grip-Joint) Cb:99.2% G:SIC Ocean Guide(Fuji) RS:DPS20(Fuji) Suitable spinning reel size:DAIWA around #6500 / SHIMANO around #14000~#18000

Boat-Casting Model Bending Curve Load 3kg



Boat-Casting Model Comparison Table



Jigging Standard & Slow