



SeaWalk Light Jigging / 6 Line up



You can aim Grunt, Horse mackerel, Blue runner, Rockfish, Sea bream or Hairtail systematically with these line up of Seawalk series. Blanks of light Jigging series have been employed flexibility on tip, high operational performance on belly section and huge power on butt section to keep large fish under control especially when you use Tungsten-jig. The most important factor of "light jigging" with Tungsten-jig is how rod itself make jig swim naturally and shift to let it fall with quick response automatically. Of course it is also important for fine result to sense condition of the sea, then adjust jig weight to your PE line. That is the reason why we have pursued high sensitivity and flexible tip section to let Jig swim naturally. As we have explained already, you do not have to worry if bigger fish than you have expected is on. All models of light jigging series have been loaded enough power to keep huge fish under control.



- SeaWalk Icons** **SLJ** Super Light Jigging ~Jig up to 25g available
- TG** Tungsten-jig
- JIG** Light Jigging
- KABURA** Tairubber
- TAI JIG** Jigging for Red sea bream (Reeling mainly)
- SABEL** SABEL Jigging
- SEABASS JIGGING** Jigging for Seabass
- DEEP** For deep area
- E** For Electric reel

SeaWalk Light Jigging Spinning model

67UL

Price: **SLJ** **TG** **SABEL**

ROD SPEC Lure: Jig 15-40g / Cast Max 25g
Line: PE 0.8

- Length: 2015mm(CL:1570mm) Weight: 102g
- Guide: SiC-S stainless frame K guide(Fuji)
- Section: 2pcs (Grip Joint) Reel Seat: VSS16(Fuji)
- Suitable reel size D:LT2000~2500 / S:2000~C3000

This is the ultra-light class of light-jigging series to aim Grunt, Horse mackerel or else on shallow water with light weight jigs (around 20g). Combination of super fine PE line and Tungsten-jig make super light jigging possible to aim school of Grunt with falling action or Horse mackerel on the very bottom of the sea. And you will be able to cast jigs up to 25g or let jig up to 40g swim naturally in the 40m depth of water without any stress so you can aim variety of target depend on depth of water systematically. It is bent nicely when sea bream over 80cm or blue runner around 5kg without losing initiative.

Target: Blue Runner, Bottom fish, Sea bream Hairtail, Grunt, Horse Mackerel (Aji) Field: up to 40m depth

64L

Price: **TG** **SLJ** **KABURA** **SABEL**

ROD SPEC Lure: Jig 30-80g / Cast Max 35g
Line: PE 0.4-0.8

- Length: 1935mm(CL:1475mm) Weight: 114g
- Guide: SiC-S stainless frame K guide(Fuji)
- Section: 2pcs (Grip Joint) Reel Seat: VSS16(Fuji)
- Suitable reel size D:LT2500~4000C / S:C3000~4000

This is the standard model for light-jigging with Tungsten-jig on inshore. If you wish to cast jig up to 35g compactly or if you wish to cast Tungsten jig or Tai rubber jig to search target widely around 30-60m depth of the sea, belly and butt section which have been loaded moderate stiffness and strength make it possible. Thanks to performance of well-balanced tip and belly section, you can manipulate jig up to 80g on 80m depth of the water and you can keep jig swimming naturally without too much kickback.

Target: Blue Runner • Bottom fish • Sea bream, Hairtail • Grunt • Horse Mackerel (Aji) Field: up to 80m depth

64ML

Price: **TG** **SLJ** **KABURA** **SABEL**

ROD SPEC Lure: Jig 60-120g / Cast Max 50g
Line: PE 0.6-1.2

- Length: 1935mm(CL:1475mm) Weight: 115g
- Guide: SiC-S stainless frame K guide(Fuji)
- Section: 2pcs (Grip Joint) Reel Seat: VSS16(Fuji)
- Suitable reel size D:LT2500~4000C / S:C3000~4000

This is heaviest model of spinning model in this series. It will suit to deep area such as 50m-100m depth or field that current running rapidly. You can cast jig up to 50g. At the situation of vertical and horizontal fishing, you can handle jig up to 120g without any stress. You will notice that strength of butt section of 64ML once bigger fish than you expected is on. Taking advantage of cast ability and falling speed as spinning model, this 64ML will be the huge advantage if you fish on the sea very deep or current running rapidly.

Target: Blue Runner • Bottom fish • Sea bream • Hairtail Field: up to 100m depth

SeaWalk Light Jigging Overhead reel model

B66L

Price: **TG** **SABEL** **SEABASS JIGGING** **KABURA** **JIG**

ROD SPEC Lure: Jig 40-80g Line: PE 0.6-1

- Length: 1985mm(CL:1525mm) Weight: 131g
- Guide: SiC-S stainless frame K guide(Fuji)
- Section: 2pcs (Grip Joint) Reel Seat: PULS17(Fuji)
- Suitable reel size D:100~200 / S:100~300

This 66L have employed high versatility to fish with Tungsten-jig on 20m-50m depth of the sea. It will good to be used for Tairubber game thanks to its flexible tip section and belly section which have moderate stiffness with high sensitivity to let you notice vital information or slightly changes of current. If you wish to aim Hair tail or Sea bass on bay area and try not to let jig move too much, this 66L will make it easier than other models for sure.

Target: Blue Runner • Bottom fish • Sea bream • Hairtail • Seabass Field: Jig - up to 50m depth / Tairubber - up to 100m depth

B66ML

Price: **TG** **SABEL** **KABURA** **JIG** **SEABASS JIGGING**

ROD SPEC Lure: Jig 40-120g Line: PE 0.8-1.2

- Length: 1985mm(CL:1525mm) Weight: 131g
- Guide: SiC-S stainless frame K guide(Fuji)
- Section: 2pcs (Grip Joint) Reel Seat: PULS17(Fuji)
- Suitable reel size D:100~200 / S:100~300

66ML have characteristic to cover wide range of depth of the sea (30m-80m) thanks to its well-balanced sensitiveness and powerfulness. Even you fish with Tungsten-jig, you will never lose response speed of jerk taking advantage of high sensitivity and manipulate ability thanks to characteristics of overhead model. It is also good to be used for Tairubber game in deep area (80m-100m) or current running rapidly.

Target: Blue Runner • Bottom fish • Sea bream • Hairtail • Seabass Field: Jig - up to 80m depth / Tairubber - up to 100m depth

B65M

Price: **TG** **SABEL** **JIG**

ROD SPEC Lure: Jig 60-150g Line: PE 0.8-1.5

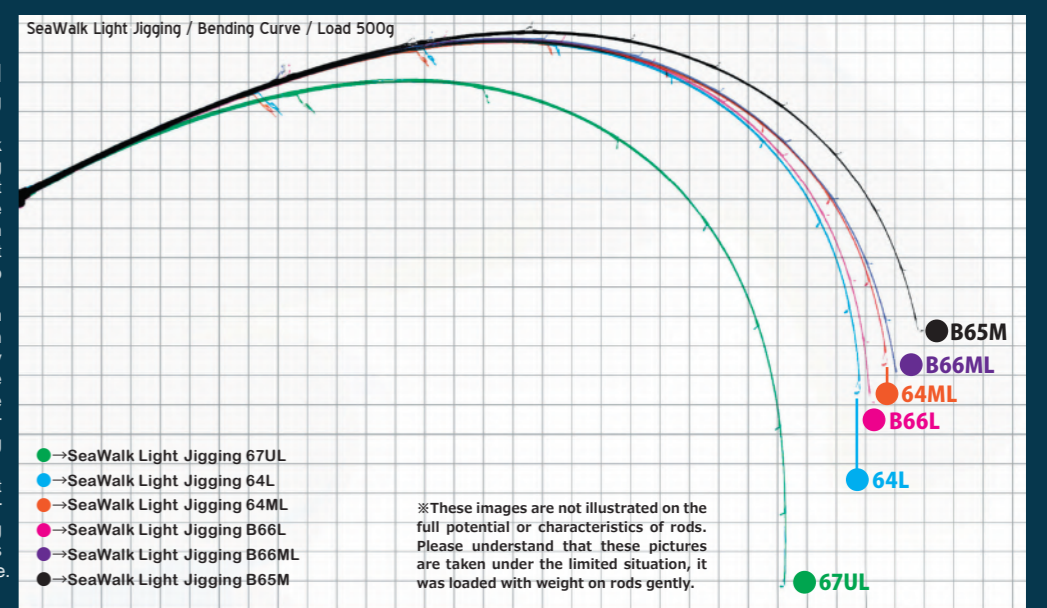
- Length: 1960mm(CL:1490mm) Weight: 128g
- Guide: SiC-S stainless frame K guide(Fuji)
- Section: 2pcs (Grip Joint) Reel Seat: PULS17(Fuji)
- Suitable reel size D:100~200 / S:100~300

This 65M is the most powerful model of light-jigging series which is good to be fished in high population of blue runner. Compared to other models of light-jigging series, it have been loaded little stiffer blank than other and you can enjoy manipulating jig manually with this 65M at your will. You can handle 80g-150g of Tungsten-jig comfortably with it. If you are going to fish in 100m depth of water or rapid area with fine line, we recommend you to take this 65M.

Target: Blue Runner • Bottom fish • Sea bream • Hairtail Field: up to 100m depth

SeaWalk Light Jigging Spinning & Overhead reel Model Load 500g

These are comparison images of "SeaWalk Light-jigging" series which are loaded 500g weight on tip. Common characteristics of light Jigging series are that tip section which have been employed flexibility, belly section which have high operational performance and butt section which have been loaded huge power to keep large fish under control. Although these are suited to let jig swim naturally, if you chose more powerful model in this series, you will be able to jerk in steady rhythm thanks to moderate stiffness on the blanks. Blanks of spinning and overhead are totally different even if they are in same power class. Common characteristic of Light-jigging series is tough butt section. Even though 67UL is bent well, enough butt power is on it. Enough power to aim fish over 5kg is loaded on all of blanks for Light-jigging series. Please select power class depends where you fish on or how heavy jig you choose.



SeaWalk Comparison Table

				LJB65M	TJ63M
			LJ64ML		
			LJB66ML		TR68ML
		LJB66L		TR68L	
		LJ64L	TR60ML		
	TR61L			TJ611ML	
				TJ75ML	
TR65UL		LJ67UL			

※Comparison chart shows strength and stiffness visually. But it is based on reference value from the concept of design so the feeling of stiffness and strength of these rods is depend on personal equation. And also please note that the stiffness doesn't mean the breaking strength.

Although all 6 models of Light jigging have enough power to aim fish over 5kg is loaded on blanks, comparison table shows you the power includes feeling of manipulations. That means you can handle lighter jig with lighter models. Also you will be able to fight and land on red sea bream over 80cm with Tairubber and Tai jigging series. Sensitiveness of models which are higher power on this chart table is higher when you use it in fast current. Please note that "power" on this chart is not just stands for availability to catch big fish. That meant the models which are on higher power are good to be used at deep water or fast current.



SeaWalk Tai-Model / 8 Line up

Tairubber & Taijigging Category



The lure game targeting snappers with Tai-Rubber and Tai-jigs require the use of light lines to reduce the effect of water pressure and strong currents. The unique style of fishing will be productive with the Tai-rubber one day and only bite Tai-jigs on another. That's why people are so attracted to this snapper game and the reason for the development of our lineup of models.

The SeaWalk Tai-rubber models are highly sensitive to efficiently transmit the subtle changes in the current and pursuit of fish through the blank. The flexible tip will lead to a proper bite and the strong butt section will allow anglers to go head-to-head with the biggest of snappers out there.

In contrast, the SeaWalk Tai-jig models are built to lightly maneuver the jigs with ease and then powerful belly and butt section will successfully set hook in the hard mouth of the snapper.



SeaWalk Tairubber

65UL Tairubber

Lure: Max 80g Line: PE ~0.8

- Length: 1950mm
- Weight: 119g
- Guide: SiC-S stainless frame K guide(Fuji)
- Section: 1pc
- Reel Seat: TCS16(Fuji)
- Suitable reel size: D:100~200 / S:100~200



The softest tip of the series belongs to this model, yet the belly to butt section holds decent power against any snapper. Both vertical or drift jigging can be used. When faced with rough seas this 6ft 5in length rod won't get in your way.

61L Tairubber

Lure: Max 80g Line: PE ~1

- Length: 1850mm
- Weight: 125g
- Guide: SiC-S stainless frame K guide(Fuji)
- Section: 1pc
- Reel Seat: TCS16(Fuji)
- Suitable reel size: D:100~200 / S:100~200



This basic model is equipped with a highly sensitive blank and a soft tip that will not spook the fish during a bite. The responsive action of the butt ensures proper hook-up on the tough part of the snapper's mouth.

60ML Tairubber

Lure: Max 100g Line: PE ~1.2

- Length: 1825mm
- Weight: 127g
- Guide: SiC-S stainless frame K guide(Fuji)
- Section: 1pc
- Reel Seat: TCS16(Fuji)
- Suitable reel size: D:100~200 / S:100~200



Unlike other super stiff rods in the market, the butt section of this rod will follow through the unexpected thrashing of the fish thus reducing bust off and hook failure. Anglers can confidently battle a snapper over 80cm.

68L Tairubber

Lure: Max 100g Line: PE ~1.2

- Length: 2070mm (CL: 1610mm)
- Weight: 163g
- Guide: SiC-S stainless frame K guide(Fuji)
- Section: 2pcs (Grip Joint)
- Reel Seat: TCS16(Fuji)
- Suitable reel size: D:100~200 / S:100~200



This is the utility model to cover waters from coastal to open sea. You will be able to set the hook on easily without putting any stress on fish because of its tip section which have been loaded exquisite flexibility. Belly and butt section have been designed to be tenacious so that it will cover not only small one in shallow area but also trophy fish in deep area.

68ML Tairubber

Lure: Max 150g Line: PE ~1.5

- Length: 2070mm (CL:1610mm)
- Weight: 167g
- Guide: SiC-S stainless frame K guide(Fuji)
- Section: 2pcs (Grip Joint)
- Reel Seat: TCS16(Fuji)
- Suitable reel size: D:100~200 / S:100~200



This have been loaded more power on section from belly to butt than 68L while taking over sensitive tip section of 68L. Anglers will be able to sense the small contact of fish or slightly changes of current even when you fish on the water where rapid current or tough and deep area where have to be used lure more than 100g because of its ability of high response on the blank.

SeaWalk Taijigging

75ML Taijigging

Lure: Jig 20~100g Line: PE 0.6~1.5

- Length: 2280mm (CL:1800mm)
- Weight: 129g
- Guide: SiC-S stainless frame K guide(Fuji)
- Section: 2pcs (Grip Joint)
- Reel Seat: IPS16(Fuji)
- Suitable reel size: D:LT2500~4000C / S:C3000~4000



This is of course good for not only generalized wind fishing but also good for pursuing the potential of jigging game of red sea bream. This is good to be fishing with jig weight 20g~100g and you will be able to do long lift & fall taking advantage of its length. This have been loaded high versatility to cover various ways of fish, to cover seasons from early summer to late fall and to cover shallower than 30m depth of the sea to catch red sea bream.

611ML Taijigging

Lure: Jig 40~120g Line: PE 0.8~1.5

- Length: 2130mm (CL:1650mm)
- Weight: 125g
- Guide: SiC-S stainless frame K guide(Fuji)
- Section: 2pcs (Grip Joint)
- Reel Seat: IPS16(Fuji)
- Suitable reel size: D:LT2500~4000C / S:C3000~4000



This is the basic model of SeaWalk Tai Jigging series. This is good to be used with jig weight 40g~120g which is basic weight for Red Sea Bream jigging. You will be able to wind jig comfortably and set the hook easily. The potential of this 611ML will come out when you use it on spawning season in spring, fish at deep areas such as 50m depth of the sea or where the rapid current. We think this is the one for anglers no matter if you are a beginner or expert.

63M Taijigging

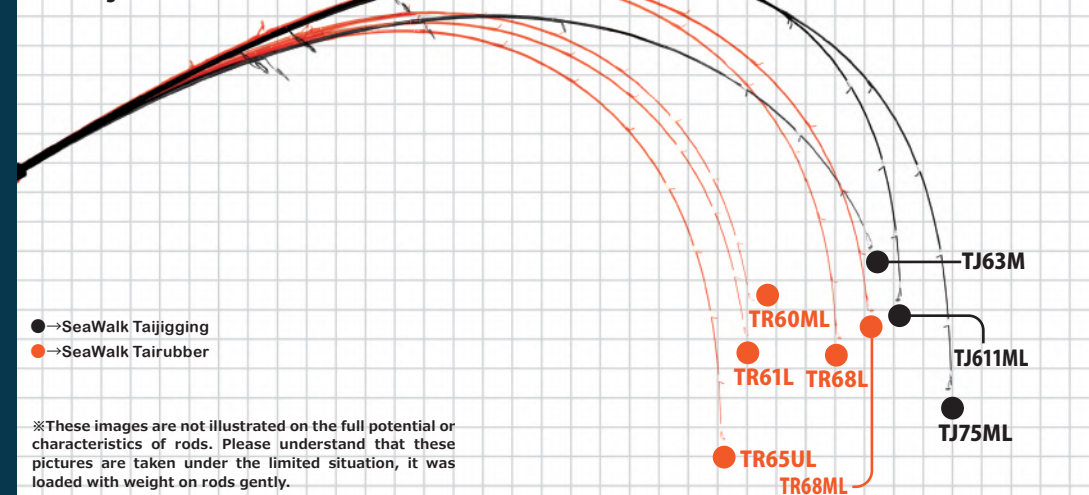
Lure: Jig 60~150g Line: PE 1~2

- Length: 1910mm
- Weight: 127g
- Guide: SiC-S stainless frame K guide(Fuji)
- Section: 1pc
- Reel Seat: IPS16(Fuji)
- Suitable reel size: D:LT2500~5000C / S:C3000~4000



This is for you to pull big snapper out from deep and capture the tough situation. This shortest rod in this series enables you to use 150g maximum without losing manipulation performance. Nice & sensitive tip section will set hook on the mouth of snapper, tough and powerful belly and butt section will keep monster snapper under control and pull it up to surface quickly.(Able to aim Trevally, Blue runner or Rock fish up to 5kg)

SeaWalk Taijigging & Tairubber Spinning & Overhead reel Model Load 500g



These are comparison images of SeaWalk series which are loaded 500g weight on tip. Bending curve of 63M seems different from other models. It is caused by 1 piece design of 63M. Butt section of 63M seems little weaker than others from this chart because it is designed to be bent the whole blank very smoothly to hunt monster red sea bream. 68L and 68ML of Tairubber model which is selected grip joint style are for deep and rapid current area to be taken advantage of strong butt section. If you fish deeper than 50m with heavier than 100g without losing sensitivity we recommend you to take 68L or 68ML.



※These images are not illustrated on the full potential or characteristics of rods. Please understand that these pictures are taken under the limited situation, it was loaded with weight on rods gently.



Kingfish

Yellowtail

Boat Casting

Tuna

GT



BlueSniper for Tuna Game / 4 Line up

Boat Casting

The BlueSniper boat casting series for Tuna are especially built to target Bluefin Tuna and Yellowfin Tuna. The overwhelming speed and torque of the Tuna will lead to a prolonged fight if your target takes initiative of the fight. It is absolutely imperative to continuously apply pressure on the fish by fully loading the blank with the full weight of the fish and the blank is designed to do exactly this. All models also possess outstanding castability to shoot out the lures into feeding Tuna.



BlueSniper for Tuna Game

- BlueSniper for Tuna Game Icons**
- TUNA** Yellow&Blue fin tuna M stand for Medium (Yellow fin mainly) L & XL stand for huge tuna
 - KING FISH** Kingfish L stand for Large
 - BLUE RUNNER** Bluerunner
 - GT** GT
 - LARGE BOAT** Large boat
 - MEDIUM BOAT** Midsized boat
 - PLUG** Plugs
 - SMALL MOUTH** Small mouth popper

85/4 Canary

Lure: 25-100g Line: PE 3-5
Drag Max: 8kg/45°

- Length: 2570mm(CL:1860mm) Weight: 339g
- Guide: SIC-S stainless frame K guide+SIC Ocean Guide(Fuji)
- Section: 2pcs (Grip Joint) Reel Seat: DPS20/BACK STOP Double Nut(Fuji)
- Suitable reel size D: 4500~5500 / S·D: 8000~14000



More details

This is multiple and lighter model of Blacky series. As you can notice from "Canary" the name of 85/4, when you aim canary-colored fish as such as yellow fin tuna or kingfish, it will be the perfect partner of you. And you will be able to get enough distance to aim large fish with small lure such as less than 30g. When you do not want fish to run as it likes, powerful butt section will help you to stop the sudden run of lively fish and to pull it to surface quicker than you thought.



81/6 Blacky

Lure: 30-110g Line: PE 4-6
Drag Max: 13kg/45°

- Length: 2480mm(CL:1775mm) Weight: 378g
- Guide: SIC Ocean Guide(Fuji)
- Section: 2pcs (Grip Joint) Reel Seat: DPS20/BACK STOP Double Nut(Fuji)
- Suitable reel size D: 5000~5500 / S·D: 14000



More details

This is primarily a light tuna rod that enable to cast smaller lures which closely mimics actual baitfish. You can cast a small lure weighing 30g but it also has enough power to wrestle a tuna around 50kg. The same performance as currently blacky series, it has been designed to be bent nicely, and will correspond with the sudden run of big tuna, and to reduce the burden of anglers.



81/8 Blacky

Lure: 45-120g Line: PE 6-8
Drag Max: 15kg/45°

- Length: 2480mm(CL:1775mm) Weight: 387g
- Guide: SIC Ocean Guide(Fuji)
- Section: 2pcs (Grip Joint) Reel Seat: DPS20/BACK STOP Double Nut(Fuji)
- Suitable reel size D: 6500 / S·D: 14000~20000



More details

This has been designed as a versatile tuna rod which can cast not only small lures matching the size of sardines but also medium lures size of Dorado or baby yellow tail. Although the belly section will be bent and enable you to hold it with 70° of angle, it will still has enough power to pull up a tuna to the surface. Of course, you can use this 81/8 for large king fish without losing initiative.



81/10 Blacky

Lure: 50-130g Line: PE 8-10
Drag Max: 17kg/45°

- Length: 2480mm(CL:1775mm) Weight: 399g
- Guide: SIC Ocean Guide(Fuji)
- Section: 2pcs (Grip Joint) Reel Seat: DPS20/BACK STOP Double Nut(Fuji)
- Suitable reel size D: 6500 / S·D: 14000~20000



More details

Rated at Pe 10 class for power, this rod targets big tunas around 100kg. The blank has more power than the 81/8 to enable casting lures up to 160g. Like the Blacky series, it bends nicely when loaded to endure the violent runs of tunas. 4ways carbon material are used on the butt section to reduce twisting of the blanks and adding another advantage during fights with big tuna.



About exchange of Blacky's grip end ※BRC22.0 is on the end of grip as a standard but you can select aluminum gimbal instead. If you are interested in it, please make inquiries to dealer in your region.



BlueSniper / 7 Line up

Boat Casting



The BlueSniper boat casting models are designed for all anglers to be able to easily cast and fight large species inhabiting the deep blue. In order to enjoy the boat casting game to target small-large Bluerunners, Kingfish and Tuna, it is vital for anglers to choose the right tackle balance which match your target size and fishing conditions. The lineup of the BlueSniper boat casting series have a vast array of models suitable from small Kayaks to even large charter boats. For all models, the common characteristics we pursued was light casting feel and the ability to easily fully load the rod with your weight. These characteristics will surely be of advantage to you in the challenging off-shore boat game.



BlueSniper Icons

- Kayak
- Small boat
- Midsize boat
- Large boat
- Under Cast
- Plugs
- Small mouth popper
- Minnow
- Bonito
- Blue runner
- Kingfish
- Trevally
- Tuna

Yellow&Blue fin tuna
M stand for Medium (Yellow fin mainly)
L & XL stand for huge tuna

81/2

Price:

ROD SPEC Lure: 15~50g Line: PE 2-3
Drag Max: 4kg/45°

- Length: 2480mm(CL:1830mm) Weight: 233g
- Guide: SiC-S stainless frame K guide(Fuji) Section: 2pcs (Grip Joint)
- Reel Seat: DPS18/BACK STOP Double Nut(Fuji)
- Suitable reel size: D:3500~4000 / S:6000

This model will enable anglers to use lures not previously capable on its predecessor such as small sardine or 15cm size bait. The flexible tip allows usage on small lures and can still handle fish up to 10kg. Based on much wider range of lure capacity than previous series, you will be able to match the bait more than ever.

Target: Migratory fish less than 10kg, Blue-runner

70/2

Price:

ROD SPEC Lure: 20~60g Line: PE 2-3
Drag Max: 4kg/45°

- Length: 2140mm(CL:1550mm) Weight: 220g
- Guide: SiC-S stainless frame K guide(Fuji)
- Section: 2pcs (Grip Joint) Reel Seat: DPS18/BACK STOP Double Nut(Fuji)
- Suitable reel size: D:3500~4000 / S:6000

This is the short length model with high maneuverability. This is the one that will do great job, whereby the situations that needs you to cast from limited space such as small boat. The flexible tip enable anglers to cast lures around 15g in rhythmically and landing fish smoothly because of its length.

Target: Migratory fish less than 10kg, Blue-runner

72/3

Price:

ROD SPEC Lure: 30~60g Line: PE 2-3
Drag Max: 5kg/45°

- Length: 2210mm(CL:1655mm) Weight: 222g
- Guide: SiC-S stainless frame K guide(Fuji)
- Section: 2pcs (Grip Joint) Reel Seat: DPS18/BACK STOP Double Nut(Fuji)
- Suitable reel size: D:3500~4000 / S:4000~6000

This is medium power class model which is easy to handle. If you aim bonito or other blue runner kind off the pleasure boat or kayak, you will be satisfied with handling ability and response speed of blanks. This is for the angler who feel that 79/3 is too strong or 70/2 is too mild. We believe that flexible and sensitive tip section of 72/3 let you manipulate small pencil bait or small cup mouth diving popper as like as your extended arm.

Target: Migratory fish less than 10kg, Blue-runner

79/3

Price:

ROD SPEC Lure: 30~70g Line: PE 2-4
Drag Max: 5kg/45°

- Length: 2365mm(CL:1740mm) Weight: 263g
- Guide: SiC-S stainless frame K guide+SiC Ocean Guide(Fuji)
- Section: 2pcs (Grip Joint) Reel Seat: DPS18/BACK STOP Double Nut(Fuji)
- Suitable reel size: D:4000~4500 / S: D:6000~8000

A technical rod by definition, this rod has incredible lure manipulation with a good casting feel. This has a tip section of a Pe 3 class but a Pe 4 class butt section. This combination has been very popular since inception in 2014. It has enough power to fight a blue fin tuna up to 20kg or a 10kg blue runner. During testing, we have caught a 40kg bluefin tuna. The potential of this rod is simply beyond imagination.

Target: Migratory fish less than 15kg, Blue-runner, TUNA

75/4

Price:

ROD SPEC Lure: 30~100g Line: PE 3-4
Drag Max: 7kg/45°

- Length: 2260mm(CL:1670mm) Weight: 279g
- Guide: SiC-S stainless frame K guide+SiC Ocean Guide(Fuji)
- Section: 2pcs (Grip Joint) Reel Seat: DPS18/BACK STOP Double Nut(Fuji)
- Suitable reel size: D:4000~4500 / S: D:6000~8000

This is the short length model with good casting performance. Anglers will able to cast lures up to 80g with less force. And we believe that it will be helpful when you are in situation that your are required to cast from a limited space such as small boat.

Target: Migratory fish less than 15kg, Blue-runner, TUNA

82/4

Price:

ROD SPEC Lure: 30~110g Line: PE 4-5
Drag Max: 8kg/45°

- Length: 2520mm(CL:1840mm) Weight: 310g
- Guide: SiC-S stainless frame K guide+SiC Ocean Guide(Fuji)
- Section: 2pcs (Grip Joint) Reel Seat: DPS20/BACK STOP Double Nut(Fuji)
- Suitable reel size: D:4500~5500 / S: D: 8000~14000

This rod has a greater range of lures from 30gm to 110gm. When load applied, it bends nicely enabling anglers to land the fish easily. Just like the 79/3, it also performs well as a standard rod for kingfish or yellowtail.

Target: Migratory fish less than 20kg, Blue-runner, TUNA

82/6

Price:

ROD SPEC Lure: 50~130g Line: PE 5-6
Drag Max: 12kg/45°

- Length: 2505mm(CL:1820mm) Weight: 346g
- Guide: SiC Ocean Guide(Fuji)
- Section: 2pcs (Grip Joint) Reel Seat: DPS20/BACK STOP Double Nut(Fuji)
- Suitable reel size: D:5000~5500 / S: D:14000

The most powerful model of the Blue Sniper series. it can handle a huge kingfish and small GT. We have redesigned the whole rod to handle a greater lifting power but at the same time improving control of lures such as diving pencils. This is the one which enable anglers to lure fish technically, and also to keep fish under control and land speedy when they fight.

Target: Migratory fish less than 25kg, Blue-runner, TUNA

BLUE REEF 80/8 Dual
LURE MAX : 160g LINE MAX : PE8

BLUE REEF

GT Game / 4 Line up



GT game... Although GT bite lure aggressively and fight extremely hard, you will be required to manipulate lure as carefully and delicately as possible if you want to get result.

Of course, rod for GT is required versatility to be adjusted various lures which has been segmetalized to catch selective fish. We have tested these 3 models at tough fields such as southern islands of Japan over and over to shape our ideal of GT rod. Lightness to cast all day long, usability to respond anglers will, toughness and torque to keep initiative...reconcile these conflicting elements. We dedicate these series to anglers who are pursuing and aiming GT seriously.



- BLUE REEF Icons
- GT
- TUNA
- Midsize tuna
- Large kingfish
- PLUG
- Large plugs
- POPPE
- Mid~Large mouth Popper
- SMALL MOUTH
- Small mouth popper
- MINNOW
- Heavy minnow

711/8 StickBait

Lure: Max 160g Line: Max PE 8
Drag Max: 13kg/45°

- Length: 2470mm(CL:1765mm) Weight: 395g
- Guide: SiC Ocean Guide(Fuji)
- Section: 2pcs (Grip Joint) Reel Seat: DPS20(Fuji)
- Suitable reel size D: 6500 / S-D: 14000~18000



This is the model which is good at manipulating diving pencil sensitively as "Stick Bait" suggests. It has been loaded flexibility on tip section to manipulate diving pencil without popping it out of surface not only at short stroke action but also long stroke action... Keep fish under control at your own will with butt section which has been loaded enough toughness. This will be recommended for not only GT but also for huge kingfish or yellowfin tuna.



80/8 Dual

Lure: Max 160g Line: Max PE 8
Drag Max: 13kg/45°

- Length: 2495mm(CL:1785mm) Weight: 373g
- Guide: SiC Ocean Guide(Fuji)
- Section: 2pcs (Grip Joint) Reel Seat: DPS20(Fuji)
- Suitable reel size D: 6500 / S-D: 14000~18000



This has been designed to be little lighter than 711/10Dual to enable anglers to use light line to cast long distance and to manipulate lure more delicately. You will be noticed some characteristics when you used pencil bait especially and once you hooked huge GT up, you must feel massive power from butt section for sure. You will be surprised that ability of cast and force of restitution which is hidden in blank of 80/8Dual thanks to technology of NANOALLOY® from TORAY. Which means that burden of anglers should be reduced scenically.




711/10 Dual

Lure: Max 200g Line: Max PE 10
Drag Max: 15kg/45°

- Length: 2470mm(CL:1765mm) Weight: 400g
- Guide: SiC Ocean Guide(Fuji)
- Section: 2pcs (Grip Joint) Reel Seat: DPS20(Fuji)
- Suitable reel size D: 6500 / S-D: 14000~18000



This is high power model of 711/8. Even though this is for diving pencil mainly, It has been designed to be little more stiffer than 711/8 so it will cover various action as such as casting large lure heavier than 100g for long distance or manipulating popper with small face cup. Belly section of it will absorb the weight of fish to reduce physical burden of anglers and angler will be able to lift huge fish while loading angler's weight thanks to that tough butt section. This will be recommended to anglers who requires that one for both diving pencil and small face cup popper.



710/10 Chugger

Lure: Max 220g Line: Max PE 10
Drag Max: 15kg/45°

- Length: 2415mm(CL:1705mm) Weight: 390g
- Guide: SiC Ocean Guide(Fuji)
- Section: 2pcs (Grip Joint) Reel Seat: DPS20(Fuji)
- Suitable reel size D: 6500 / S-D: 14000~18000



Most powerful model in BlueReef series. Design of this blank enable anglers to manipulate from large diving pencil to popper with large cup face. Because of toughness and stiffness loaded on this blank, anglers have to load their weight on the rod while fighting. But if you could do that properly, it will be your reliable arm for sure. Even you are manipulating lure in long distance, you will be able to handle it at your own will as directly as if it is nearby.




BlueSniper & BLUE REEF

BlueSniper & BLUE REEF / Bending Curve / Load 3kg

Load 3kg

- BlueSniper (Rod in Black)
- BlueSniper85/4 Canary (Rod in Yellow)
- BlueSniper Blacky (Rod in Red)
- BLUE REEF DUAL (Rod in Green)
- BLUE REEF (Rod in Blue)



These are comparison images of BlueSniper series and BlueReef series which were loaded 3kg weight on tip.

New Bluesniper 72/3 have been designed to aim bonito, cero or yellow tail from small boat or kayak.

Although 79/3 looks more powerful than 72/3, the target which can be aimed with 79/3 is bigger as such as yellowfin tuna or king fish so please note that design and concept of those two are different.

Although Blacky series for tuna bend like rod for Pe6 even if it is Pe10 class, butt power of these are almost as same as BlueReef series. These have been designed to enable you to hold 70 degrees while fish is on. By doing so, potential of power which is hidden in butt section will be brought out.

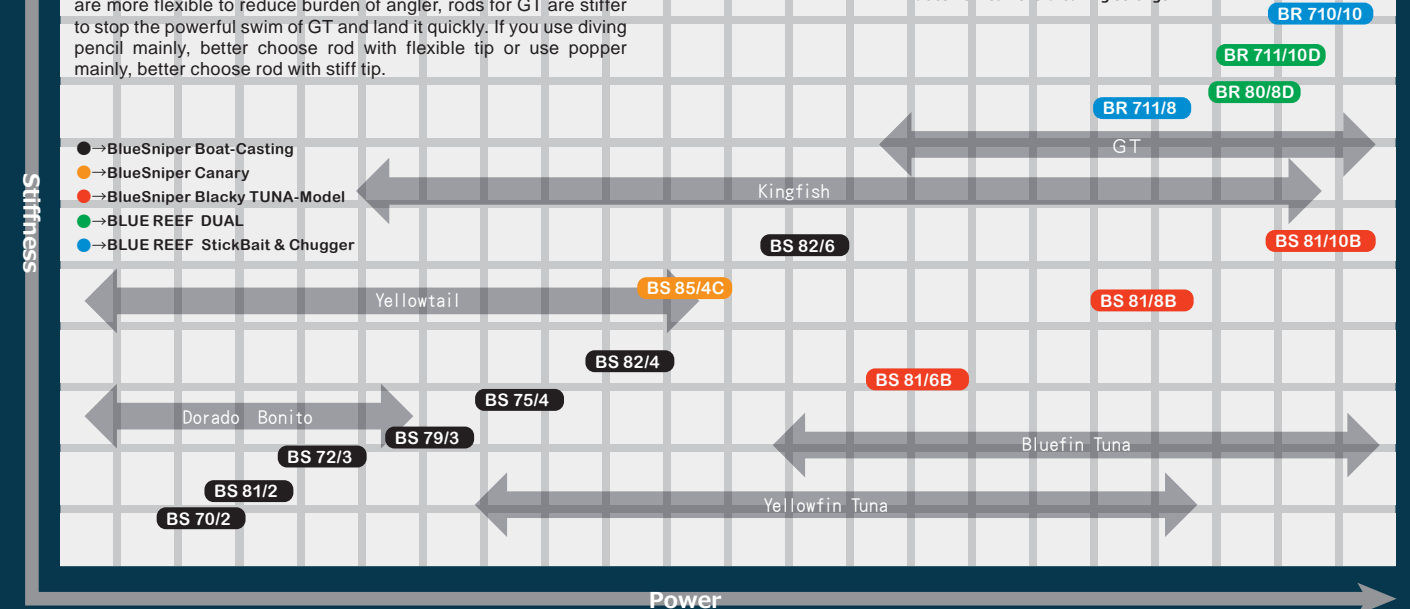
※Please note that only Blacky series can be held 70 degrees angle.

※These images are not illustrated on the full potential or characteristics of rods. Please understand that these pictures are taken under the limited situation, it was loaded with weight on rods gently.

Boat-Casting Model Comparison Table

Characteristic of rods for boat casting will be differed because of lure that you use, or style of your fishing. For example, rods for tuna are more flexible to reduce burden of angler, rods for GT are stiffer to stop the powerful swim of GT and land it quickly. If you use diving pencil mainly, better choose rod with flexible tip or use popper mainly, better choose rod with stiff tip.

※Comparison chart shows strength and stiffness visually. But it is based on reference value from the concept of design so the feeling of stiffness and strength of these rods is depend on personal equation. And also please note that the stiffness doesn't mean the breaking strength.





Triceptor

3pcs Pac Rod / 4 Line up



Triceptor series have been developed as 3pieces pack rod for your expedition. Compact sticks with enough power to keep monster fish under control and high portability will not let you worry about fishing in place where you have never been to. Wide range of capacity of lure have been set on both 65ML and 68M to adjust the situation you will face on fishing trip. Durability and toughness are hidden in these 3 pieces of blanks with lightness, sharpness and sensitivity.

65ML /3pcs

Price:

ROD SPEC Lure: Max 28g Line: Max 20lb
 ●Length: 1975mm(CL:695mm) ●Weight: Spinning 109g / Overhead 125g
 ●Guide : SIC-S Stainlee flame K guide(Fuji) ●Joint : 3pcs (Spigot ferrule)
Spinning Model
 ●Reel seat : VSS17(Fuji) Suitable reel size D: LT2500~4000C / S: 3000
Overhead Reel Model
 ●Reel seat : PTS17(Fuji) Suitable reel size: D:1000~2000 / S:200

This 65ML 3pcs pack rod have been designed to let you cast small sized lure without any stress. Thanks to flexibility on tip and belly section, it is easy to make various kind of action such as combinations of jerking and twitching. Almost same power as 68M have been loaded on butt section, so you do not have to worry about unexpected huge fish. Although this is expedition rod for monster fish such as Barramundi, Toman or peacock bass, suits to seabass game off the boat, rockfish game or light game off the rocky shore.



68M /3pcs

Price:

ROD SPEC Lure: Max 35g Line: Max 25lb
 ●Length: 2035mm(CL:715mm) ●Weight: Spinning 127g / Overhead 131g
 ●Guide : SIC-S Stainless flame K guide (Fuji) ●Joint : 3pcs (Spigot ferrule)
Spinning Model
 ●Reel seat : VSS17(Fuji) Suitable reel size D: LT4000C / S: 4000
Overhead Reel Model
 ●Reel seat : PTS17(Fuji) Suitable reel size: D: 1000~2000 / S: 200

This is the one for expedition to aim monstrous fish such as Barramundi or Toman. If you are involved in long draw-out battle with monstrous fish, you will not lose your initiative at all. Compared to 65ML, 68M have been designed to be little stiffer and sharper so you can get more accuracy and keep more concentration when you have to choose large and heavy lure. This 68M enable you to manipulate various kind of lures to aim not only target in fresh water but also target in salt water such as small trevally or dolphin fish.



TAKO KING

/ 1 Line up Octopus Game



79 Extra Heavy type

Price:

ROD SPEC Lure: Max 50号(190g) Line: Max PE 10
 ●Length: 2370mm(CL:1830mm) ●Weight: 295g
 ●Guide: SIC Ocean guide (Fuji) ●Joint: 2pcs (Grip joint)
 ●Reel seat : T-DPS20(Fuji) ●Suitable reel size: D:10~30 / S:300~400

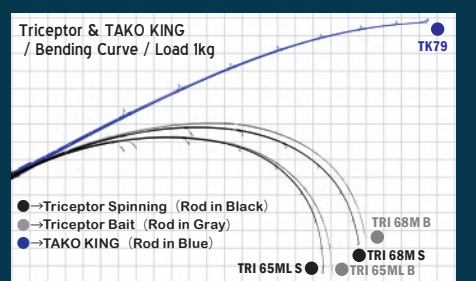
This have been loaded enough power to pull octopus over 1kg out aggressively and strength on tip section to manipulate lure heavier than 75g at your own will. This is not just stiff stick of course, but this is the rod which enable anglers to cast lure weight 75g comfortably. This will be good for searching octopus with falling lure vertically on wharf of port at night or explore widely with long casting at field where scree on the bottom.



- Triceptor TAKO KING Icons**
- Expedition Carry-on luggage
 - 3PCS Multi PCS rod
 - Seabass
 - Black Sea Bream
 - Rockfish
 - Lure for octopus
 - Octopus
 - Snakehead
 - Boat fishing

Triceptor & TAKO KING Load 1kg

Here is an illustration of the Triceptor and TAKO KING with a static load of 1kg. You can see that the TAKO KING rod has barely bent with the 1kg load as it is not that vital for the rod to bend when using Octopus rigs. The 3 piece Triceptor is a stiff rod which is highly durable and sharp. It is not only great for land-based but also ideal for the off-shore rock-fish game. We have 2 power classes of ML and M with both spinning and bait-casting models respectively. The blanks of the bait-casting models are the same as the spinning models but you can see the difference in the bending curve due to the different settings of the components.




Expedition

Octopus

Trout

Stream





Lupus 61



Lupus / 6 Line up

Trout Game



Lupus Mountain Stream Model

51 Mountain Stream Model

Lure: 1-7g Line: 2-6lb Class

- Length: 1575mm(CL:850mm) Weight: 78g
- Guide:TZ Titanium frame K Guide+Top Guide:Flange Ring Guide(Fuji)
- Section:2pcs (Spigot Ferrule) Reel seat :Original Wood grain sheet



Grip a.155mm | b.270mm | Spinning Model

Field: Mountain stream

This is short length trout rod to perform at its full potential on the mountain stream as known as small and varied. We have been loaded high ability of cast and manipulation of lure to fish on headwaters of mountain stream where the tough for anglers. You will be able to cast comfortably and once you have hooked fish up no matter how big it is, you will be fascinated with power and beautiful bending curve. It will be also recommended if you fish on the river where restricted area such as narrow and bushy in summer time.

Price:

61 Mountain Stream Model

Lure: 2-10g Line: 3-8lb Class

- Length: 1855mm(CL:960mm) Weight: 85g
- Guide:TZ Titanium frame K Guide+Top Guide:Flange Ring Guide(Fuji)
- Section:2pcs (Spigot Ferrule) Reel seat :Original Wood grain sheet



Grip a.200mm | b.315mm | Spinning Model

Field: Mountain stream

This is the basic length model to cover various situation on the river. One of the remarkable characteristic of Lupus 61 is wide range of use of lures to search selective trout in various ways. You will be able to cast lightly without any stress while being loaded enough power on butt section to keep large trout under control. We believe that you will never leave it behind when you go to fish because of potential within blanks.

Price:

71 Mountain Stream Model

Lure: 3-12g Line: 4-10lb Class

- Length: 2170mm(CL:1110mm) Weight: 96g
- Guide:TZ Titanium frame K Guide+Top Guide:Flange Ring Guide(Fuji)
- Section:2pcs (Spigot Ferrule) Reel seat :Original Wood grain sheet



Grip a.235mm | b.355mm | Spinning Model

Field: Mountain stream

This is the one for wide and deep river. This is well balanced middle length trout rod which is good to be used at not only just wide area but also pool or back water of dam. You will keep large trout under control with its powerful butt section and you will be able to hook small trout up smoothly with its sensitive and flexible tip section. Of course it has been loaded versatility to manipulate not only minnow but also spoon.

Price:

Lupus Main Stream Model

77 Main Stream Model

Lure: 4-25g Line: 6-20lb Class

- Length: 2315mm(CL:1175mm) Weight: 126g
- Guide:TZ Titanium frame K Guide+Top Guide:Flange Ring Guide(Fuji)
- Section:2pcs (Spigot Ferrule) Reel seat :Original Wood grain sheet



Grip a.325mm | b.420mm | Spinning Model

Field: Main stream

This is light class rod for Cherry Salmon. This will be matched to fish on main stream not only Cherry Salmon but also to large Yamame or Rainbow trout larger than 60cm, even good for land locked cherry salmon. This has been loaded more flexibility than other model so there will be less chance of hooking off. We believe that this is excellent light class rod to sense small bite and full of potential of this rod will be taken out when tough situation that angler have to concentrate on contact from fish which might be able to get only once a day.

Price:

81 Main Stream Model

Lure: 5-28g Line: 8-20lb Class

- Length: 2470mm(CL:1270mm) Weight: 129g
- Guide:TZ Titanium frame K Guide+Top Guide:Flange Ring Guide(Fuji)
- Section:2pcs (Spigot Ferrule) Reel seat :Original Wood grain sheet



Grip a.330mm | b.425mm | Spinning Model

Field: Main stream

81 is good to be used with every kinds of minnows or sinking pencil and remarkable characteristic of it is sensitive tip section with superb sharpness which is enable anglers to manipulate lure at their own will and set hook on easily even lure is in the rapid current. These have been loaded high versatility which is enable angler to use plugs or spoons for Cherry Salmon with amazing cast feeling.

Price:

86M Monster Cherry Main Stream Model

Lure: 8-30g Line: 10-24lb Class

- Length: 2610mm(CL:1340mm) Weight: 140g
- Guide:TZ Titanium frame K Guide+Top Guide:Flange Ring Guide(Fuji)
- Section:2pcs (Spigot Ferrule) Reel seat :Original Wood grain sheet

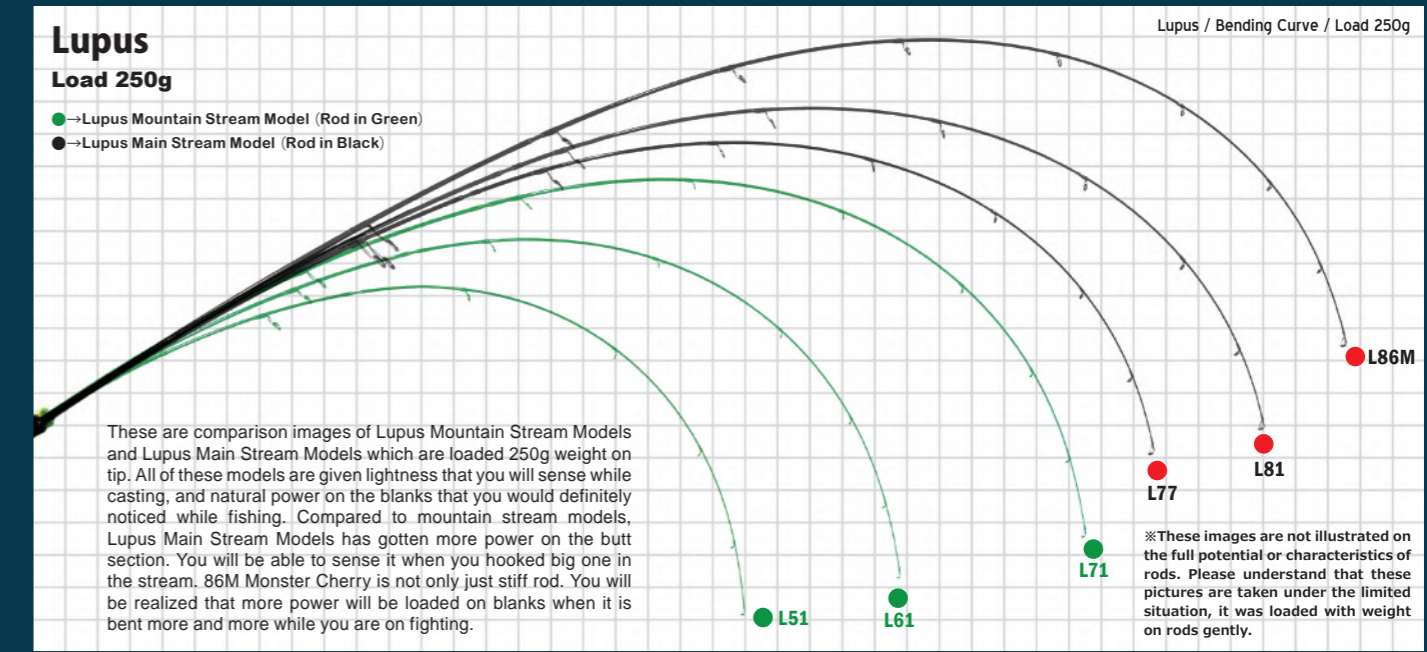


Grip a.350mm | b.445mm | Spinning Model

Field: Main stream

86 Monster Cherry will suit to the monster hunter who is aiming at trophy fish over 70cm. Compared to other 3 models, this 86 Monster Cherry have been loaded huge power on it. It have gotten more than enough butt power to fight against monster fish without losing sharpness to cast rhythmically, sensitivity to manipulate lure delicately. We can proudly say that this would be flagship model of Lupus series. We have built this up with the knowledge and experiences that have been cultivated from fishing for big one in saltwater so that this is more than enough to be called Monster Cherry for sure.

Price:





YAMAGA Blanks
Made in JAPAN

YAMAGA Blanks Fly Rod Series for Salt & Fresh Water

ENNE
LINN
ZINN



Comming soon

ENNE for Salt Water

Type-C01 / 8'11" 8WT

Target : Seabass/Bonefish/Permit/Striped bass

Type-D01 / 8'11" 9WT

Target : Seabass/Dolphinfish/Bonefish/Permit

Type-E01 / 8'11" 10WT

Target : Dolphinfish/Large Bonefish/Large Permit/Small Tarpon

Type-G01 / 8'11" 12WT

Target : Tarpon/GT/Sailfish

Action : **FAST**

LINN for Stream of Japan

8'1" 3WT

8'1" 4WT

7'7" 3WT (On developing)

7'7" 4WT (On developing)

Action : **MEDIUM-SLOW**

ZINN for Trout

8'11" 5WT

8'11" 4WT (On developing)

8'11" 6WT (On developing)

Action : **MEDIUM-FAST**

YAMAGA Blanks INTERNATIONAL



FWP-90H

for Fresh water Predator

Price:

ROD SPEC Lure: 20-100g Line: MAX PE 3

- Length: 2670mm(CL:1415mm) Weight: 208g
- Guide: SiC-S Stainless frame K guide(Fuji)
- Section: 2pcs (Put over Ferrule) Reel seat: DPS18 (Fuji)
- Suitable reel size D: 3000~4000 / S: 4000~5000

This versatile model is specially designed for big fresh water predators like pike, hucho, catfish etc. Powerful, light and precise. During testing in the European area, we have focused on the guide diameter that it could be used without stress even in extremely cold areas where the guide would be frozen. Also it has enough power to cast big lures up to 100g, but in the other way sensitive enough to fish with small and light lures around 20g. When you require to cast long distance with big lures, specially on wide rivers targeting big hucho, with this rod it is not a problem anymore. FWP-90H has been designed to cast big jig heads, minnows from 10 to 20cm or heavy sponge lures for hucho.



EARLY 103M LTD for Surf

Price:



ROD SPEC Lure: 8-42g Line: PE 0.8-1.5

- Length: 3150mm(CL:1610mm) Weight: 176g
- Guide: SiC-S Titanium flame K Guide(Fuji)+Butt Guide: RV Guide (Fuji)
- Section: 2pcs (Put over Ferrule) Reel seat: VSS17 (Fuji)
- Suitable reel size D: LT4000C~5000C / S: 4000~C5000

This is a limited model especially tuned with the highest-grade components to bring out the true potential of the EARLY 103 blank built for surf casting. In order to reduce the weight of the tip, we have changed the guides from SiC-S stainless steel K guides to SiC-S titanium frame. In addition, the butt guide has also been changed to the RV guide which will drastically reduce the flickering of the tip and will smoothly exert line. These upgrades will truly be of advantage to you in the vast surf game to cast further with heightened sensitivity.



EARLY 109MMH LTD for Surf

Price:



ROD SPEC Lure: 8-50g Line: PE 1-2

- Length: 3295mm (CL:1690mm) Weight: 190g
- Guide: SiC-S Titanium flame K Guide(Fuji)+Butt Guide: RV Guide (Fuji)
- Section: 2pcs (Put over Ferrule) Reel seat: VSS17 (Fuji)
- Suitable reel size D: LT4000C~5000C / S: 4000~C5000

This is a limited edition of the EARLY 109MMH with the upgrades in guides, like the 103M limited, and customized the grip from a straight style to a separate grip. Compared to the standard model, the rebalanced limited edition will enable anglers to cast farther with less effort allowing for you to fish all day long without any stress. The outstanding castability of the standard model has been refined to cast farther, easier and with more accuracy.



EARLY 105MH LTD for Surf

Price:



ROD SPEC Lure: 10-50g Line: PE 1-2

- Length: 3180mm (CL:1630mm) Weight: 192g
- Guide: SiC-S Titanium flame K Guide(Fuji)+Butt Guide: RV Guide (Fuji)
- Section: 2pcs (Put over Ferrule) Reel seat: VSS17 (Fuji)
- Suitable reel size D: LT4000C~5000C / S: 4000~C5000

All 3 models in the EARLY limited edition have been built up of the same blank as the standard models, however the tuning of the components have drastically solidified the experience and potential of the original blank. This 105MH Limited edition is no exception with the honing of its sensitivity and technical controllability of heavy lures. We present this rod to those hard-core anglers out there who are in pursuit of the true essence of the intricate surf game.



BlueCurrent 57 JH TZ/NANO PROFESSOR

Price:



ROD SPEC Lure: JH ~5g Line: PE ~0.4 / NY · FC 1~3lb

- Length: 1715mm(CL:875mm) Weight: 58g
- Guide: TORZITE titanium frame K Guide (Fuji)
- Section: 2pcs (Spigot Ferrule) Reel seat: VSS16(Fuji)
- Suitable reel size D: LT1000~2000 / S: 1000~C2000

The 57JH is especially designed to utilize light weight jig-head rigs with outstanding castability, control and sensitivity. The sharp blank will surely assist anglers for close range targets which are reluctant to bite. The blank is not only sensitive and flexible but the butt section is also powerful enough to withstand any unexpected encounters. Its not just a rod to target small species, but an aggressive ultra light class rod.



BlueCurrent 66 JH TZ/NANO PROFESSOR

Price:



ROD SPEC Lure: JH 0.2-6g Line: PE ~0.4 / NY · FC 1~3lb

- Length: 1990mm(CL:1020mm) Weight: 63g
- Guide: TORZITE titanium frame K Guide (Fuji)
- Section: 2pcs (Spigot Ferrule) Reel seat: VSS16(Fuji)
- Suitable reel size D: LT1000~2000 / S: 1000~C2000

The 66JH is a specialized model for use with jig-head rigs with sharp and hyper sensitive characteristics. Although it is flexible, the blank possesses a sharp casting feel and will enable anglers to easily control the light jig-heads. This sharpness will also assist you to cast with pinpoint accuracy and transmit the subtle information of currents and water pressure through the blank. It is an ideal choice for light gamers who prefer a more aggressive approach. We are confident that the sharpness in the blank will bring out the best in your abilities.



BlueCurrent 70 Plug TZ/NANO PROFESSOR

Price:



ROD SPEC Lure: Plug Max 7.8g / ComfortWeight 1.6~4.5g Line: PE 0.2-0.4

- Length: 2140mm (CL:1090mm) Weight: 67g
- Guide: TORZITE titanium frame K Guide (Fuji)
- Section: 2pcs (Spigot Ferrule) Reel seat: VSS16(Fuji)
- Suitable reel size D: LT2000 / S: 2000~C2500

The 70Plug is a plugging model to target Japanese Horse Mackerel and Japanese rock fish with hard bodied lures. It is suitable for use with surface type plugs which are effective when the fish are feeding on Krill and the controllability of super small top water lures are exceptional. The response of the blank is also outstanding for twitching small minnows and the flexibility will drastically reduce miss-bites from your target. In addition, anglers will be able to cast lures weighing up to 7.8g for sinking pencil type lures when searching the vast surf for your targets.



BlueCurrent 73 All-Range TZ/NANO PROFESSOR

Price:



ROD SPEC Lure: 0.5-12g Line: PE 0.2-0.6

- Length: 2225mm (CL:1135mm) Weight: 73g
- Guide: TORZITE titanium frame K Guide (Fuji)
- Section: 2pcs (Spigot Ferrule) Reel seat: VSS16(Fuji)
- Suitable reel size D: LT2000~2500C / S: 2000~2500

The 73All-Range is a light-middle class versatile rod able to handle various species around the world utilizing various fishing methods. By shortening and sharpening the 85TZ/NANO All-Range, this has allowed for a more technical approach. The enhanced response and controllability of the rod has enabled easier use of jig-heads, various rigs, hard bodied lures and even small egi (squid jigs). We hope you have a chance to take hold of this sharp and highly resilient blank in the field.



BlueCurrent 70 TZ Trippers

Price:



ROD SPEC Lure: ~12g Line: PE 0.3-0.8

- Length: 2145mm (CL:560mm) Weight: 72g
- Guide: Alconite Stainless frame K Guide(Fuji)
- Section: 2pcs (Put over Ferrule) Reel seat: VSS16(Fuji)
- Suitable reel size D: LT1000~2000 / S: C2000~2500

This is a 4 piece light game model for travelling anglers around the world. You will be able to experience first handedly Yamaga Blanks state of the art designs in this pack-rod which possesses a strong butt section yet allowing the whole rod to smoothly bend. Although the rod may feel stiff, the flexibility of the blank creates a beautiful bending curve and is suitable for not only salt-water species but also trout and even large mouth bass in fresh-water environments. Its ability to handle a wide array of lures will open up new doors for your overseas fishing trips.



BlueCurrent 60 Junior

Price:



ROD SPEC Lure: ~7g Line: PE 0.3-0.8

- Length: 1830mm (CL:940mm) Weight: 62g
- Guide: Alconite Stainless frame K Guide(Fuji)
- Section: 2pcs (Put over Ferrule) Reel seat: IPS16 (Fuji)
- Suitable reel size D: LT1000 / S: 1000(C2000)

This is the BlueCurrent series kids model. We have enhanced the strength of the blank and it is absolutely value for money. We can strongly recommend this rod for fishing enthusiasts and kids who are not bound to one type of fishing style but those who can enjoy not only the lure game but also utilize bait for when the fishing is slow. If you are not so particular about the style of fishing, then just throw some lures and other rigs in your tackle box and simply head to sea. We are confident that you will find the child within yourself.



※The type of each model icon conforms to the product page of Early · Blue Current.

NEW 2021 YB T-shirt

Price:
Chest pocket
Size: M/L/XL Cotton100% (5.6oz)



YB Original logo T-shirt for Boys & Girls

Price:
Child size: 130cm/150cm Cotton100% (5.6oz)



YB Dry zip hoodie

Price:
size: M/L/XL



NEW 2021 YB Long sleeve t-shirt

Price:
Size: M/L/XL Cotton100% (5.6oz)



YB Original Dry Polo-Shirt

Price:
Size: M/L/XL Polyester100%



BLC III t-shirt

Price:
Size: M/L/XL Cotton100%



YAMAGA Blanks x Stream Trail

NEW YB Waterproof gear tote

Price:
Material: Tarpaulin, Polyester
capacity: 94L
size:
W62cm×H46cm×D33cm
(Handle / flap Not included)
■Product Specifications
model: StreamTrail Mero-0
Function:
Can be hung on the shoulder/With handle
/Waterproof sealing process/Can be washed with water
Waterproof (level 2) ※It is not waterproof product.



YB tote bag

Price:
capacity: 10L
size:
W36×H37×D11
Cotton100%



NEW YB Light weight Dry zip hoodie

Price:
size: M/L/XL



YB Flat visor cap

Price:



Black2021 YB Logo
(Embroidered in White)

Navy2021
YB Logo(Embroidered
in White)



Camo
YB Logo(Embroidered
in Black)

Black YB Logo(Embroidered
in Black)

YB Flat visor mesh cap

Price:



Charcoal Grey
YB Logo(Embroidered
in Black)

Multicum Black
YB Logo(Embroidered
in Black)

YB SUMMER MESH CAP

Price:



Army khaki

Nanowing@(water repellent fabric)
isused(Cotton100%)

YB Original Low Profile Cap

Price:



Navy
YB Logo
(Embroidered
in White)

Shape : Low Profile type
Nanowing@(water repellent fabric) is used
(Cotton100%)

YB Work Cap

Price:



Navy
YB Logo(Embroidered
in White)

Breathatec® from TORAY which is
waterproof-breathable material have been chosen to
keep you dry and comfortable.

Black
YB Logo(Embroidered
in White)



NEW YB Zoom Shaft

Price:
Telescopic type / 8pcs weight: 310g
Deployment length: 2900mm Closed size: 455mm

It is a telescopic type landing shaft that originated
YAMAGA Blanks. Although it is compact in size,
moderate stiffness and strength, and can be used
widely from light games to sea bass.

YB Self-inflating Life Jacket

Neck over type
Size: Free
Color: Black
Price:



Pouch type
Size: Free
Color: Black
Price:

PG Rod Belt

Power grip with Neoprene Rod belt



L 40mm×350mm 1set:2pcs
Price:
LL 99mm×500mm 1set:1pcs
Price:

This is Rod belt that Antiskid rubber
have been sewn on part of it. You
can use it as rod belt ordinarily
situation, and if the joint was fixed
too tight, please grab and twist with
antiskid rubber to separate them.
Incredible power of grip will help
you to separate them in each piece
safely.
If the rod got wet, the performance
of antiskid will not be decreased.
Please take one of them to next
fishing trip for just in case.

NEW YB Landing Handle

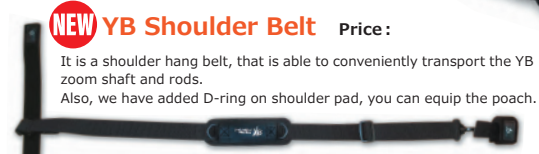
Price:
Body: Made of carbon
Surface: Rubber processing
Screw standard: W 1/2
length: 275mm
weight: 144g



It is a carbon handle ideal as for
the landing net of seabass wading
games. Also, if you set a gaff, you
able to use it as a hand gaff in
situations such as rocky shore and
boats.

NEW YB Shoulder Belt

Price:
It is a shoulder hang belt, that is able to conveniently transport the YB
zoom shaft and rods.
Also, we have added D-ring on shoulder pad, you can equip the poach.



NEW YB Landing Handle · Stay

Price:
Material: Stainless (SUS316L)
Size: W20mm×H44mm×D165mm
weight: 58g
It is a "Stay" which can be attached to the YB landing
handle. Useful when you are wading.



Rod Belt

Color: Black
Material: Neoprene & Piece of Velcro



S 26mm×190mm 1set:2pcs Price:
L 40mm×350mm 1set:2pcs Price:
LL 99mm×500mm 1set:1pc Price:
LL 99mm×500mm 1set:2pcs Price:

TipCover S

Length 360mm Price:

Color: Black
Material: Neoprene & Piece of Velcro
Suitable for light class rods
(BlueCurrent etc.)

TipCover M

Length 450mm
Black: Neoprene & Piece of Velcro

Price:
Suitable for medium class rods
(Early, Ballistick BlueSniper etc.)



Embroidery Emblem

(Iron ons type) Price:



YB ORIGINAL POUCH

Price:

Size: W:90mm
H:145mm
D:50mm
Material: Polyester
(Lining: Nylon)

Carabiner and strap with it to attach
your life vest or belt.
Water stop double zipper
※It is not waterproof product.



Fish logo sticker

7 Type Price:
Color: White(Cut out letter)
Size: 170mm×70mm

※Please note that design of Fish logo sticker
might be changed without notice.



Ballistick / SeaBass

SeaWalk / Snapper

BlueSniper / KingFish

BlueSniper / Tuna

Cutting Sticker

Size: 309 mm ×127 mm

4 Colors Price:



YB Cutting Sticker Special Color

2Colors Price:
Size: 182 mm ×76 mm



Cutting Sticker (Mini)

5Colors Price:
Size: 170 mm ×70 mm



EARLY / All Casting Category Spec

P	Item	Price	JAN CODE	S e c	R e e l	Lt [mm]	Cl-Lt [mm]	Wt [g]	Lure	Line	Guide	Reel Seat	Lock nut	Joint	Drag Max	Carbon (%)	Tip [mm]	Butt [mm]	Position [mm]	Suitable reel size
8	NEW 99ML for Surf		4560395518529	2	S	2980	1525	155	7 ~ 35g	PE 0.8 ~ 1.5	SiC-S/ST/K	VSS16	U	Put over	--	95.1	1.8	12.7	540	D:L74000C~5000C / S:4000~5000
8	NEW 105MMH/B for Surf		4560395518536	2	B	3175	1625	189	15 ~ 50g	PE 1.5 ~ 2.5	SiC-S/ST/K	ACS17	D	Put over	--	94.3	1.9	15.3	585	--
8	103M for Surf		4560395517089	2	S	3150	1610	174	8 ~ 42g	PE 0.8 ~ 1.5	SiC-S/ST/K	DPS18	U	Put over	--	94.2	1.7	14.1	555	D:L74000C~5000C / S:4000~C5000
8	109MMH for Surf		4560395517096	2	S	3295	1690	195	8 ~ 50g	PE 1 ~ 2	SiC-S/ST/K	DPS18	U	Put over	--	95.6	2.1	16.3	565	D:L74000C~5000C / S:4000~C5000
8	105MH for Surf		4560395517102	2	S	3180	1630	192	10 ~ 50g	PE 1 ~ 2	SiC-S/ST/K	DPS18	U	Put over	--	95.9	1.8	14.8	570	D:L74000C~5000C / S:4000~C5000
10	NEW 86MH for Rock		4560395518543	2	B	2590	1325	123	7 ~ 40g	PE 1 ~ 2	SiC-S/ST/K	VSS16	U	Put over	--	91.2	1.9	11.7	500	D:L7300C~4000C / S:C3000~4000
10	NEW 104H for Rock		4560395518550	2	S	3160	1615	205	15 ~ 60g	PE 1 ~ 3	SiC-S/ST/K	DPS18	U	Put over	--	94.0	2.2	14.4	555	D:L74000C~6000 / S:4000~C5000H
10	NEW 93MH/B for Rock		4560395518567	2	B	2815	1445	149	10 ~ 50g	PE 1.2~2.5 / FC 12~20lb	SiC-S/ST/K	ACS17	D	Put over	--	93.5	2.0	13.0	535	--
10	NEW 93M for Seabass		4560395518598	2	S	2819	1445	147	7 ~ 35g	PE 0.8 ~ 1.5	SiC-S/ST/K	VSS16	U	Put over	--	94.9	2.0	12.7	525	D:L73000 ~ 4000C / S:3000 ~ 4000
10	NEW 97MMH for Seabass		4560395518604	2	S	2925	1500	156	8 ~ 42g	PE 1 ~ 2	SiC-S/ST/K	VSS16	U	Put over	--	94.9	1.8	12.9	525	D:L74000C~5000C / S:4000~C5000

Ballistic / Seabass Category Spec

15	86M TZ NANO		4560395515207	2	S	2605	1330	122	6 ~ 32g	PE 0.8 ~ 1.5	TZ/Ti/K	VSS16	U	Spigot	--	99.8	1.6	10.5	475	D:L73000~4000C / S:C3000~4000
15	94M TZ NANO		4560395515214	2	S	2850	1455	143	6 ~ 35g	PE 0.8 ~ 1.5	TZ/Ti/K	VSS16	U	Spigot	--	99.8	1.8	11.7	480	D:L73000~4000C / S:C3000~4000
15	96MMH TZ NANO		4560395515221	2	S	2910	1485	151	8 ~ 38g	PE 1 ~ 2	TZ/Ti/K	VSS17	U	Spigot	--	99.8	2.0	12.2	495	D:L73000~5000C / S:4000~C5000
15	102MH TZ NANO		4560395515238	2	S	3110	1590	177	8 ~ 42g	PE 1 ~ 2	TZ/Ti/K	VSS17	U	Spigot	--	99.8	2.3	15.0	510	D:L74000C~5000C / S:4000~C5000
15	810ML RC NANO		4560395516112	2	B	2695	1375	134	7 ~ 32g	PE 0.8 ~ 1.5	SiC-S/Ti/K	ACS16	D	Spigot	--	99.8	2.0	11.1	485	--
15	93M NANO		4560395515122	2	B	2830	1445	159	8 ~ 42g	PE 1 ~ 2	SiC-S/Ti/K	ACS17	D	Spigot	--	99.8	2.4	13.0	505	--
15	103MH NANO		4560395516129	2	B	3135	1600	191	10 ~ 45g	PE 1.5 ~ 2.5	SiC-S/Ti/K	ACS17	D	Spigot	--	99.8	2.1	14.8	555	--
15	HIRA 107M TZ NANO		4560395516143	2	S	3230	1650	196	7 ~ 40g	Max PE 1.5	TZ/Ti/K	DPS18	U	Spigot	--	99.6	2.2	16.6	585	D:L74000C~5000C / S:4000~C5000
15	HIRA 107MH TZ NANO		4560395515245	2	S	3230	1650	198	7 ~ 45g	Max PE 2	TZ/Ti/K	DPS18	U	Spigot	--	99.7	2.0	15.4	755	D:L74000C~5000C / S:4000~C5000
15	HIRA 11MH TZ NANO		4560395515252	2	S	3360	1720	228	8 ~ 50g	Max PE 2.5	TZ/Ti/K	DPS18	U	Spigot	--	99.8	2.4	16.9	680	D:L76000 / S:C5000

BlueSniper / Shore Casting & Jigging Category Spec

18	103L PlugSpecial		4560395517423	2	S	3135	1600	240	Jig ~40g / Plug 15~40g	Max PE 2	SiC-S/ST/K	DPS18	U	Spigot	4kg/45°	99.6	2.1	14.8	660	D:3500~4000 / S:4000~6000
18	96ML		4560395515986	2	S	2935	1500	223	Jig ~60g / Plug ~40g	Max PE 2	SiC-S/ST/K	DPS18	U	Spigot	3kg/45°	99.8	2.5	14.5	660	D:3000~3500 / S:4000~6000
18	100M		4560395515993	2	S	3070	1570	245	Jig ~80g / Plug ~50g	Max PE 3	SiC-S/ST/K	DPS18	U	Spigot	4.5kg/45°	99.8	2.6	16.4	660	D:4000 / S:6000~8000
18	97MMH		4560395516006	2	S	2950	1515	296	Jig ~100g / Plug ~60g	Max PE 4	SiC-S/ST/K+OC	DPS20	U	Spigot	6kg/45°	99.8	2.9	16.1	740	D:4000~4500 / S: D:6000~8000
18	100MH		4560395516013	2	S	3070	1575	307	Jig ~120g / Plug ~80g	Max PE 4	OC	DPS20	U	Spigot	6kg/45°	99.8	3.3	16.8	740	D:8000 / S: D:6000~10000
18	106H PlugSpecial		4560395516037	2	S	3215	1650	325	Jig ~130g / Plug ~100g	Max PE 5	OC	DPS20	U	Putover	8kg/45°	99.9	2.9	17.6	740	D:10000~14000 / S:8000~14000
18	910H		4560395516020	2	S	3030	1550	326	Jig ~150g / Plug ~120g	Max PE 5	OC	DPS20	U	Spigot	8kg/45°	99.8	3.0	17.0	740	D:10000~14000 / S:8000~14000

BlueCurrent TZ/NANO / Light Game Category Spec

21	NEW 610Plug Quickness		4560395518642	2	S	2100	1075	64	Plug 1.5~6g / JH 0.5~5g	PE 0.1 ~ 0.4	TZ/Ti/K	VSS16	D	Put over	--	99.8	1.3	8.0	355	D:L71000 ~ 2000 / S:1000~C2000
21	NEW 73Plug Seamless		4560395518659	2	S	2220	1135	67	Plug 1.5~6g / JH 0.3~5g	PE 0.1 ~ 0.4	TZ/Ti/K	VSS16	D	Put over	--	99.8	1.3	8.9	360	D:L71000 ~ 2000 / S:1000~C2000
22	62TZ NANO JH Special		4560395515955	2	S	1880	965	53	JH ~3g	NY · FC 1 ~ 3lb	TZ/Ti/K	VSS16	D	Put over	--	99.8	1.4	6.9	290	D:L71000 ~ 2000 / S:1000~C2000
22	67/TZ NANO JH Special		4560395517232	2	S	2020	1035	61	JH ~ 5g / Plug ~ 3.5g	PE ~0.4 / NY · FC 1~3lb	TZ/Ti/K	VSS16	D	Put over	--	99.8	1.3	7.9	340	D:L71000 ~ 2000 / S:1000~C2000
22	71/TZ NANO JH Special		4560395517249	2	S	2175	1115	63	JH 0.3~5g/Rig ~7g/Plug 1.6~4.5g	PE ~0.4 / NY · FC 1~4lb	TZ/Ti/K	VSS16	D	Put over	--	99.7	1.4	8.7	343	D:L71000 ~ 2000 / S:1000~C2000
22	72TZ NANO Jig Special		4560395513913	2	S	2185	1125	70	Jig 1.5 ~ 15g	PE 0.3 ~ 0.8	TZ/Ti/K	VSS16	D	Put over	--	99.3	1.5	9.8	350	D:L72000 ~ 2500C / S:2000~C2500
22	77TZ NANO Stream Special		4560395513920	2	S	2310	1190	74	Plug 2~9g / Rig 1.5~13g	PE 0.3 ~ 0.8	TZ/Ti/K	VSS16	D	Put over	--	99.3	1.6	10.4	370	D:L72000 ~ 2500C / S:2000~C2500
22	83/TZ NANO Flex		4560395517256	2	S	2520	1290	73	JH 0.8~5g/Rig 1.8~10.5g/Plug 1.5~8g	PE 0.2 ~ 0.6	TZ/Ti/K	VSS16	D	Put over	--	99.8	1.4	10.4	407	D:L72000 ~ 2500C / S:2000~C2500
22	85TZ NANO All Range		4560395515276	2	S	2570	1315	80	Jig ~ 21g	PE 0.4 ~ 1	TZ/Ti/K	VSS16	D	Put over	--	99.7	1.6	11.2	395	D:L72000 ~ 2500 / S:2000~2500
22	93/TZ NANO All Range		4560395517263	2	S	2825	1440	90	3 ~ 21g	PE 0.4 ~ 1	TZ/Ti/K	VSS16	D	Put over	--	99.7	1.6	12.7	420	D:L72500C~2500 / S:2500~C3000

BlueCurrent III / Light Game Category Spec

24	III 53		4560395517782	2	S	1610	835	53	MAX 4.5g	PE 0.06~0.3/NY · FC 1~3lb	SiC-S/ST/K	VSS16	D	Put over	--	91.3	1.3	6.9	240	D:L71000 ~ 2000 / S:500~C2000
24	III 510		4560395517805	2	S	1775	915	56	MAX 4.5g	PE 0.06~0.3/NY · FC 1~3lb	SiC-S/ST/K	VSS16	D	Put over	--	91.5	1.3	7.2	295	D:L71000 ~ 2000 / S:500~C2000
24	III 63		4560395517812	2	S	1910	985	59	MAX 5g	PE 0.06~0.3/NY · FC 1~3lb	SiC-S/ST/K	VSS16	D	Put over	--	91.6	1.3	7.7	300	D:L71000 ~ 2000 / S:500~C2000
24	III 69		4560395517829	2	S	2070	1065	66	MAX 7g	PE 0.08~0.4/NY · FC 1~4lb	SiC-S/ST/K	VSS16	D	Put over	--	91.6	1.3	8.2	350	D:L71000 ~ 2000 / S:1000~C2000
24	III 74		4560395517843	2	S	2235	1145	71	MAX 10g	PE 0.1~0.5/NY · FC 1~5lb	SiC-S/ST/K	VSS16	D	Put over	--	92.1	1.3	9.5	360	D:L71000 ~ 2500C / S:1000~2500
24	III 76 Stream		4560395517935	2	S	2290	1175	81	MAX 12g	PE 0.3 ~ 0.8	SiC-S/ST/K	VSS16	D	Put over	--	96.4	1.5	9.7	360	D:L72000 ~ 2500C / S:2000~2500
24	III 711		4560395517850	2	S	2425	1245	81	MAX 11g	PE 0.2 ~ 0.6	SiC-S/ST/K	VSS16	D	Put over	--	91.6	1.4	9.9	380	D:L71000 ~ 2500C / S:1000~2500
24	III 82		4560395517867	2	S	2495	1280	83	MAX 20g	PE 0.3 ~ 0.8	SiC-S/ST/K	VSS16	D	Put over	--	90.5	1.4	11.2	405	D:L72000 ~ 2500C / S:2000~2500
26	III 53B		4560395517799	2	B	1610	835	67	MAX 4.5g	PE 0.3~0.5/NY · FC 3~5lb	SiC-S/ST/K	PMTS17	D	Put over	--	91.3	1.3	6.5	320	Overhead reel for finesse game
26	III 69B		4560395517836	2	B	2070	1065	77	MAX 7g	PE 0.3~0.6/NY · FC 3~6lb	SiC-S/ST/K	PMTS17	D	Put over	--	91.6	1.3	8.0	380	Overhead reel for finesse game
26	III 82B		4560395517874	2	B	2495	1280	93	MAX 20g	PE 0.4~0.8/NY · FC 4~10lb	SiC-S/ST/K	PMTS17	D	Put over	--	90.5	1.4	10.8	445	Overhead reel for finesse game

Calista / Eging Category Spec

30	86L TZ NANO		4560395515016	2	S	2582	1325	93	Egi 2.5 ~ 3.5	PE 0.4 ~ 0.8	TZ/Ti/K	VSS16	D	Spigot	--	99.8	1.6	10.2	410	D:L72500 / S:C3000
30	82ML TZ NANO		4560395515023	2	S	2500	1285	95	Egi 2.5 ~ 3.5	PE 0.5 ~ 1	TZ/Ti/K	VSS16	D	Spigot	--	99.8	1.7	10.8	415	D:L72500~3000C / S:C3000
30	89ML TZ NANO		4560395515047	2	S	2672	1365	100	Egi 2.5 ~ 3.5	PE 0.5 ~ 1	TZ/Ti									



Support / After Service

YAMAGA Blanks / Made in JAPAN

Precautions for use

- Do not cast with tangled line or line trouble in the reel. This may cause the rod to break. Furthermore, if you miss or forget to put the line through a guide, this may result in damage or breakage of your rod.
- If you continue to reel in your rig (lure, popper, jig etc) after it has reached the top guide, this will cause the rod to break.
- If you force the joint section of the rod when joining together, this will cause cracking or splitting of the joints.
- If you use the rod while the joint section is still loose, this may cause breakage.
- If the joint section is stuck together, use a rubber sheet for added grip while twisting away from each other.
- Beware of power cables, overhead power lines or phone lines. The material (carbon) will easily pass through electricity causing serious injury or death.
- If you hear or see lightning approaching while in use, pack the rod away or stay away from the rod. Lightning may strike causing serious injury or death.

Maintenance and storage

- Wash rod with running water to rid of any filth and salt. Then wipe off any excess water.
- If you store your rod without wiping off excess water, this may cause blisters on the blank. Storage in well ventilated are as with no high temperature.
- Please do not leave the rod in your vehicle for long durations in summer. This will cause blisters and warping of the blank.

Contents in this catalog

- Include accurate specifications of rods, written in accordance with the regulations set by the Japanese National Fishing Rod Fair Trade Conference.
- Prices and specifications listed on this catalog may be altered without notice.
- The colors presented in the pictures may differ from the actual color. Furthermore, some products are prototype rods in the developmental stage and may differ when it reaches the final product.

Requesting repairs

- Please be aware that personally modified rods will not be covered by warranty (even if it is within the warranty period).
- If you are requesting for repair, please send in the whole rod (not just the section of the breakage).

Repairing and After service

- Please take or send products which is required repairing to sales outlet. At that moment, please send a whole rod (not only the section of the breakage)
- Please be aware that any rod that was personally modified will not be covered by warranty (even if it is under warranty)
- Any repairing that we have judged as changed/tampered the specification or made to order is unacceptable.


About contents on this catalog

- Specifications might be changed without previous notice.
- Some of images on this catalog are proto type so it might be different from actual products.
- Images on this catalog might be different from actual products depend on condition of printing.

YAMAGA Blanks Web Contents


YAMAGA Blanks Official Web Site

<https://yamaga-blanks.com/>



YAMAGA Blanks Movies

<https://www.youtube.com/user/YAMAGABlanks>



YAMAGA TSURIGU Co.,LTD
YAMAGA Blanks
945 OBARU YAMAGA-CITY
KUMAMOTO-PREF 861-0543 JAPAN
E-Mail: info@yamaga-blanks.com