



Night

Day

Light Game

Anywhere

Anything

BlueCurrent III
Strive for a New Era
BlueCurrent
TZ/NANO



BlueCurrent Plug Model / 2 Line up

Light Plugging

TORZITE Fibre **MANDALLOY**

There will be new models for the BlueCurrent TZ/NANO series for use with ultra-small lures to target Japanese Horse Mackerel and Japanese rock fish. The evolution of the plugging game (use of hard bodied lures) has been considerable in recent years requiring extra sensitive rods to use ultra-small lures around 2g. We have developed the blank with our focus on sensitivity and its ability to transmit the smallest changes in the current, water pressure and lure movement. Both models are were not developed to simply utilize these hard bodied lures but each are special models with distinct characteristics. The two types can be distinguished by the difference in style. The "quick" type which will not miss the smallest of nibbles to aggressively hook the fish and the "seamless" type which smoothly hooks the fish by naturally bending in. You can use hard bodied lures with the other models in the BlueCurrent series which are designed for jig-head type rigs, but these 2 models are especially designed for use with these lures. We hope you can take hold of our new BlueCurrent Plugging series to enjoy the ever changing plugging game for these small but extremely fun species to target.



BlueCurrent Plug Icons

- PLG** Plugs /include for top water (With action)
- S/P** Sinking pencil /include for top water (retrieving)
- JH** Jighead (~3g)
- JIG** Metal Jig

2021 NEW 610 Plug Quickness : TZ/NANO

Price:




ROD SPEC Lure: Plug 1.5-6g/JH 0.5-5g
Line: PE 0.1-0.4

- Length: 2100mm(CL:1075mm) ● Weight:64g
- Guide: TORZITE titanium frame K Guide (Fuji)
- Section: 2pcs (Put over Ferrule) ● Reel seat: VSS16(Fuji)
- Suitable reel size D:LT1000~2000 / S:1000~C2000



More details

This plugging model was developed to enable anglers to sense the subtle changes in water pressure and currents with outstanding balance to breathe life into your lures through rod action. The tip section is designed to be stiff to give the lure variant action while the whole blank will bend in to reduce hook offs. When simply retrieving minnows and sinking pencils, the super sensitive tip section will immediately transmit the smallest of bites enabling anglers to swiftly hookup with the belly section of the blank. You can say that this is a specially tuned model to aggressively hook the fish with the slightest of touches.



2021 NEW 73 Plug Seamless : TZ/NANO

Price:



ROD SPEC Lure: Plug 1.5-6g/JH 0.3-5g
Line: PE 0.1-0.4

- Length: 2220mm(CL: 1135mm) ● Weight:67g
- Guide: TORZITE titanium frame K Guide (Fuji)
- Section: 2pcs (Put over Ferrule) ● Reel seat: VSS16(Fuji)
- Suitable reel size D:LT1000~2000 / S:1000~C2000



More details

The blank is designed to have contradicting characteristics of sharpness and flexibility in order to successfully hookup the subtle "sucking" and "nibbling" bites. The rod will smoothly respond to your hooking followed by the fight. Anglers will be able to pick up those minute bites when the targets are feeding on micro baits by slowing drifting your lures in the current.





BlueCurrent TZ/NANO / 8 Line up

Light Game Category

BlueCurrent TZ/NANO series are flag ship models which are filled with our knowledge and techniques of designing blanks of light game. Carbon prepreg which NANOALLOW® technology have been applied is chosen and TORZITE ring guides which are light and less friction are loaded. Once you fish with this series, you notice the lightness and sensitiveness, casting feel that you never get unwanted wobble and massive butt power hidden in butt section that will be increased when it is bent. We present you various kind of rods with remarkable individuality as BlueCurrent TZ/NANO series as such as Jig Head-special which is perfect match for tiny jig head and small plug for horse mackerel or mebaru, Jig-special which is specialized for small metal jig, Stream-special to search target in current, Flex which is enable you to enjoy flexibility, and All-Range to do anything at anywhere.

- BlueCurrent TN Icons
- JH Jighead (~3g)
 - JH Jighead Heavy (3g~)
 - CARO Sinker Caro
 - FLOAT Float Rig
 - PLG Plugs /include for top water (With action)
 - S/P Sinking pencil /include for top water (retrieving)
 - JIG Metal Jig
 - EGI Egi (#2~#3)



62 TZ/NANO Jighead Special

ROD SPEC Lure: JH ~3g Line: NY • FC 1~3lb

- Length: 1880mm(CL:965mm) Weight: 53g
- Guide: TORZITE titanium frame K Guide (Fuji)
- Section: 2pcs (Put over Ferrule) Reel seat: VSS16(Fuji)
- Suitable reel size D:LT1000~2000 / S:1000~C2000



67 TZ/NANO Jighead Special

ROD SPEC Lure: JH ~5g/Plug ~3.5g Line: ~PE 0.4/NY • FC 1~3lb

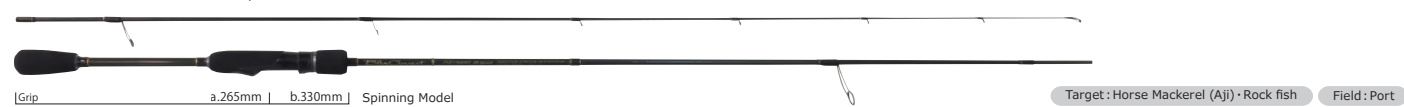
- Length: 2020mm(CL:1035mm) Weight: 61g
- Guide: TORZITE titanium frame K Guide (Fuji)
- Section: 2pcs (Put over Ferrule) Reel seat: VSS16(Fuji)
- Suitable reel size D:LT1000~2000 / S:1000~C2000



71 TZ/NANO Jighead Special

ROD SPEC Lure: JH 0.3~5g/Rig ~7g/Plug 1.6~4.5g Line: ~PE 0.4/NY • FC 1~4lb

- Length: 2175mm(CL:1115mm) Weight: 63g
- Guide: TORZITE titanium frame K Guide (Fuji)
- Section: 2pcs (Put over Ferrule) Reel seat: VSS16(Fuji)
- Suitable reel size D:LT1000~2000 / S:1000~C2000



72 TZ/NANO Jig Special

ROD SPEC Lure: Jig 1.5~15g Line: PE 0.3~0.8

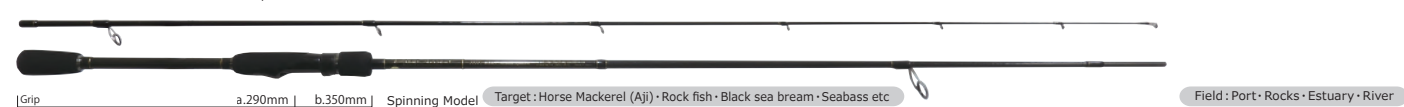
- Length: 2185mm(CL:1125mm) Weight: 70g
- Guide: TORZITE titanium frame K Guide (Fuji)
- Section: 2pcs (Put over Ferrule) Reel seat: VSS16(Fuji)
- Suitable reel size D:LT2000~2500C / S:2000~C2500



77 TZ/NANO Stream Special

ROD SPEC Lure: Plug 2~9g/Rig 1.5~13g Line: PE 0.3~0.8

- Length: 2310mm(CL:1190mm) Weight: 74g
- Guide: TORZITE titanium frame K Guide (Fuji)
- Section: 2pcs (Put over Ferrule) Reel seat: VSS16(Fuji)
- Suitable reel size D: LT2000~2500C / S: 2000~C2500



83 TZ/NANO Flex

ROD SPEC Lure: JH 0.8~5g/Rig 1.8~10.5g/Plug 1.5~8g Line: PE 0.2~0.6

- Length: 2520mm(CL:1290mm) Weight: 73g
- Guide: TORZITE titanium frame K Guide (Fuji)
- Section: 2pcs (Put over Ferrule) Reel seat: VSS16(Fuji)
- Suitable reel size LT2000~2500C / S: 2000~C2500



85 TZ/NANO All Range

ROD SPEC Lure: 3~21g Line: PE 0.4~1

- Length: 2570mm(CL:1315mm) Weight: 80g
- Guide: TORZITE titanium frame K Guide (Fuji)
- Section: 2pcs (Put over Ferrule) Reel seat: VSS16(Fuji)
- Suitable reel size D: LT2000~2500 / S: 2000~2500



93 TZ/NANO All Range

ROD SPEC Lure: 3~21g Line: PE 0.4~1

- Length: 2825mm(CL:1440mm) Weight: 90g
- Guide: TORZITE titanium frame K Guide (Fuji)
- Section: 2pcs (Put over Ferrule) Reel seat: VSS16(Fuji)
- Suitable reel size D: LT2500C~2500 / S: 2500~C3000





BlueCurrent III / 11 Line up

Light Game Category



BlueCurrent III Videos

For the BlueCurrent III, we aimed to expand the release point for easier casting, created a seamless bending curve to prevent any hook-offs and improve the response time as if the rod was part of the anglers body. The BlueCurrent series has represented Yamaga Blanks light game qualities for many years. This "III" does not simply mean the models have change three times, but have inherited the DNA of previous models and has evolved into the 3rd generation. The design, material and concepts have all been renewed to meet the needs of the ever changing light game scene in addition to being one of the most cost effective rods on the market.

The lineup comprises of 8 spinning and 3 bait-casting models. User-friendly being the biggest attribute of the series, the rods are a work of art. We hope you can experience the spirit of Yamaga Blanks first handedly.



- BlueCurrent Icons**
- JH** Jighead (~3g)
- HJH** Jighead Heavy (3g~)
- CARO** Sinker Caro
- FLOAT** Float Rig
- PLG** Plugs /Include for top water (With action)
- S/P** Sinking pencil /Include for top water (Retrieving)
- JIG** Metal Jig

BlueCurrent III Spinning model

III 53

Price:



Lure: Max 4.5g (JH 0.1-4.5g)
Line: PE 0.06-0.3/NY • FC 1-3lb



More details

- Length: 1610mm(CL:835mm) Weight: 53g
- Guide: SiC-S stainless frame K guide(Fuji)
- Section:2pcs (Put over Ferrule) Reel seat: VSS16(Fuji)
- Suitable reel size LT1000~2000 / S: 500~C2000

53 have been designed in 2 pcs to be carried anywhere you want. Once you fished with it, you will be surprised that ability to get the picture of details and situation inside of the water. Even when you fish with jig head under 1g, you can sense the slightly changes of current and give the action as you wished. Which means that you will always know what you are doing and what is happening under the water.



III 510

Price:



Lure: Max 4.5g (JH 0.3-4.5g)
Line: PE 0.06-0.3/NY • FC 1-3lb



More details

- Length: 1775mm(CL:915mm) Weight: 56g
- Guide: SiC-S stainless frame K guide(Fuji)
- Section:2pcs (Put over Ferrule) Reel seat: VSS16(Fuji)
- Suitable reel size D: LT1000~2000 / S: 500~C2000

This is tuned to be used for jig head game around 0.5g~1.5g with comfortable feeling. Especially even when you fish with jig head around 1g in strong wind, you will not lose performance of casting and manipulating. If you could take advantage of that sharpness and moderate stiffness, you can twitch and jerk aggressively to catch selective one even in day game.



III 63

Price:



Lure: Max 5g (JH 0.3-5g/Plug 1.6-3.5g)
Line: PE 0.06-0.3/NY • FC 1-3lb



More details

- Length: 1910mm(CL:985mm) Weight: 59g
- Guide: SiC-S stainless frame K guide(Fuji)
- Section:2pcs (Put over Ferrule) Reel seat: VSS16(Fuji)
- Suitable reel size D: LT1000~2000 / S: 500~C2000

This is short stick which enable you to fish with jig head around 0.5g~3g while getting enough distance to reach the spot that fish might be there. The sharpness of blanks enables you to make jig head move as you wished and you will be able to strike instantaneously as soon as you sensed bite of target. The flexibility and sensitivity of blanks transmits slightly changes of current, vital information and a sense of existence of jig head.



III 69

Price:



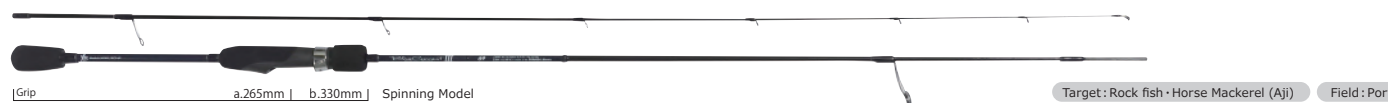
Lure: Max 7g (JH 0.3-7g/Plug 1.6-5g)
Line: PE 0.08-0.4/NY • FC 1-4lb



More details

- Length: 2070mm(CL:1065mm) Weight: 66g
- Guide: SiC-S stainless frame K guide(Fuji)
- Section:2pcs (Put over Ferrule) Reel seat: VSS16(Fuji)
- Suitable reel size D: LT1000~2000 / S: 1000~C2000

We have designed tip and belly section of this 69 very carefully to manipulate jig head and plug exactly as you wished. Tip and belly section have been applied moderate stiffness for achieving high sensitivity to transmits small vital information and slightly changes of current and sharpness to twitch and jerk jig head aggressively. Also, if you really wish to fish with plug, we recommend you to take this 69. Of course, you can take 69 for light game off the boat as well.



III 74

Price:




Lure: Max 10g (JH 0.3-7g/Rig 1-10g/Plug 1.6-7.8g)
Line: PE 0.1-0.5/NY • FC 1-5lb



More details

- Length: 2235mm(CL:1145mm) Weight: 71g
- Guide: SiC-S stainless frame K guide(Fuji)
- Section:2pcs (Put over Ferrule) Reel seat: VSS16(Fuji)
- Suitable reel size D: LT1000~2500C / S: 1000~2500

If you wish to fish with various kind of method in various situation with one rod, this 74 will be the one for sure. 74 can handle all of method for light game fishing such as jig head, sinker, metal jig, and plug at your will. High sensitivity will not be lost even if you search target deeper than 10m. You will definitely be able to feel what is "BlueCurrentIII" like once you fish with this 74.



III 76 Stream

Price:




Lure: Max 12g (Plug 1.6-12g)
Line: PE 0.3-0.8



More details

- Length: 2290mm(CL:1175mm) Weight: 81g
- Guide: SiC-S stainless frame K guide(Fuji)
- Section:2pcs (Put over Ferrule) Reel seat: VSS16(Fuji)
- Suitable reel size D: LT2000~2500C / S: 2000~2500

This 76 Stream have been designed for various kind and size of plugs as such as small one for mackerel and medium size for seabass or black sea bream. Moderate stiffness and comfortable recovery speed which is applied on tip and belly section let you manipulate top water plug, minnow or sinking pencil at your will for sure. If you are going to aim target hidden in current with plug, we recommend you to take this specialized rod for plugging game.



III 711

Price:



Lure: Max 11g (JH 0.5-7g/Rig 2-11g)
Line: PE 0.2-0.6



More details

- Length: 2425mm(CL:1245mm) Weight: 81g
- Guide: SiC-S stainless frame K guide(Fuji)
- Section:2pcs (Put over Ferrule) Reel seat: VSS16(Fuji)
- Suitable reel size D: LT1000~2500C / S: 1000~2500

Even if you cast small jig head a long distance, you will not lose your sense to feel movement of jig head with this 711. Also, 711 which is categorized in long length model though, transmits information of underwater world and vital information constantly even in rapid water or deep area. Flexible and sensitive tip section will let target bite your jig head without strangeness and powerful butt section will lead you assured landing.



III 82

Price:



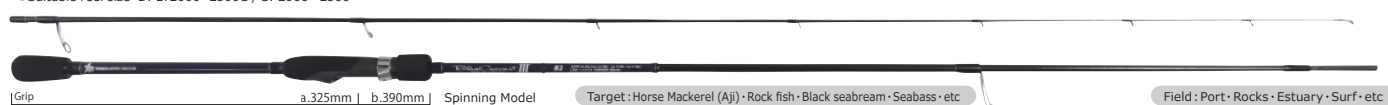
Lure: Max 20g (JH 2-20g/Float 3.3-20g/Jig 2-20g/Rig 2-20g/Plug 2-15g)
Line: PE 0.3-0.8



More details

- Length: 2495mm(CL:1280mm) Weight: 83g
- Guide: SiC-S stainless frame K guide(Fuji)
- Section:2pcs (Put over Ferrule) Reel seat: VSS16(Fuji)
- Suitable reel size D: LT2000~2500C / S: 2000~2500

This 82 have been tuned as sharper to get more distance than previous model. Although butt section has been enhanced, whole blanks bend smoothly and recover powerfully. On the other hand, sensitiveness and flexibility of tip section have been sharpened to transmits information that angler needs. You can handle not only plugs around 7~9cm to aim seabass or black sea bream but also of course use jig head up to 20g with swimming action to aim rockfish.





BlueCurrent III Overhead reel model

III 53/B

Lure: Max 4.5g (JH 0.5-4.5g)
Line: PE 0.3-0.5/NY • FC 3-5lb

- Length: 1610mm (CL: 835mm) Weight: 67g
- Guide: SiC-S stainless frame K guide+SiC-S titanium frame RV Guide on butt guide(Fuji)
- Section: 2pcs (Put over Ferrule) Reel seat: PMTS17(Fuji)
- Suitable reel size • Overhead reel for Finnesse game



More details



Grip a.200mm | b.305mm | Overhead reel Model

Price:



This is 2 pcs overhead model to aim selective and spooky target at close range. Even if you have to use jig head under 1g, you can feel the weight of it when you cast and manipulate and also you can get enough distance to reach targets comfortably. As taking advantage of overhead tackle, you can keep tension of line while letting jig head fall into the range where the target must be there.

Target: Horse Mackerel (Aji) • Rock fish Field: Port

III 69/B

Lure: Max 7g (JH 0.8-7g/Plug 1.6-5g/Rig 1-7g)
Line: PE 0.3-0.6/NY • FC 3-6lb

- Length: 2070mm (CL: 1065mm) Weight: 77g
- Guide: SiC-S stainless frame K guide+SiC-S titanium frame RV Guide on butt guide(Fuji)
- Section: 2pcs (Put over Ferrule) Reel seat: PMTS17(Fuji)
- Suitable reel size • Overhead reel for Finnesse game



More details



Grip a.255mm | b.360mm | Overhead reel Model

Price:



This is the standard model of overhead series that let you cast and manipulate jig head and plug as exactly as you wished. Tip section which have been loaded flexibility and sensitivity will transmits vital information clearly and belly section that have moderate stiffness make light wind action comfortably. Especially when you fish with plug, the potential of 69 overhead model will be pulled out. You will notice that you can give the action to plug as exactly as you have planned.

Target: Horse Mackerel (Aji) • Rock fish Field: Port • Rocks

III 82/B

Lure: Max 20g
(JH 2-20g/Float 3.3-20g/Jig 2-20g/Rig 2-20g/Plug 2-15g)
Line: PE 0.4-0.8/NY • FC 4-10lb

- Length: 2495mm (CL: 1280mm) Weight: 93g
- Guide: SiC-S stainless frame K guide(Fuji)
- Section: 2pcs (Put over Ferrule) Reel seat: PMTS17(Fuji)
- Suitable reel size • Overhead reel for Finnesse game



More details



Grip a.320mm | b.425mm | Overhead reel Model

Price:



Although this is over 8ft long, you can handle like it is 7.6ft long thanks to sharpness and lightness of blanks themselves. Tip section which have flexibility to manipulate lure delicately link to butt section which is strong enough to stop the powerful run of large target. This deserved to be called all mighty overhead rod to cover various situations and target such as surface game for seabass or black sea bream, rock fish game and mackerel of course.

Target: Horse Mackerel (Aji) • Rock fish • Black seabream • Seabass • etc Field: Port • Rocks • Estuary • Surf



BlueCurrent III 82/B



BlueCurrent III 71



BlueCurrent III 76 Stream



BlueCurrent III 82



BlueCurrent III 53/B



BlueCurrent III 82/B

BlueCurrent TZ/NANO

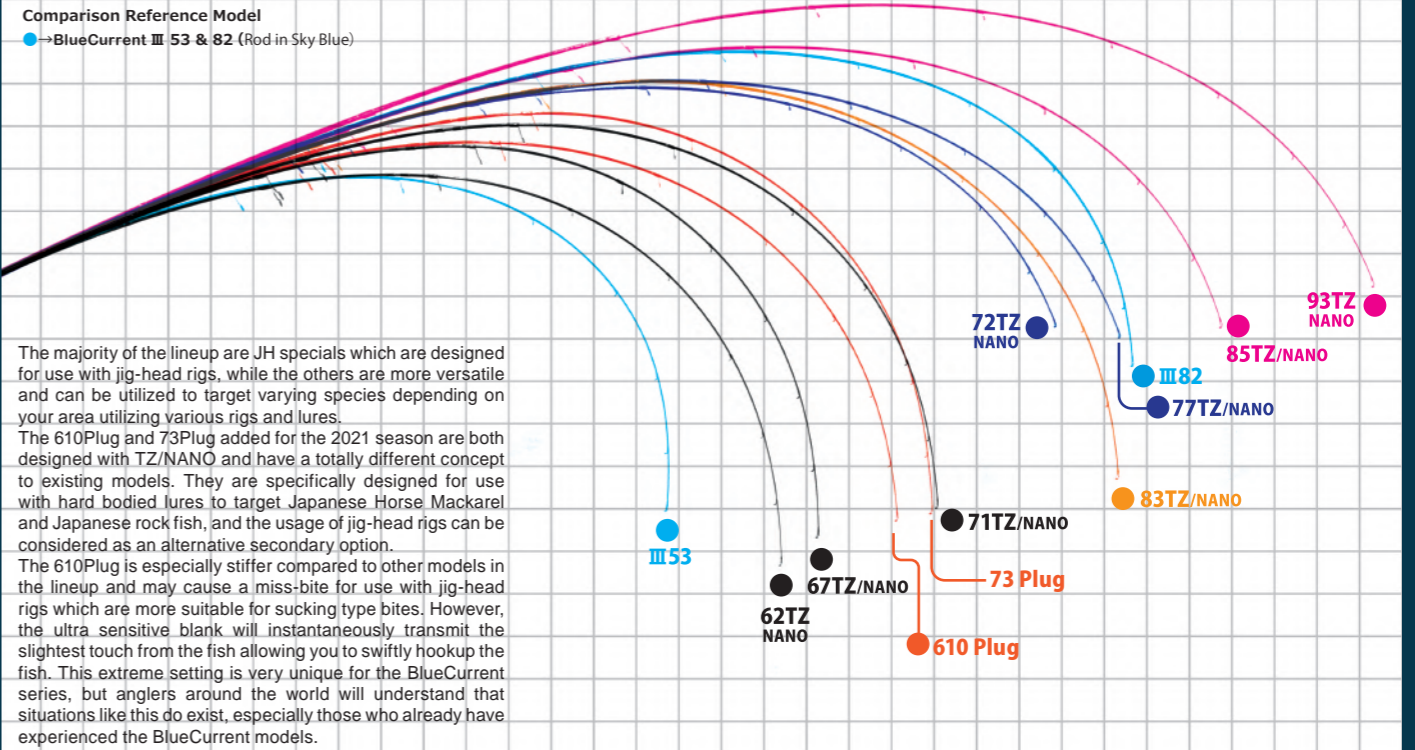
Load 250g

BlueCurrent TZ NANO Bending Curve / Load 250g

- BlueCurrent Plug (Rod in Orange)
- BlueCurrent TZ/NANO JH-Special (Rod in Black)
- BlueCurrent TZ/NANO Stream&JIG Special (Rod in Blue)
- BlueCurrent TZ/NANO Flex (Rod in Yellow)
- BlueCurrent TZ/NANO All-Range (Rod in Magenta)

Comparison Reference Model

- BlueCurrent III 53 & 82 (Rod in Sky Blue)



The majority of the lineup are JH specials which are designed for use with jig-head rigs, while the others are more versatile and can be utilized to target varying species depending on your area utilizing various rigs and lures.

The 610Plug and 73Plug added for the 2021 season are both designed with TZ/NANO and have a totally different concept to existing models. They are specifically designed for use with hard bodied lures to target Japanese Horse Mackerel and Japanese rock fish, and the usage of jig-head rigs can be considered as an alternative secondary option.

The 610Plug is especially stiffer compared to other models in the lineup and may cause a miss-bite for use with jig-head rigs which are more suitable for sucking type bites. However, the ultra sensitive blank will instantaneously transmit the slightest touch from the fish allowing you to swiftly hookup the fish. This extreme setting is very unique for the BlueCurrent series, but anglers around the world will understand that situations like this do exist, especially those who already have experienced the BlueCurrent models.

Here is an illustration of the BlueCurrent TZ/NANO series with a static load of 250g. We have also included the most fineness 53 and the most powerful 82 of the BlueCurrent III series for reference. The TZ/NANO series are categorized into different colors depending on model. The BlueCurrent TZ/NANO series can be characterized as having highly repulsive and sensitive blanks with smooth bending curves capable of efficiently following through with the load.

BlueCurrent III

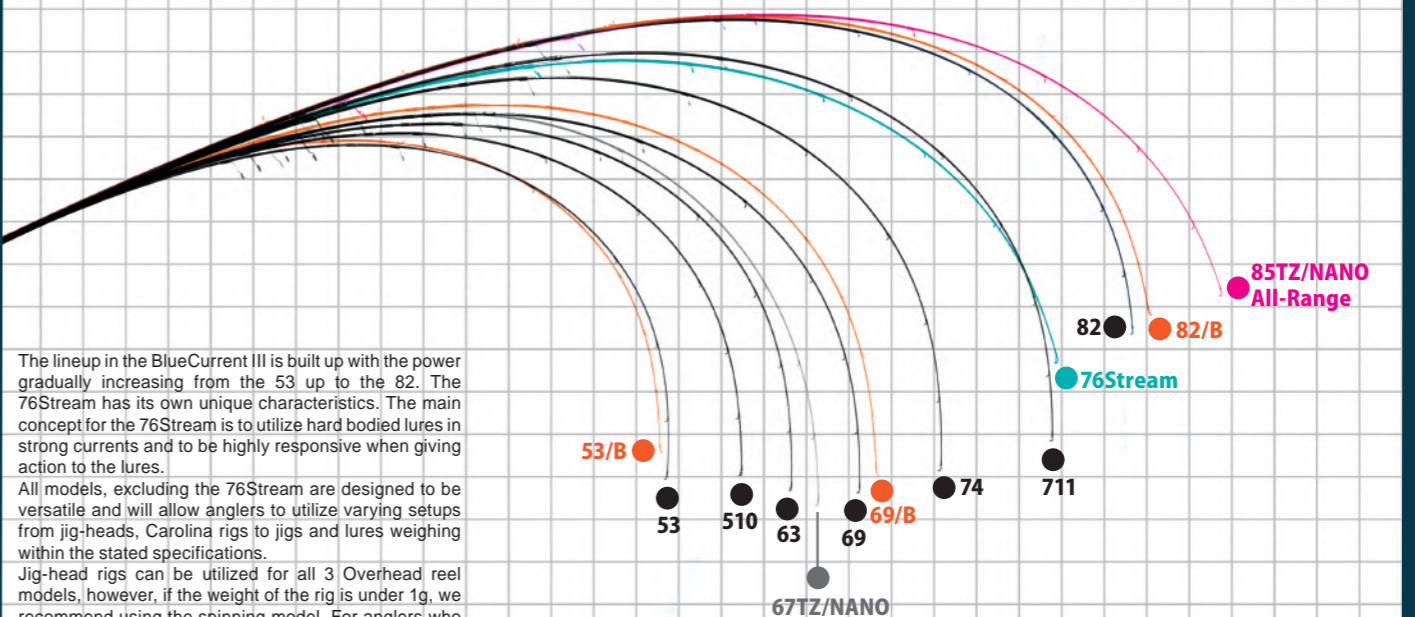
Load 250g

BlueCurrent III Spinning & Overhead Reel Model Bending Curve / Load 250g

- BlueCurrent III (Rod in Black)
- BlueCurrent III 76Stream (Rod in Turquoise Blue)
- BlueCurrent III Overhead reel Model (Rod in Orange)

Comparison Reference Model

- BlueCurrent 67TZ/NANO All-Range (Rod in Gray)
- BlueCurrent 85TZ/NANO All-Range (Rod in Magenta)



The lineup in the BlueCurrent III is built up with the power gradually increasing from the 53 up to the 82. The 76Stream has its own unique characteristics. The main concept for the 76Stream is to utilize hard bodied lures in strong currents and to be highly responsive when giving action to the lures.

All models, excluding the 76Stream are designed to be versatile and will allow anglers to utilize varying setups from jig-heads, Carolina rigs to jigs and lures weighing within the stated specifications.

Jig-head rigs can be utilized for all 3 Overhead reel models, however, if the weight of the rig is under 1g, we recommend using the spinning model. For anglers who want to heighten the sensitivity, the bait-model is ideal as the winding and sinking of your rig will directly transmit to your hands. Furthermore, it is also suited for the bait-finesse game targeting trout in streams.

※These images are not illustrated on the full potential or characteristics of rods. Please understand that these pictures are taken under the limited situation, it was loaded with weight on rods gently.

BlueCurrent Games

There are no power inscriptions for the BlueCurrent modes as they are all designed to be able to handle unexpected large species as a by-catch and we would like to entrust the choice to the angler. However, each models have their specific style and we have picked out a few models which are suited depending on style and target species. This does not necessarily mean that you cannot target other species or utilize different styles, but to give you an ideal when choosing a model.

Jig head

Light Weight Jighead rig
Ultra Light Class

- BlueCurrent 62 TZ/NANO JH SP
- BlueCurrent 67 TZ/NANO JH SP
 - BlueCurrent III 53
 - BlueCurrent III 510
 - BlueCurrent III 63
 - BlueCurrent III 69
 - BlueCurrent III 53/B

Plug

Micro plug ~5cm
Ultra Light Class

- BlueCurrent Plug 610 Quickness
- BlueCurrent Plug 73 Seamless
- BlueCurrent 71 TZ/NANO JH SP
 - BlueCurrent III 69
 - BlueCurrent III 74
 - BlueCurrent III 53/B
 - BlueCurrent III 69/B

Jig head : Plug

Jighead and Micro plug
Light Class

- BlueCurrent 67 TZ/NANO JH SP
- BlueCurrent 71 TZ/NANO JH SP
 - BlueCurrent III 63
 - BlueCurrent III 69
 - BlueCurrent III 74
 - BlueCurrent III 53/B
 - BlueCurrent III 69/B

Caro

Sinker caro / Long distance game
Medium Light-Medium Class

- BlueCurrent 83 TZ/NANO Flex
- BlueCurrent 85 TZ/NANO All Range
- BlueCurrent 93 TZ/NANO All Range
 - BlueCurrent III 74
 - BlueCurrent III 711
 - BlueCurrent III 82
 - BlueCurrent III 82/B

Float rig

Float rig / Long distance game
Medium Light-Medium Class

- BlueCurrent 83 TZ/NANO Flex
- BlueCurrent 85 TZ/NANO All Range
- BlueCurrent 93 TZ/NANO All Range
 - BlueCurrent III 711
 - BlueCurrent III 82
 - BlueCurrent III 82/B

Target of Light game(Large)

Target: Large Mackerel etc
Medium Light-Medium Class

- BlueCurrent 83 TZ/NANO Flex
- BlueCurrent 85 TZ/NANO All Range
- BlueCurrent 93 TZ/NANO All Range
 - BlueCurrent III 82
 - BlueCurrent III 82/B

Rock fish

Rock fish game ~PE1 & 7g~
(Light weight texas rig etc)
Medium Light-Medium Class

- BlueCurrent 72 TZ/NANO Jig SP
- BlueCurrent 85 TZ/NANO All Range
- BlueCurrent 93 TZ/NANO All Range
 - BlueCurrent III 82
 - BlueCurrent III 82/B

Small size Migratory fish

Game of Fast lure action
(Twitch & Jerk: Around 10g)
Medium Light-Medium Class

- BlueCurrent 72 TZ/NANO Jig SP
- BlueCurrent 77 TZ/NANO Stream SP
- BlueCurrent 85 TZ/NANO All Range
 - BlueCurrent III 76 Stream
 - BlueCurrent III 711

Top water plug

Around 7cm : Top water plug
Medium Light Class

- BlueCurrent 77 TZ/NANO Stream SP
- BlueCurrent 72 TZ/NANO Jig SP
- BlueCurrent 85 TZ/NANO All Range
 - BlueCurrent III 76 Stream

All rounder

All rounder model
Light Class

- BlueCurrent 71 TZ/NANO JH SP
- BlueCurrent 83 TZ/NANO Flex
 - BlueCurrent III 74
 - BlueCurrent III 711
 - BlueCurrent III 69/B

Anything

Target : Anything
Lure : Anything
Medium Light-Medium Class

- BlueCurrent 85 TZ/NANO All Range
- BlueCurrent 93 TZ/NANO All Range
 - BlueCurrent III 82
 - BlueCurrent III 82/B

Trout

Trout game
Mountain Stream

- BlueCurrent III 53
- BlueCurrent III 53/B
- BlueCurrent III 69/B

Main Stream & Lake

- BlueCurrent 85 TZ/NANO All Range
 - BlueCurrent III 82
 - BlueCurrent III 82/B

Shore

Tip-run

Eging

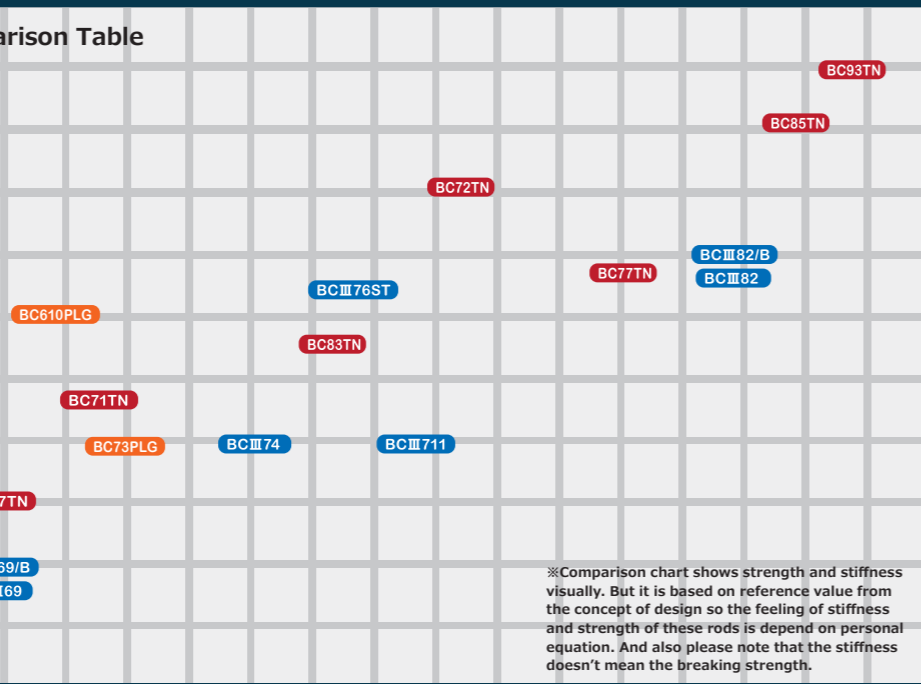
Ika-metal

Omo-rig

BlueCurrent · Light game Comparison Table

- BlueCurrent TZ/NANO
- BlueCurrent Plug TZ/NANO
- BlueCurrent III

This is characteristics comparison of BlueCurrent series. We have put an importance on sensitiveness and toughness as a favor of natural bending curve. Stiffness which is on this table have been caused by feeling when you actually fish and speed of pulling fish up to surface. On the other hand, we have considered that power on this table have been caused by the biggest size of fish according to limit of strength of line. We have considered that variation of target for light game category and even 53 have enough power to keep large horse mackerel under control.



※Comparison chart shows strength and stiffness visually. But it is based on reference value from the concept of design so the feeling of stiffness and strength of these rods is depend on personal equation. And also please note that the stiffness doesn't mean the breaking strength.



Calista
Mebius
BattleWhip
for Boat Eging



Calista / 6 Line up

Shore Eging

Blanks made of NANOALLOY® will be followed in a moment when it is loaded and will be returned instantly thanks to high repulsive force. Because of these character angler will be able to jerk EGI sharply with less power than ever and make monster squid float quickly without any breakage of legs of squid when you fight. Blanks with moderate stiffness and suppleness will reduce burden of anglers and enable you to lure squid more delicately.

Although Calista series have been loaded flexibility and lightness. Also, repulsive force that has been loaded on blanks is much stronger than Mebius series.

Even though 3 type of M class in this series, those are classified by situations of eging scene and size of squid. All of them bend well even a small amount of input and reshape itself speedy and powerfully. If you aim squid over 3kg mainly, 82M or 86M are recommended.

Other power class will cover small size of squid Up to 2kg.

High versatility is hidden inside of blanks with high sensitivity and durability to be able you to handle variety of lure in weight range on specifications.

The potential of versatility loaded on this series will let you aim not only squid but also variety of fish.



TORZITE Fuji

NANOALLOY



Calista Movies



Calista 89ML/TZ/NANO



Calista 82ML/TZ/NANO



Calista

710M /TZ NANO

Price:



Lure: Egi #2.5-4 Line: PE 0.6-1

- Length: 2395mm(CL:1225mm) Weight: 100g
- Guide: TORZITE Titanium frame K Guide & Top Guide : SIC Ring Titanium frame Guide(Fuji)
- Section: 2pcs (Spigot Ferrule) Reel seat: VSS16(Fuji)
- Suitable reel size D: LT2500~3000C / S: C3000



More details

This is the Calista with high response in a short length blank which is good for the anglers who would like to jerk Egi more sharply and more aggressively than others. If you would like to give Egi effective action with less power than ever, we recommend you to choose this 710M. Although it is short length, you will be able to cast as long distance as Calista 86M TZ Nano and it will cover various way of fishing as such as blind or sight. Of course you can use it from boat as well.



82M /TZ NANO

Price:



Lure: Egi #2.5-4 Line: PE 0.6-1

- Length: 2485mm(CL:1280mm) Weight: 98g
- Guide: TORZITE Titanium frame K Guide & Top Guide : SIC Ring Titanium frame Guide(Fuji)
- Section: 2pcs (Spigot Ferrule) Reel seat: VSS16(Fuji)
- Suitable reel size D: LT2500~3000C / S: C3000



More details

Although it have massive power to set hook on and land monster squid, tip section have outstanding high sensitiveness to sense tiny contact of monster squid. Highly remarkable point is that lightness you can feel when you actually cast and making action with it. We would like to say that this 82M have gotten lightness feel of manipulating like a 710M, then loaded butt power as same as 86M. You can fish for all season at variety of field as such as rocks, piers or surf with it.



86L /TZ NANO

Price:



Lure: Egi #2.5-3.5 Line: PE 0.4-0.8

- Length: 2582mm(CL:1325mm) Weight: 93g
- Guide: TORZITE Titanium frame K Guide & Top Guide : SIC Ring Titanium frame Guide(Fuji)
- Section: 2pcs (Spigot Ferrule) Reel seat: VSS16(Fuji)
- Suitable reel size D: LT2500 / S: C3000



More details

This is the light class rod which is good for jerking make use of line slack. This is suit to the game that lure squid delicately and sense slightest touch of squid with fine PE line. We have expressed 86L as "light class rod" which means it will be enable you to manipulate lure with less power than other models and it have been loaded enough butt power to keep squid over 2kg under control. This is the best eging rod for angler who would like to fish with super fine PE line.



82ML /TZ NANO

Price:



Lure: Egi #2.5-3.5 Line: PE 0.5-1

- Length: 2500mm(CL:1285mm) Weight: 95g
- Guide: TORZITE Titanium frame K Guide & Top Guide : SIC Ring Titanium frame Guide(Fuji)
- Section: 2pcs (Spigot Ferrule) Reel seat: VSS16(Fuji)
- Suitable reel size D: LT2500~3000C / S: C3000



More details

This is almighty eging rod that suit to not only from breakwater or rocks but also eging game on boat. This have been finished as a sensitive rod with high repulsive force to be enable anglers to jerk lure making use of line slack or jerk aggressively. Angler will be able to manipulate lure delicately when you sight fishing make use of this length. And it have been gotten ability of distance cast thanks to Torzite ring guide and blanks with NANOALLOY® carbon material from TORAY.



89ML /TZ NANO

Price:



Lure: Egi #2.5-3.5 Line: PE 0.5-1

- Length: 2672mm(CL:1365mm) Weight: 100g
- Guide: TORZITE Titanium frame K Guide & Top Guide : SIC Ring Titanium frame Guide(Fuji)
- Section: 2pcs (Spigot Ferrule) Reel seat: VSS16(Fuji)
- Suitable reel size D: LT2500~3000C / S: C3000



More details

This is the well balanced model that is enable anglers to jerk various ways from vanishing wave block, rocks or high scaffolding breakwater. It have been gotten high versatility to lure squid by various way of jerking and you will be able to cast long distance with it without any stress. This will be played an active part in spring and fall season. This is the super sensitive model which is not only to sense contact of squid but also to explore underwater world as you are searching by hands.



86M /TZ NANO

Price:



Lure: Egi #2.5-4 Line: PE 0.6-1

- Length: 2575mm(CL:1325mm) Weight: 99g
- Guide: TORZITE Titanium frame K Guide & Top Guide : SIC Ring Titanium frame Guide(Fuji)
- Section: 2pcs (Spigot Ferrule) Reel seat: VSS16(Fuji)
- Suitable reel size D: LT2500~3000C / S: C3000



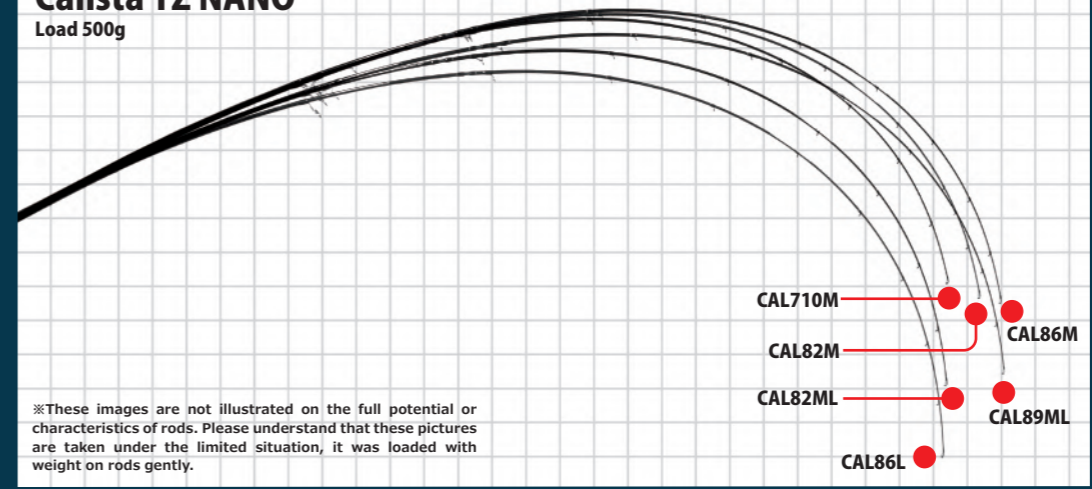
More details

This is the standard model which is great for hard darting action. You will notice high repulsive force and high response feeling on blanks themselves once you fish with it. But you will be able to jerk heavy lure very lightly with less burden on wrist of angler thanks to NANOALLOY® carbon material which have gotten high resiliency on blank. It will be bent from tip section to belly section when squid is hooked without any breakage of legs of it.



Calista TZ NANO Load 500g

Calista TZ NANO / Bending Curve / Load 500g



※These images are not illustrated on the full potential or characteristics of rods. Please understand that these pictures are taken under the limited situation, it was loaded with weight on rods gently.

Although Calista series have been loaded flexibility and lightness. Also, repulsive force that has been loaded on blanks is much stronger than Mebius series.

Even though 3 type of M class in this series, those are classified by situations of eging scene and size of squid. All of them bend well even a small amount of input and reshape itself speedy and powerfully. If you aim squid over 3kg mainly, 82M, 86M are recommended.

Other power class will cover small size of squid Up to 2kg.





Mebius / 6 Line up

Shore Eging



Mebius Movies

We hope that fishing rod from YAMAGA Blanks is going to be used by much more number of anglers. That is ambition what we put into Mebius series. It is quite difficult to keep low budget while pursuing performances and quality. But we have succeeded to achieve those elements as making extensive use of our techniques of design and quality of factory. That is how we build fishing rods and once you fish with Mebius series you will definitely know as much about our policy and performance of blanks. We offer you 6 different type of character for Mebius series as such as short length, light weight model or medium heavy class to cover various situation that you are going to face. Of course you can take one as main rod, you can also take one as a substitution for specific circumstances. High versatility is hidden inside of blanks with high sensitivity and durability to be enable you to handle variety of lure in weight range on specifications. The potential of versatility loaded on this series will let you aim not only squid but also variety of fish. We put our full of passion, spirit, knowledges and techniques of YAMAGA Blanks as a rod manufacturing bland into this Mebius series.



- Mebius Icons**
- SMALL** Small squid for small Egi
- 2kg** Up to 2kg
- 2kg-up** Over 2kg
- QUICK** Short pitch jerk Quick action
- SLACK** Line slack jerk
- BIG** For heavy egi
- BOAT** For boat casting

710L

Lure: Egi #1.8-3.5 (~21g)
Line: PE 0.3-0.6

- Length: 2390mm(CL:1225mm) Weight: 84g
- Guide: SiC-S stainless frame K guide (Fuji)
- Section: 2pcs (Put over Ferrule) Reel seat: VSS16(Fuji)
- Suitable reel size D: LT2500 / S: 2500~C3000



More details

If you wish to use super fine PE line to sense slightly changes of pressure of current and lure out carefully, this sensitive short length model is the one. When squid is less activity than usual then you are required to feel slightly changes of current and need to manipulate and lure out delicately, sensitiveness which is loaded to 710 enable you to cast light weight of Egi, sense tiny contact of squid and keep squid over 2kg under control. Of course you can take 710 for fishing from boat.



88L

Lure: Egi #2.5-3.5 (~21g)
Line: PE 0.4-0.8

- Length: 2645mm(CL:1350mm) Weight: 93g
- Guide: SiC-S stainless frame K guide (Fuji)
- Section: 2pcs (Put over Ferrule) Reel seat: VSS16(Fuji)
- Suitable reel size D: LT2500 / S: C3000



More details

This is the light class model which is good for short pitch jerk and jerk making use of line slack. You can cast even light weight of Egi with comfortable feeling thanks to flexibility and moderate repulsive force. So this is good to be used on sight fishing technically. Yet it have enough power to keep huge squid under control, you can manipulate Egi with less power than others. Once you fish with it you will recognize that it have gotten high potential to be used in all season.



85ML

Lure: Egi #2.5-3.5 (~24g)
Line: PE 0.5-0.8

- Length: 2555mm(CL:1305mm) Weight: 93g
- Guide: SiC-S stainless frame K guide (Fuji)
- Section: 2pcs (Put over Ferrule) Reel seat: VSS16(Fuji)
- Suitable reel size D: LT2500~3000C / S: C3000



More details

It have been designed to be more flexible than 86M and finished to become technical rod which is enable anglers to manipulate various weight of Egi at your will. You will be able to take advantage of versatility of 85ML as such as luring out delicately on sight fishing, jerk making use of line slack and short pitch jerking. We recommend 85ML for any level of anglers as an all-rounder



79M

Lure: Egi #2.5-4 (~28g)
Line: PE 0.5-1

- Length: 2365mm(CL:1210mm) Weight: 89g
- Guide: SiC-S stainless frame K guide (Fuji)
- Section: 2pcs (Put over Ferrule) Reel seat: VSS16(Fuji)
- Suitable reel size D: LT2500~3000C / S: C3000



More details

Blanks of 79M have been brushed up to be taking advantage of length. You will feel high response speed of blanks and high usability as characteristics of short length model while pursuing long casting performance. Yet it have enough power to cast and manipulate even size 4 Egi (about 25g). It have been loaded moderate repulsive force, flexibility and lightness on blanks. If you are required lure speedy or taking time to lure spooky one out, 79M will be your huge advantage for sure.



86M

Lure: Egi #2.5-4 (~30g)
Line: PE 0.5-1

- Length: 2595mm(CL:1325mm) Weight: 98g
- Guide: SiC-S stainless frame K guide (Fuji)
- Section: 2pcs (Put over Ferrule) Reel seat: VSS16(Fuji)
- Suitable reel size D: LT2500~3000C / S: C3000



More details

It is standard model of Mebius series. Although it is medium class rod, it have gotten sensitive, flexible tip and belly section to be adjusted modern eging scene technically. It have been designed to be well balanced to cast and manipulate Egi with less input by angler reducing burden of angler's wrist. This 86M is the most versatile model of this series. You can cast long distance and manipulate at your will even size 4 Egi (about 30g) without any anxious.



83MH

Lure: Egi #3-4.5 (~35g)
Line: PE 0.6-1.2

- Length: 2515mm(CL:1285mm) Weight: 98g
- Guide: SiC-S stainless frame K guide (Fuji)
- Section: 2pcs (Put over Ferrule) Reel seat: VSS16(Fuji)
- Suitable reel size D: LT3000C / S: C3000

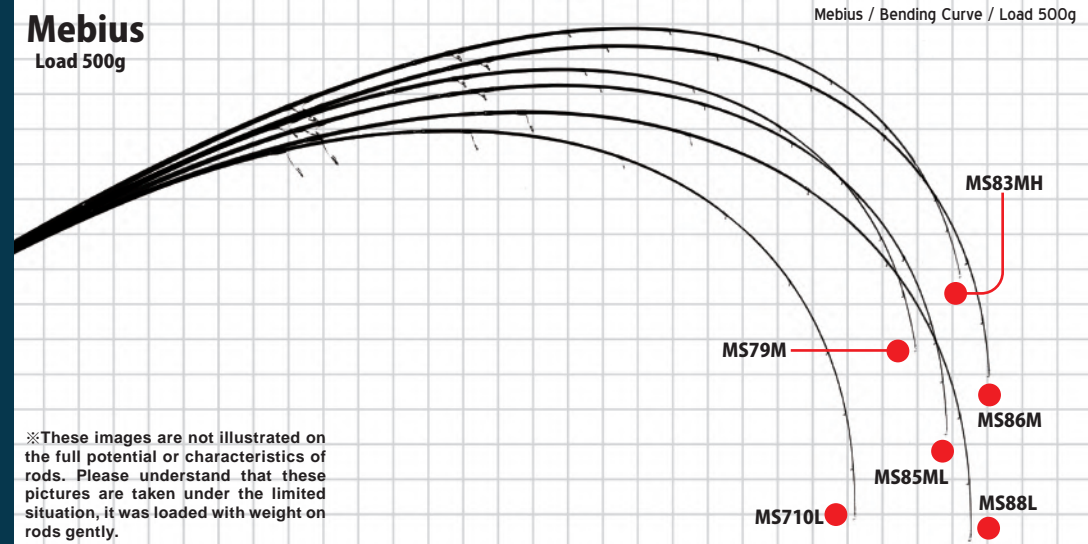


More details

Although this is the medium heavy model which have been loaded massive power on butt section, blanks of 83MH have lightness and flexibility. It is good for size 3.5~4 of Egi mainly, you can of course use heavy type of size 4.5 of Egi. This 83MH have been designed to be loaded enough power to set hook on huge squid even heavier than 2kg and lightness and flexibility of blanks will reduce unwanted kickback when you jerk.



Mebius Load 500g



※These images are not illustrated on the full potential or characteristics of rods. Please understand that these pictures are taken under the limited situation, it was loaded with weight on rods gently.

These are comparison images of Mebius series which are loaded 500g weight on tip. Mebius series have been loaded more flexibility than calista series to get more versatility and usability. We have focused on cast feeling of Mebius series. Wide range of release point and repulsive force will provide you excellent feeling and distance of cast. Comfortability of casting and toughness as eging rod are directly linked to versatility for aiming at various target. Enough versatility that to be used for horse mackerel, rockfish, black sea bream, seabass or light jigging game is hidden in those blanks.





BattleWhip / 6 Line up

Boat Eging

"BattleWhip" series to be adjusted boat eging scene which being developed day by day. We take advantage of skill, knowledges and experiences of designing fishing rod to shape the lineup of TipRun series, Ikametal series and also Omorig, which are adjusted to segmentalized game.

Although we have chosen carbon solid tip first time ever as YAMAGA Blanks for TipRun series and Ikametal series, these are not only that.

We have pursued not only sensitiveness but also high comfortability for casting and manipulating exactly like Bluecurrent series.

All of these models have given own specialized character one by one to make angler sense slightly changes which is transmitted through blanks.



BattleWhip Movies



TR BattleWhip TR / Tip Run Eging Model 3 Line up

3 types of BattleWhip TR series which have been given original character is lined up to cover various situations of TipRun eging scene. Anglers will enjoy to feel differences of sensitivity and speed of settle of tip section without unwanted wobble.

TR 63/N (Type-N : No Look) Carbon Solid Tip model

Egi: 30~60g Depth: 20~50m
Line: PE 0.4-0.8

- Length: 1920mm(CL:975mm) Weight: 75g
- Guide: SiC-S stainless frame K guide+SiC stainless frame LDB guide(Fuji)
- Section:2pcs (Put over Ferrule) Reel seat: VSS16(Fuji)
- Suitable reel size D: LT2500C~3000C / S: 2500~C3000



More details

Making use of advantage of high sensitivity accumulated from light game scene, blanks transmit slightly touch of squid. This characteristic of TR63 makes you to distinguish activity of squid and to stay focused even you faced touch condition. This is for the angler who does not want to lose opportunity of catching squid. You do not have to look at tip to get indication of vital information. Blanks definitely transmits signal to your hand. All you have to do is just feel it! This 63/N will make differences for sure.



Grip a.295mm | b.360mm | Spinning Model

Price:

Target: Squid Style: TipRun

TR 73/S (Type-S : Shallow) Carbon Solid Tip model

Egi: 20~40g Depth: ~30m
Line: PE 0.4-0.8

- Length: 2225mm(CL:1145mm) Weight: 83g
- Guide: SiC-S stainless frame K guide+SiC stainless frame LDB guide(Fuji)
- Section:2pcs (Put over Ferrule) Reel seat: VSS16(Fuji)
- Suitable reel size D: LT2500~3000C / S: 2500~C3000



More details

This is specialized model with high sensitivity and operability to cover from shallow to 30m depth of water. 7.3ft length of blanks will help you to stay your Egi still even you fish from mid-large boat or in situation that you are struggled in welter of the sea surface. You can fish with S-Fall techniques while taking advantage of its length. Of course, casting game is available with this versatile model. We believe that you will be able to enjoy the variety of situation and method of squid games with this TR 73/S.



Grip a.310mm | b.375mm | Spinning Model

Target: Squid Style: TipRun • Boat Eging

TR 69/D (Type-D : Deep) Carbon Solid Tip model

Egi: 50~80g Depth: 40~90m
Line: PE 0.6-1

- Length: 2075mm(CL:1060mm) Weight: 80g
- Guide: SiC-S stainless frame K guide+SiC stainless frame LDB guide(Fuji)
- Section:2pcs (Put over Ferrule) Reel seat: VSS16(Fuji)
- Suitable reel size D: LT2500~4000C / S: C3000~4000



More details

This is the most powerful model in this series to cover area such as deep and rapid water. If you aim huge squid in tough area such as current runs rapidly or deep water around 40m or more, TR 69/D is the best choice. It will be bent very smoothly while accumulating huge repulsive force inside of blanks themselves to lift even squid much bigger than you have thought. This is for anglers who wish to explore untouched area for aiming massive squids.



Grip a.295mm | b.360mm | Spinning Model

Target: Squid Style: TipRun



BattleWhip IM / Ika Metal Model 2 Line up

Ika Metal series have been well balanced to achieve comfortable manipulate feeling and versatility that is enable you to jerking, shaking, posing, slow lifting and slow falling at your will.



IM 69S Carbon Solid Tip model

Egi: MAX #25(90g) Line: PE 0.4-0.8

- Length: 2070mm(CL:1060mm) Weight: 86g
- Guide: SiC-S stainless frame K guide+SiC stainless frame LDB guide(Fuji)
- Section:2pcs (Put over Ferrule) Reel seat: VSS16(Fuji)
- Suitable reel size D:LT2500~3000C / S:2500~C3000



More details

Thanks to sensitivity and visibility of blanks are increased for achieving the excellent results. The lightness of it let you handle this stick as your extended arm, flexibility and repulsive force provide you comfortability and toughness of butt section enable you to lift unexpected monster up to surface without anxious and burden of physical. This IM69/S will cover various situation, method and size of target with fun for sure.



Grip a.445mm | b.515mm | Spinning Model

Price:

Target: Squid Style: Ika Metal / Sutte

IM 69B Carbon Solid Tip model

Egi: MAX #30(110g) Line: PE 0.4-0.8

- Length: 2070mm(CL:1060mm) Weight: 100g
- Guide: SiC-S stainless frame K guide (Fuji)+SiC stainless frame LDB guide(Fuji)
- Section:2pcs (Put over Ferrule) Reel seat: PMTS17(Fuji)
- Suitable reel size D:100~200 / S:100~200



More details

Carbon solid tip let you know vital information visibly and transmit a lot of information to your finger through blanks. Although it have flexibility and sensitivity, once you have sensed touch of squid you can strike aggressively without any delay thanks to moderate stiffness and repulsive force which also help angler to lift huge squid up from bottom of the sea. Taking advantage of IM69/B overhead model, we hope that you hunt squid as many as you have wished.



Grip a.430mm | b.530mm | Overhead reel Model

Price:

Target: Squid Style: Ika Metal / Sutte



BattleWhip OR / Omorig Model 1 Line up

This OR model have been designed to aim monster squid which is hidden the edge of lighting or conquer the tough situation that squid hardly take your egi at all. You can cast sinker with small size of egi to reach the point where the squid might be there and you can give it action exactly as you have planned.



OR 72/C (Type-C : UNDER CAST) Tubular Tip model

Sinker Weight: CAST MAX #40 (150g) *under cast only
Line: Max PE 1

- Length: 2190mm(CL:1125mm) Weight: 99g
- Guide: SiC-S stainless frame K guide (Fuji)
- Section:2pcs (Put over Ferrule) Reel seat: VSS16(Fuji)
- Suitable reel size D: LT2500~5000C / S: C3000~C5000



More details

This OR72/C have been designed to manipulate sinker weight 90g~150g comfortably. Also powerful enough butt and belly section to cast sinker up to 150 safety and comfortably. Thanks to moderate stiffness of tip section vital information of squid will be transmitted very clearly. You can search as wide as you have wished and you can sense what is going on inside of water very clearly. You will definitely enjoy this squid game as you are having jigging game with it.



Grip a.460mm | b.525mm | Spinning Model

Price:

Target: Squid Style: Omorig

TR 73/S (Type-S : Shallow) Carbon Solid Tip model

Egi: 20~40g Depth: ~30m
Line: PE 0.4-0.8

- Length: 2225mm(CL:1145mm) Weight: 83g
- Guide: SiC-S stainless frame K guide+SiC stainless frame LDB guide(Fuji)
- Section:2pcs (Put over Ferrule) Reel seat: VSS16(Fuji)
- Suitable reel size D: LT2500~3000C / S: 2500~C3000



More details

This is specialized model with high sensitivity and operability to cover from shallow to 30m depth of water. 7.3ft length of blanks will help you to stay your Egi still even you fish from mid-large boat or in situation that you are struggled in welter of the sea surface. You can fish with S-Fall techniques while taking advantage of its length. Of course, casting game is available with this versatile model. We believe that you will be able to enjoy the variety of situation and method of squid games with this TR 73/S.



Grip a.310mm | b.375mm | Spinning Model

Target: Squid Style: TipRun • Boat Eging

TR 69/D (Type-D : Deep) Carbon Solid Tip model

Egi: 50~80g Depth: 40~90m
Line: PE 0.6-1

- Length: 2075mm(CL:1060mm) Weight: 80g
- Guide: SiC-S stainless frame K guide+SiC stainless frame LDB guide(Fuji)
- Section:2pcs (Put over Ferrule) Reel seat: VSS16(Fuji)
- Suitable reel size D: LT2500~4000C / S: C3000~4000





More details

This is the most powerful model in this series to cover area such as deep and rapid water. If you aim huge squid in tough area such as current runs rapidly or deep water around 40m or more, TR 69/D is the best choice. It will be bent very smoothly while accumulating huge repulsive force inside of blanks themselves to lift even squid much bigger than you have thought. This is for anglers who wish to explore untouched area for aiming massive squids.

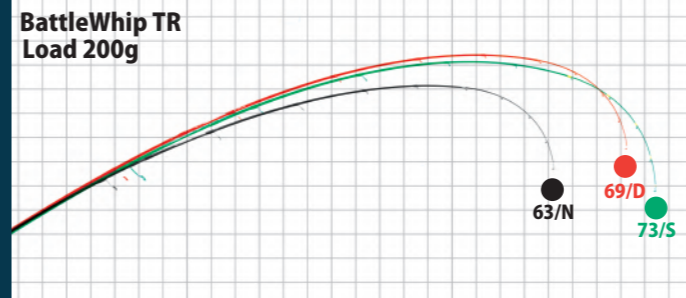


Grip a.295mm | b.360mm | Spinning Model

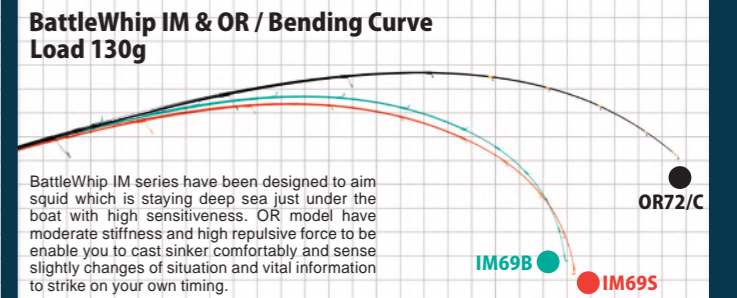
Target: Squid Style: TipRun



Precaution for carbon solid tip model
As we have mentioned, TR&IM series have been loaded carbon solid tip. The material of carbon solid tip is extremely delicate and fragile. So please careful with shock of impact and handle gently when you fish and shored them with care. Although you can fish in properly use with them, it might be cause of breakage of carbon solid tip if you retrieve your lure too much or wind up knot into top guide.



These are comparison image of BattleWhip TR seies. 69/D is the most powerful to cover deep area. 73/S is versatile model for shallow area and you can cast with it as well. 63/N is the most sensitive rod in this series to transmit information you could not sense before.



These are comparison image of BattleWhip IM & OR which are loaded 130g weight on tip section. Although same blanks are used for spinning and overhead, you might feel that overhead is little stiffer than spinning because of specification of components. Although IM series have been loaded carbon solid tip, OR model have been loaded tubular tip to be enable you to cast with underhand comfortably.

Jigging & Boat Casting

Galahad Jigging

SeaWalk Light Jigging

BlueSniper Boat Casting

BLUE REEF GT Boat Casting



**BORN
TO FISH**
YAMAGA BLANKS
JAPAN FACTORY
32°59'49.5"N 130°39'34.2"E



Vertical

Bevel

Jigging

Automatic

Light

Galahad



Galahad / 9 Line up

Jigging



Galahad Movies

Galahad from YAMAGABlanks which has been designed as 1 pc model to taking advantage of bending curve and repulsive force as a jointless stick are line up for jigging game.

632S,633S and 634S have been loaded flexible tip section to let jig swim naturally and moderate repulsive force on belly and butt section to let jig move rhythmically. 585S and 526S high elasticity to let jig move speedy and aggressively when you jerk vertically.

We have succeeded to load high sensitivity to sense small vital information, ease of manipulation to reduce physical burden and high speed of response to transfer your input power. You can jerk both short and long strokes as you wish easily. 3 models for electric reel which are enhanced durability and tenacity against continuous jerking action.

Galahad series have been developed well to cover various situation and method.



- Galahad Icons** **1** 1 piece model
- 2** 2 piece model
- BEVEL** Bevel jerk
- VERTICAL** Vertical jerk High-pitch jerk
- SHALLOW** Shallow area Depth30~80m
- DEEP** Deep area Depth100~200m
- E** For electric reel

Galahad Spinning model

632S

Lure: Jig Max 140g **Line: Max PE 2**
Drag Max: 3kg/45°

- Length: 1915mm ● Weight: 169g
- Guide: SIC-S stainless frame K guide(Fuji)
- Section: 1pc ● Reel Seat: DPS18(Fuji)
- Suitable reel size D:3500~4000 / S:5000~6000



More details

This is the lightest model of spinning which have high flexibility on tip and belly section. Although it has flexibility and high sensitivity to sense slightly changes of current and reducing the chance of breaking line or hook, once loaded heavily tough butt section keep unexpected huge fish under control. If you focus to input the load on belly section, jig will swim very smoothly without unnatural movement.

Price:



633S

Lure: Jig Max 180g **Line: Max PE 3**
Drag Max: 4kg/45°

- Length: 1915mm ● Weight: 178g
- Guide: SIC-S stainless frame K guide(Fuji)
- Section: 1pc ● Reel Seat: DPS18(Fuji)
- Suitable reel size D:3500~4000 / S:5000~6000



More details

You can call this 633S all-rounder of inshore jigging model. Sometimes you have to do one pitch jerk on horizontally, combination jerk on vertically with just one stick. 633S work well on various kind of jigging situation as an all-rounder. You can sense even a small vital information so if the target would not take your jig then you can switch the rhythm of jerking to let them bite. If you fish with jig around 150g please take 633S or if you use around 120g mainly, 632S is the best choice.

Price:



634S

Lure: Jig Max 220g **Line: Max PE 4**
Drag Max: 6kg/45°

- Length: 1915mm ● Weight: 196g
- Guide: SIC-S stainless frame K guide(Fuji)
- Section: 1pc ● Reel Seat: DPS18(Fuji)
- Suitable reel size D:4000~4500 / S-D: 6000~8000



More details

If you face the situation that you are required to move long jig naturally, to input load effectively on deep or rapid area, even on horizontally jigging in windy condition, 634S will cover all of these without any anxious. You will realise that 634S have massive power to fight with kingfish at shallow or rough reef. The versatility of 634S enable you to jerk in one pitch or combinational jerk if you necessary to approach with different method.

Price:



Galahad Spinning model

585S

Lure: Jig Max 280g Line: Max PE 5
Drag Max: 8kg/45°

- Length: 1745mm Weight: 212g
- Guide: SiC-S stainless frame K guide(Fuji)
- Section: 1pc Reel Seat: DPS18(Fuji)
- Suitable reel size D: 4500~5000 / S: D: 8000~10000



More details

585S have been designed to control the game of kingfish or amberjack without losing initiative. Short and fine blank of 585S enable you to jerk jig aggressively does not matter the shape of Jig to approach the target. Of course, butt section has enough power to keep giving pressure on fish with PE5. If you wish to fall jig vertically and jerk aggressively to aim huge one at fish bed or rough reef, 585S is the perfect choice for sure.

Price:



Grip a.495mm | b.670mm | Spinning Model

Target: Blue Runner · Dogtooth tuna Field: Shore line ~ Island

526S

Lure: Jig Max 350g Line: Max PE 6
Drag Max: 12kg/45°

- Length: 1585mm Weight: 304g
- Guide: SiC Ocean Guide(Fuji)
- Section: 1pc Reel Seat: DPS20(Fuji)
- Suitable reel size D: 5000~6500 / S: D: 10000~20000



More details

If you wish to aim great amberjack, large dogtooth tuna around 200m depth of water or huge kingfish feeding on the fish bed, this 526S which is specialized for high pitch jerk will be perfect choice. You can transfer your loading to metal jig with small motion easily thanks to the high modulus design of blank. So, you can jerk very quickly as you wish to even in quite deep water. Although it has toughness and durability to keep unexpected big target under control on butt section, it bends much smoother than you expected.

Price:



Grip a.490mm | b.670mm | Spinning Model

Target: Blue Runner · Dogtooth tuna · yellowfin tuna Field: Island

Galahad Overhead reel model

622B

Lure: Jig Max 150g Line: Max PE 2
Drag Max: 3kg/45°

- Length: 1890mm Weight: 187g
- Guide: SiC-S stainless frame K guide(Fuji)
- Section: 1pc Reel Seat: PLS18(Fuji)
- Suitable reel size D: 10~15 / S: 1000~1500



More details

This is the lightest model for overhead reel to be used on near shore with PE line up to 2. You can approach the target with various action as such as natural swimming action focused on tip section, high speed short pitch jerking concentrate on belly and butt section or long fall action to cover various situation thanks to sensitivity and lightness of blank itself. If you wish to aim yellowtail or kingfish delicately with fine line, 622B the one.

Price:



Grip a.435mm | b.590mm | Overhead reel Model

Target: Blue Runner Field: Shore line

623B

Lure: Jig Max 200g Line: Max PE 3
Drag Max: 4kg/45°

- Length: 1890mm Weight: 188g
- Guide: SiC-S stainless frame K guide(Fuji)
- Section: 1pc Reel Seat: PLS18(Fuji)
- Suitable reel size D: 15~20 / S: 1000~2000



More details

If you wish to give metal jig various kind of action as such as one pitch jerk in slow tempo, long fall or high pitch jerk with just one stick, we recommend you to pick this 623B. It has high sensitivity to sense what is happening in the deep water so you will be able to switch the way of approach depends on situations. It have been achieved high standard as overhead reel jigging tackle to aim yellowtail, kingfish or amberjack technically without any anxious and stress.

Price:



Grip a.435mm | b.590mm | Overhead reel Model

Target: Blue Runner Field: Shore line

624B

Lure: Jig Max 250g Line: Max PE 4
Drag Max: 6kg/45°

- Length: 1890mm Weight: 191g
- Guide: SiC-S stainless frame K guide(Fuji)
- Section: 1pc Reel Seat: PLS18(Fuji)
- Suitable reel size D: 30~35 / S: 2000



More details

This 624B is supposed to be chosen by anglers who is pursuing large kingfish or amberjack with PE4. 624B covers various way of approach as such as not only high pitch action thanks to blank which can transfer your loading of power very well but also good at long fall action in slow pitch. The potential of 624B will be shown by anglers especially who fish at deep or rapid area mainly to set hook on the target as you have planned exactly.

Price:



Grip a.435mm | b.590mm | Overhead reel Model

Target: Blue Runner Field: Shore line

526B

Lure: Jig Max 350g Line: Max PE 6
Drag Max: 12kg/45°

- Length: 1585mm Weight: 303g
- Guide: SiC Ocean Guide(Fuji)
- Section: 1pc Reel Seat: T-DPS20(Fuji)
- Suitable reel size D: 35~40 / S: 3000~4000



More details

This is the overhead reel model as same blank as 526S. It is specialized overhead reel model to aim large amberjack or dogtooth tuna on water up to 200m depth or heavy and rapid area. Moderate stiffness of this blank will reduce physical burden of angler. The sensitiveness hidden in blank of it will let you sense slightly changes of current and help you to jerk jig delicately. You can hold the rod on the gimbal belt or under your arm while enjoying the bend curve of this 526B.

Price:



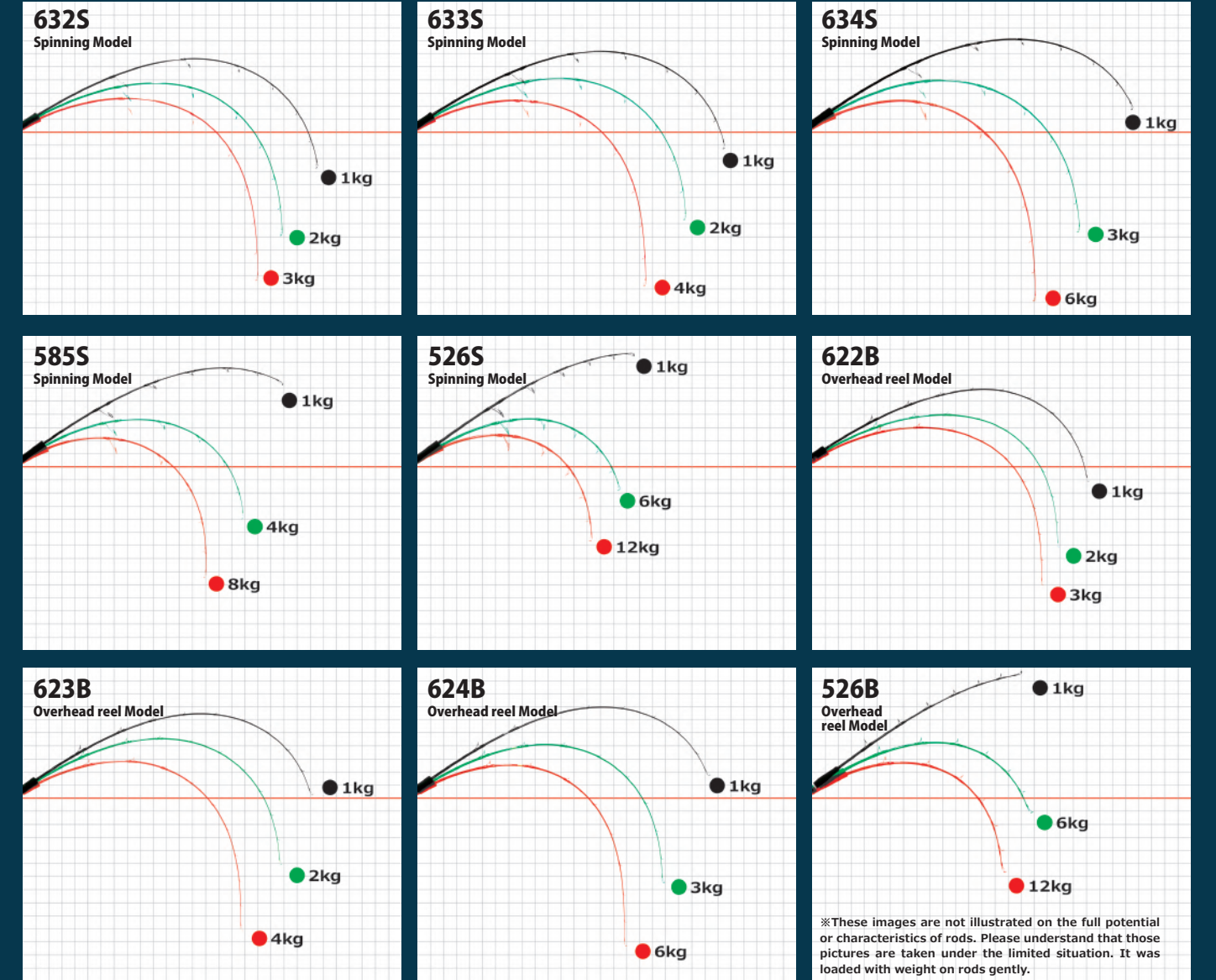
Grip a.455mm | b.700mm | Overhead reel Model

Target: Blue Runner · Dogtooth tuna · yellowfin tuna Field: Island



Galahad Spinning & Overhead reel Model Load Comparison

Galahad / Bending Curve / Load 1:2:3:4:6:8:12kg



※These images are not illustrated on the full potential or characteristics of rods. Please understand that those pictures are taken under the limited situation. It was loaded with weight on rods gently.

Galahad Spinning Model

The 632S, 633S and 634S have been designed to reduce unnecessary jumping and sliding of the jig and naturally swim the lure when jigging on a diagonal angle. In addition, this flexible blank design helps reduce the direct impact on the anglers wrist when jerking. In contrast, the 585S and 526S are built stiffer and will respond well when vertically jigging in deeper and faster flowing currents.

Galahad Overhead reel Model

622B, 623B and 624B have flexible tip to let your jig swim naturally and you can adjust the way of approach if you are required thanks to belly and butt section that have been loaded moderate stiffness and repulsive force. 526B is little stiffer than others to fish as you planned at deep area or rapid water.

About weight of loading

The image of 1kg load shows you the bend curve when you jerk jig. And other images are weight as drag max and weight in between of them. Rods are held on the angle that you are supposed to keep it when you are fighting with fish.

Jigging Model Comparison Table

Model	Stiffness	Power
526B	High	High
526S	High	High
586ER	High	High
585S	High	High
595S	High	High
594S	High	High
624ER	High	High
624B	High	High
634S	High	High
593S	High	High
623B	High	High
633ER	High	High
633S	High	High
622B	High	High
632S	High	High

●→Galahad Spinning Model
●→Galahad Overhead reel Model
●→Galahad TRAVEX
●→Galahad for ER

※Comparison chart shows strength and stiffness visually. But it is based on reference value from the concept of design so the feeling of stiffness and strength of these rods is depend on personal equation. And also please note that the stiffness doesn't mean the breaking strength.



Galahad 電 / 3 Line up

Electric Reel Jigging

The Galahad “電” are series especially designed for jigging with electric reels. These electric reels create a unique jig action which is difficult to replicate with ordinary reels that sometimes create unnecessary pauses. The heavy load placed on the blank by the mechanical winding of the reel is absorbed by the tip and the highly resilient belly section will allow anglers to rhythmically maneuver the jig through their rod-work.

All 3 models are highly resilient and will assist the anglers to maintain a dominant position when fighting unexpected large species that may bite.

※Suitable electric reel / We suggest suitable ER on this catalog according to capacity of line, power and balance of weight between reel and rod. Of course, you can use reel other than that we suggested on this catalog, it depend on your target which you aim on the depth of water where you fish at. So please check the maximal value of lure weight, line weight and Drag weight as a guide for selecting the best reel for yourself. You can also fish with standard type of overhead reel.



Galahad 電



Galahad 電 Movies



Galahad TRAVEX / 3 Line up

Jigging / 2pcs

We have created 2pics jigging rod Galahad-TRAVEX to achieve high portability while reducing cost of transport. TRAVEX have been retuned to be transferred your power to metal jig directory thanks to high repulsive force hidden in new blanks. Also, it will be bent from little farther than previous models, you can give a various kind of action to your metal jig as such as one pitch jerk, high pitch jerk or combination easier than before.

These models are not only ideal for your fishing trips overseas but also great for your local waters. The sharp, yet flexible blank is best suited for anglers who prefer a speedy and quick action of your jigs.

Galahad TRAVEX



Galahad TRAVEX Movie

633B 電

Lure: Jig ~150g Line: ~PE 3
Drag Max: 4kg

- Length: 1925mm Weight: 200g
- Guide: SiC-S stainless frame K guide(Fuji)
- Section: 1pc Reel Seat: TCS18(Fuji)
- Suitable reel size D:200~300 / S:1000~2000



More details

If you are going to aim at small sized Blue Runner with PE 3, this 633 would be a perfect choice. Even though automatic reeling at constant speed, flexibility of tip and belly section will help you to jerk jig comfortably and set hook on with less failure. It will bend very much when fish is on, but you can fight with fun without any worry. You will be surprised that potential which is hidden inside blank of 633 for sure.



Target: Yellowtail · Kingfish · Amberjack Field: Depth of ~100m

624B 電

Lure: Jig ~250g Line: ~PE 5
Drag Max: 6.5kg

- Length: 1905mm Weight: 199g
- Guide: SiC-S stainless frame K guide(Fuji)
- Section: 1pc Reel Seat: TCS18(Fuji)
- Suitable reel size D:300~500 / 1000~2000



More details

This is standard jigging rod for ER to aim blue runner around 5kg. You can be reeling with any speed thanks to nice and flexible tip section, then you can give the action to jig at your own will. If you hooked blue runner more than 10kg, you do not have to worry about anything! It will enable you to keep it under control without being anxious. We believe that it may be allowed to call almighty jigging rod for ER and we want anglers all over the world to fish with it.



Target: Yellowtail · Kingfish · Amberjack Field: Depth of ~150m

586B 電

Lure: Jig ~350g Line: ~PE 6
Drag Max: 10kg

- Length: 1740mm Weight: 222g
- Guide: SiC Ocean Guide(Fuji)
- Section: 1pc Reel Seat: TCS18(Fuji)
- Suitable reel size D:500 / S:2000~3000



More details

If you are going to aim king fish or yellow tail over 10kg we recommend you to choose this monster hunter. You can give action to jig around 300g in 100m depth of the sea effectively. It is going to help you to jerk heavy jig without any burden or stress and to fight with big fish with huge advantage thanks to its flexibility, toughness, and versatility. Fulcrum point is going to move to butt section when you fight it is not just stiff rod, you can use it feel like your arm for sure.



Target: Yellowtail · Kingfish · Amberjack Field: Depth of ~200m

TRAVEX 593S

Lure: Jig Max 180g Line: Max PE 3
Drag Max: 5kg

- Length: 1775mm(CL:1135mm) Weight: 206g
- Guide: SiC-S+SiC stainless frame K guide(Fuji)
- Section: 2pcs (Grip Joint) Reel Seat: DPS18(Fuji)
- Suitable reel size D:3500~4000 / S:5000~6000



More details

This is versatile stick to cover various method of jigging such as horizontally or vertically with around PE3. Thanks to sharpness and lightness of this blanks, you can enjoy manipulating your jig as you wish to. If you aim yellowtail or kingfish with metal jig up to 180g on 30~80m depth of water, the potential of 593S will be shown definitely. Although blanks of 593S seems slim and delicate, fish will be stopped and lifted by butt section which have been loaded massive power.



Target: Blue Runner Field: Shore line

TRAVEX 594S

Lure: Jig Max 240g Line: Max PE 4
Drag Max: 6.5kg

- Length: 1775mm(CL:1135mm) Weight: 221g
- Guide: SiC-S+SSiC stainless frame K guide(Fuji)
- Section: 2pcs (Grip Joint) Reel Seat: DPS18(Fuji)
- Suitable reel size D:4000~4500 / S:6000~8000



More details

If you aim kingfish or amberjack at near shore on expedition with around PE4, this 594S is the best choice. Lightness feeling of manipulation that is loaded as common characteristics of TRAVEX series enable you to handle long jig naturally at horizontally or to jerk jig aggressively at vertically. When you fish at fish bed with rough bottom or shallow area to aim tough target, you do not have to afraid to let it stop forcefully and aggressively without losing your initiative.



Target: Blue Runner Field: Shore line ~ Island

TRAVEX 595S

Lure: Jig Max 320g Line: Max PE 5
Drag Max: 8.5kg

- Length: 1780mm(CL:1130mm) Weight: 279g
- Guide: SiC Ocean Guide(Fuji)
- Section: 2pcs (Grip Joint) Reel Seat: DPS20(Fuji)
- Suitable reel size D:4500~5000 / S:8000~10000



More details

If you have plan to go to southern island of Japan or deep sea of overseas to aim large amberjack, dogtooth tuna or yellowfin tuna, please take 595S without hesitations. Tip section have been adjusted to become little flexible for increasing ability of manipulation and reducing burden of anglers when they jerk aggressively. Once huge fish is on, you will notice that it bends very smoothly and you might forget that it is 2pics grip jointed.

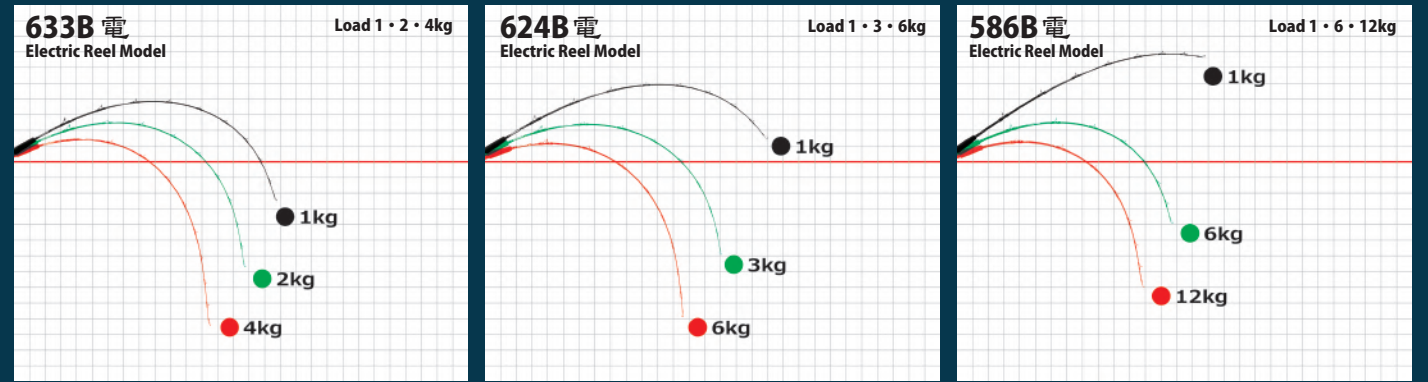


Target: Blue Runner · Dogtooth tuna · yellowfin tuna Field: Island

Galahad 電 for Electric Reel Load Comparison

Galahad for Electric Reel / Bending Curve

To absorb the impact of power loading by electric reel, blank of this series have been designed to become more seamless even on continuous supply of loading. These have kind of parabolic action so good to be fished with manual overhead reel as well.



Galahad TRAVEX 2pcs Model Load Comparison

Galahad TRAVEX / Bending Curve

Galahad TRAVEX series are designed to become little stiffer and sharper than same power spec of 1piece model. Easier to load your power directory to jig when you start jerking especially on vertical jigging or approach to deep area with high pitch jerk.

