



# SeaWalk Light Jigging / 6 Line up



You can aim Grunt, Horse mackerel, Blue runner, Rockfish, Sea bream or Hairtail systematically with these line up of Seawalk series. Blanks of light Jigging series have been employed flexibility on tip, high operational performance on belly section and huge power on butt section to keep large fish under control especially when you use Tungsten-Jig. The most important factor of "light jigging" with Tungsten-jig is how rod itself make jig swim naturally and shift to let it fall with quick response automatically. Of course it is also important for fine result to sense condition of the sea, then adjust jig weight to your PE line. That is the reason why we have pursued high sensitivity and flexible tip section to let Jig swim naturally. As we have explained already, you do not have to worry if bigger fish than you have expected is on. All models of light jigging series have been loaded enough power to keep huge fish under control.



- SeaWalk Icons
- SLJ Super Light Jigging ~Jig up to 25g available
- TG Tungsten-jig
- JIG Light Jigging
- KABURA Tairubber
- TAI JIG Jigging for Red sea bream (Reeling mainly)
- SABEL SABEL Jigging
- SEABASS JIGGING Jigging for Seabass
- DEEP For deep area
- E For Electric reel

## SeaWalk Light Jigging Spinning model

### 67UL

**Lure: Jig 15-40g / Cast Max 25g**  
**Line: PE 0.4-0.8**

- Length: 2015mm(CL:1570mm) Weight: 102g
- Guide: SiC-S stainless frame K guide(Fuji)
- Section: 2pcs (Grip Joint) Reel Seat: VSS16(Fuji)
- Suitable reel size D:LT2000~2500 / S:2000~C3000



This is the ultra-light class of light-jigging series to aim Grunt, Horse mackerel or else on shallow water with light weight jigs (around 20g). Combination of super fine PE line and Tungsten-jig make super light jigging possible to aim school of Grunt with falling action or Horse mackerel on the very bottom of the sea. And you will be able to cast jigs up to 25g or let jig up to 40g swim naturally in the 40m depth of water without any stress so you can aim variety of target depend on depth of water systematically. It is bent nicely when sea bream over 80cm or blue runner around 5kg without losing initiative.



Target: Blue Runner, Bottom fish, Sea bream Hairtai, Grunt, Horse Mackerel (Aji) Field: up to 40m depth

### 64L

**Lure: Jig 30-80g / Cast Max 35g**  
**Line: PE 0.6-1**

- Length: 1935mm(CL:1475mm) Weight: 114g
- Guide: SiC-S stainless frame K guide(Fuji)
- Section: 2pcs (Grip Joint) Reel Seat: VSS16(Fuji)
- Suitable reel size D:LT2500~4000C / S:C3000~4000



This is the standard model for light-jigging with Tungsten-jig on inshore. If you wish to cast jig up to 35g compactly or if you wish to cast Tungsten jig or Tai rubber jig to search target widely around 30-60m depth of the sea, belly and butt section which have been loaded moderate stiffness and strength make it possible. Thanks to performance of well-balanced tip and belly section, you can manipulate jig up to 80g on 80m depth of the water and you can keep jig swimming naturally without too much kickback.



Target: Blue Runner - Bottom fish - Sea bream, Hairtail - Grunt - Horse Mackerel (Aji) Field: up to 80m depth

### 64ML

**Lure: Jig 60-120g / Cast Max 50g**  
**Line: PE 0.6-1.2**

- Length: 1935mm(CL:1475mm) Weight: 115g
- Guide: SiC-S stainless frame K guide(Fuji)
- Section: 2pcs (Grip Joint) Reel Seat: VSS16(Fuji)
- Suitable reel size D:LT2500~4000C / S:C3000~4000



This is heaviest model of spinning model in this series. It will suit to deep area such as 50m-100m depth or field that current running rapidly. You can cast jig up to 50g. At the situation of vertical and horizontal fishing, you can handle jig up to 120g without any stress. You will notice that strength of butt section of 64ML once bigger fish than you expected is on. Taking advantage of cast ability and falling speed as spinning model, this 64ML will be the huge advantage if you fish on the sea very deep or current running rapidly.



Target: Blue Runner - Bottom fish - Sea bream - Hairtail Field: up to 100m depth

## SeaWalk Light Jigging Overhead reel model

### B66L

**Lure: Jig 40-80g Line: PE 0.6-1**

- Length: 1985mm(CL:1525mm) Weight: 131g
- Guide: SiC-S stainless frame K guide(Fuji)
- Section: 2pcs (Grip Joint) Reel Seat: PULS17(Fuji)
- Suitable reel size D:100~200 / S:100~300



More details

This 66L have employed high versatility to fish with Tungsten-jig on 20m-50m depth of the sea. It will good to be used for Tairubber game thanks to its flexible tip section and belly section which have moderate stiffness with high sensitivity to let you notice vital information or slightly changes of current. If you wish to aim Hair tail or Sea bass on bay area and try not to let jig move too much, this 66L will make it easier than other models for sure.



Target: Blue Runner - Bottom fish - Sea bream - Hairtail - Seabass Field: Jig - up to 50m depth / Tairubber- up to 100m depth

### B66ML

**Lure: Jig 40-120g Line: PE 0.8-1.2**

- Length: 1985mm(CL:1525mm) Weight: 131g
- Guide: SiC-S stainless frame K guide(Fuji)
- Section: 2pcs (Grip Joint) Reel Seat: PULS17(Fuji)
- Suitable reel size D:100~200 / S:100~300



More details

66ML have characteristic to cover wide range of depth of the sea (30m-80m) thanks to its well-balanced sensitiveness and powerfulness. Even you fish with Tungsten-jig, you will never lose response speed of jerk taking advantage of high sensitivity and manipulate ability thanks to characteristics of overhead model. It is also good to be used for Tairubber game in deep area (80m-100m) or current running rapidly.



Target: Blue Runner - Bottom fish - Sea bream - Hairtail - Seabass Field: Jig - up to 80m depth / Tairubber- up to 100m depth

### B65M

**Lure: Jig 60-150g Line: PE 0.8-1.5**

- Length: 1960mm(CL:1490mm) Weight: 128g
- Guide: SiC-S stainless frame K guide(Fuji)
- Section: 2pcs (Grip Joint) Reel Seat: PULS17(Fuji)
- Suitable reel size D:100~200 / S:100~300



More details

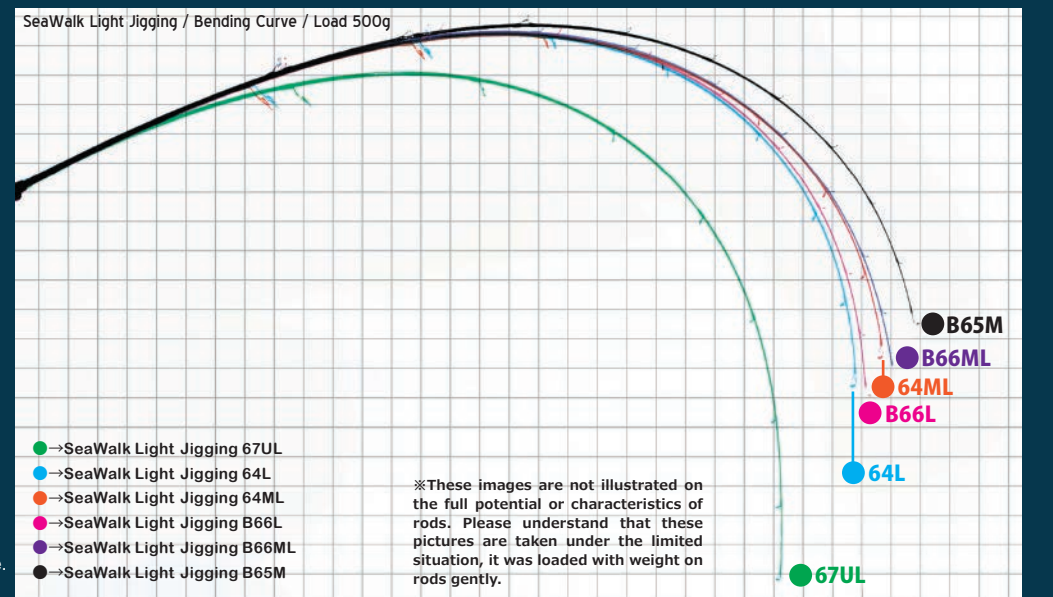
This 65M is the most powerful model of light-jigging series which is good to be fished in high population of blue runner. Compared to other models of light-jigging series, it have been loaded little stiffer blank than other and you can enjoy manipulating jig manually with this 65M at your will. You can handle 80g-150g of Tungsten-jig comfortably with it. If you are going to fish in 100m depth of water or rapid area with fine line, we recommend you to take this 65M.



Target: Blue Runner - Bottom fish - Sea bream - Hairtail Field: vup to 100m depth

## SeaWalk Light Jigging Spinning & Overhead reel Model Load 500g

These are comparison images of "SeaWalk Light-jigging" series which are loaded 500g weight on tip. Common characteristics of light Jigging series are that tip section which have been employed flexibility, belly section which have high operational performance and butt section which have been loaded huge power to keep large fish under control. Although these are suited to let jig swim naturally, if you chose more powerful model in this series, you will be able to jerk in steady rhythm thanks to moderate stiffness on the blanks. Blanks of spinning and overhead are totally different even if they are in same power class. Common characteristic of Light-jigging series is tough butt section. Even though 67UL is bent well, enough butt power is on it. Enough power to aim fish over 5kg is loaded on all of blanks for Light-jigging series. Please select power class depends where you fish on or how heavy jig you choose.



Model	Stiffness	Power
TR65UL	Low	Low
LJ67UL	Low	Low
TR61L	Low	Low
LJ64L	Low	Low
LJB66L	Low	Low
LJ64ML	Low	Low
LJB66ML	Low	Low
TR60ML	Low	Low
TJ611ML	Low	Low
TJ75ML	Low	Low
TR68L	Low	Low
TR68ML	Low	Low
LJB65M	Low	Low
TJ63M	Low	Low


Although all 6 models of Light jigging have enough power to aim fish over 5kg is loaded on blanks, comparison table shows you the power includes feeling of manipulations. That means you can handle lighter jig with lighter models. Also you will be able to fight and land on red sea bream over 80cm with Tairubber and Tai jigging series. Sensitiveness of models which are higher power on this chart table is higher when you use it in fast current. Please note that "power" on this chart is not just stands for availability to catch big fish. That meant the models which are on higher power are good to be used at deep water or fast current.





# SeaWalk Tai-Model / 8 Line up

## Tairubber & Taijigging Category



The lure game targeting snappers with Tai-Rubber and Tai-jigs require the use of light lines to reduce the effect of water pressure and strong currents. The unique style of fishing will be productive with the Tai-rubber one day and only bite Tai-jigs on another. That's why people are so attracted to this snapper game and the reason for the development of our lineup of models.

The SeaWalk Tai-rubber models are highly sensitive to efficiently transmit the subtle changes in the current and pursuit of fish through the blank. The flexible tip will lead to a proper bite and the strong butt section will allow anglers to go head-to-head with the biggest of snappers out there.

In contrast, the SeaWalk Tai-jig models are built to lightly maneuver the jigs with ease and then powerful belly and butt section will successfully set hook in the hard mouth of the snapper.



### SeaWalk Tairubber

#### 65UL Tairubber

**Price:**

**ROD SPEC** Lure: **Max 80g** Line: **PE ~0.8**

The softest tip of the series belongs to this model, yet the belly to butt section holds decent power against any snapper. Both vertical or drift jigging can be used. When faced with rough seas this 6ft 5in length rod won't get in your way.

- Length: 1950mm
- Weight: 119g
- Guide: SiC-S stainless frame K guide(Fuji)
- Section: 1pc
- Reel Seat: TCS16(Fuji)
- Suitable reel size D:100~200 / S:100~200

Grip: a.440mm | b.555mm | Overhead reel Model

Target: Red Sea Bream | Field: ~80m depth

#### 61L Tairubber

**Price:**

**ROD SPEC** Lure: **Max 80g** Line: **PE ~1**

This basic model is equipped with a highly sensitive blank and a soft tip that will not spook the fish during a bite. The responsive action of the butt ensures proper hook-up on the tough part of the snapper's mouth.

- Length: 1850mm
- Weight: 125g
- Guide: SiC-S stainless frame K guide(Fuji)
- Section: 1pc
- Reel Seat: TCS16(Fuji)
- Suitable reel size D:100~200 / S:100~200

Grip: a.440mm | b.555mm | Overhead reel Model

Target: Red Sea Bream | Field: ~100m depth

#### 60ML Tairubber

**Price:**

**ROD SPEC** Lure: **Max 100g** Line: **PE ~1.2**

Unlike other super stiff rods in the market, the butt section of this rod will follow through the unexpected thrashing of the fish thus reducing bust off and hook failure. Anglers can confidently battle a snapper over 80cm.

- Length: 1825mm
- Weight: 127g
- Guide: SiC-S stainless frame K guide(Fuji)
- Section: 1pc
- Reel Seat: TCS16(Fuji)
- Suitable reel size D:100~200 / S:100~200

Grip: a.440mm | b.555mm | Overhead reel Model

Target: Red Sea Bream | Field: ~100m depth

#### 68L Tairubber

**Price:**

**ROD SPEC** Lure: **Max 100g** Line: **PE ~1.2**

This is the utility model to cover waters from coastal to open sea. You will be able to set the hook on easily without putting any stress on fish because of its tip section which have been loaded exquisite flexibility. Belly and butt section have been designed to be tenacious so that it will cover not only small one in shallow area but also trophy fish in deep area.

- Length: 2070mm (CL: 1610mm)
- Weight: 163g
- Guide: SiC-S stainless frame K guide(Fuji)
- Section: 2pcs (Grip Joint)
- Reel Seat: TCS16(Fuji)
- Suitable reel size D:100~200 / S:100~200

Grip: a.450mm | b.560mm | Overhead reel Model

Target: Red Sea Bream | Field: Around 100m depth

#### 68ML Tairubber

**Price:**

**ROD SPEC** Lure: **Max 150g** Line: **PE -1.5**

This have been loaded more power on section from belly to butt than 68L while taking over sensitive tip section of 68L. Anglers will be able to sense the small contact of fish or slightly changes of current even when you fish on the water where rapid current or tough and deep area where have to be used lure more than 100g because of its ability of high response on the blank.

- Length: 2070mm (CL:1610mm)
- Weight: 167g
- Guide: SiC-S stainless frame K guide(Fuji)
- Section: 2pcs (Grip Joint)
- Reel Seat: TCS16(Fuji)
- Suitable reel size D:100~200 / S:100~200

Grip: a.460mm | b.560mm | Overhead reel Model

Target: Red Sea Bream | Field: Around 130m depth

#### SeaWalk Taijigging

#### 75ML Taijigging

**Price:**

**ROD SPEC** Lure: **Jig 20~100g** Line: **PE 0.6~1.5**

This is of course good for not only generalized wind fishing but also good for pursuing the potential of jigging game of red sea bream. This is good to be fishing with jig weight 20g~100g and you will be able to do long lift & fall taking advantage of its length. This have been loaded high versatility to cover various ways of fish, to cover seasons from early summer to late fall and to cover shallower than 30m depth of the sea to catch red sea bream.

- Length: 2280mm (CL:1800mm)
- Weight: 129g
- Guide: SiC-S stainless frame K guide(Fuji)
- Section: 2pcs (Grip Joint)
- Reel Seat: IPS16(Fuji)
- Suitable reel size D:LT2500~4000C / S:C3000~4000

Grip: a.460mm | b.550mm | Spinning Model

Target: Red Sea Bream | Method: Jig for Red Sea Bream(20~100g) , Tenya

#### 611ML Taijigging

**Price:**

**ROD SPEC** Lure: **Jig 40~120g** Line: **PE 0.8~1.5**

This is the basic model of SeaWalk Tai Jigging series. This is good to be used with jig weight 40g~120g which is basic weight for Red Sea Bream jigging. You will be able to wind jig comfortably and set the hook easily. The potential of this 611ML will come out when you use it on spawning season in spring, fish at deep areas such as 50m depth of the sea or where the rapid current. We think this is the one for anglers no matter if you are a beginner or expert.

- Length: 2130mm (CL:1650mm)
- Weight: 125g
- Guide: SiC-S stainless frame K guide(Fuji)
- Section: 2pcs (Grip Joint)
- Reel Seat: IPS16(Fuji)
- Suitable reel size D:LT2500~4000C / S:C3000~4000

Grip: a.460mm | b.550mm | Spinning Model

Target: Red Sea Bream | Method: Jig for Red Sea Bream (40~120g)

#### 63M Taijigging

**Price:**

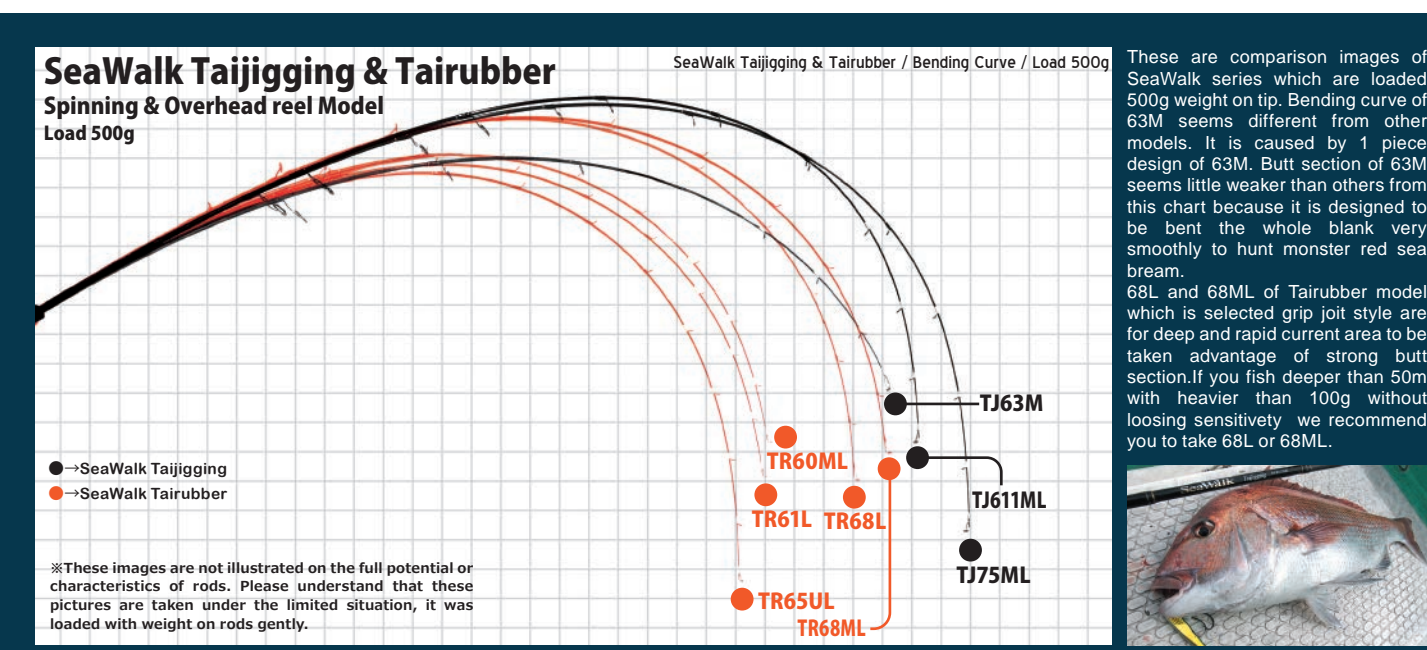
**ROD SPEC** Lure: **Jig 60~150g** Line: **PE 1~2**

This is for you to pull big snapper out from deep and capture the tough situation. This shortest rod in this series enables you to use 150g maximum without losing manipulation performance. Nice & sensitive tip section will set hook on the mouth of snapper, tough and powerful belly and butt section will keep monster snapper under control and pull it up to surface quickly.(Able to aim Trevally, Blue runner or Rock fish up to 5kg)

- Length: 1910mm
- Weight: 127g
- Guide: SiC-S stainless frame K guide(Fuji)
- Section: 1pc
- Reel Seat: IPS16(Fuji)
- Suitable reel size D:LT2500~5000C / S:C3000~4000

Grip: a.460mm | b.550mm | Spinning Model

Target: Red Sea Bream | Method: Jig for Red Sea Bream (60~150g)



These are comparison images of SeaWalk series which are loaded 500g weight on tip. Bending curve of 63M seems different from other models. It is caused by 1 piece design of 63M. Butt section of 63M seems little weaker than others from this chart because it is designed to be bent the whole blank very smoothly to hunt monster red sea bream. 68L and 68ML of Tairubber model which is selected grip joint style are for deep and rapid current area to be taken advantage of strong butt section. If you fish deeper than 50m with heavier than 100g without losing sensitivity we recommend you to take 68L or 68ML.







Kingfish

Yellowtail

Boat Casting

Tuna

GT



# BlueSniper for Tuna Game / 4 Line up

## Boat Casting



BlueSniper for Tuna Game

The BlueSniper boat casting series for Tuna are especially built to target Bluefin Tuna and Yellowfin Tuna. The overwhelming speed and torque of the Tuna will lead to a prolonged fight if your target takes initiative of the fight. It is absolutely imperative to continuously apply pressure on the fish by fully loading the blank with the full weight of the fish and the blank is designed to do exactly this. All models also possess outstanding castability to shoot out the lures into feeding Tuna.



BlueSniper for Tuna Game Icons: Yellow&Blue fin tuna (M stand for Medium (Yellow fin mainly) L & XL stand for huge tuna), Kingfish (L stand for Large), Blue runner, GT, Large boat, Medium boat, Plug, Small mouth popper.

### 85/4 Canary

Lure: 25-100g Line: PE 3-5  
Drag Max: 8kg/45°

- Length: 2570mm (CL:1860mm) Weight: 339g
- Guide: SiC-S stainless frame K guide+SiC Ocean Guide(Fuji)
- Section: 2pcs (Grip Joint) Reel Seat: DPS20/BACK STOP Double Nut(Fuji)
- Suitable reel size D: 4500~5500 / S-D: 8000~14000



This is multiple and lighter model of Blacky series. As you can notice from "Canary" the name of 85/4, when you aim canary-colored fish as such as yellow fin tuna or kingfish, it will be the perfect partner of you. And you will be able to get enough distance to aim large fish with small lure such as less than 30g. When you do not want fish to run as it likes, powerful butt section will help you to stop the sudden run of lively fish and to pull it to surface quicker than you thought.



### 81/6 Blacky

Lure: 30-110g Line: PE 4-6  
Drag Max: 13kg/45°

- Length: 2480mm (CL:1775mm) Weight: 378g
- Guide: SiC Ocean Guide(Fuji)
- Section: 2pcs (Grip Joint) Reel Seat: DPS20/BACK STOP Double Nut(Fuji)
- Suitable reel size D: 5000~5500 / S-D: 14000



This is primarily a light tuna rod that enable to cast smaller lures which closely mimics actual baitfish. You can cast a small lure weighing 30g but it also has enough power to wrestle a tuna around 50kg. The same performance as currently blacky series, it has been designed to be bent nicely, and will correspond with the sudden run of big tuna, and to reduce the burden of anglers.



### 81/8 Blacky

Lure: 45-120g Line: PE 6-8  
Drag Max: 15kg/45°

- Length: 2480mm (CL:1775mm) Weight: 387g
- Guide: SiC Ocean Guide(Fuji)
- Section: 2pcs (Grip Joint) Reel Seat: DPS20/BACK STOP Double Nut(Fuji)
- Suitable reel size D: 6500 / S-D: 14000~20000



This has been designed as a versatile tuna rod which can cast not only small lures matching the size of sardines but also medium lures size of Dorado or baby yellow tail. Although the belly section will be bent and enable you to hold it with 70° of angle, it will still has enough power to pull up a tuna to the surface. Of course, you can use this 81/8 for large king fish without losing initiative.



### 81/10 Blacky

Lure: 50-130g Line: PE 8-10  
Drag Max: 17kg/45°

- Length: 2480mm (CL:1775mm) Weight: 399g
- Guide: SiC Ocean Guide(Fuji)
- Section: 2pcs (Grip Joint) Reel Seat: DPS20/BACK STOP Double Nut(Fuji)
- Suitable reel size D: 6500 / S-D: 14000~20000



Rated at Pe 10 class for power, this rod targets big tunas around 100kg. The blank has more power than the 81/8 to enable casting lures up to 160g. Like the Blacky series, it bends nicely when loaded to endure the violent runs of tunas. 4ways carbon material are used on the butt section to reduce twisting of the blanks and adding another advantage during fights with big tuna.



About exchange of Blacky's grip end ※BRC2.0 is on the end of grip as a standard but you can select aluminum gimbal instead. If you are interested in it, please make inquiries to dealer in your region.






# BlueSniper / 7 Line up

## Boat Casting



The BlueSniper boat casting models are designed for all anglers to be able to easily cast and fight large species inhabiting the deep blue. In order to enjoy the boat casting game to target small-large Bluerunners, Kingfish and Tuna, it is vital for anglers to choose the right tackle balance which match your target size and fishing conditions. The lineup of the BlueSniper boat casting series have a vast array of models suitable from small Kayaks to even large charter boats. For all models, the common characteristics we pursued was light casting feel and the ability to easily fully load the rod with your weight. These characteristics will surely be of advantage to you in the challenging off-shore boat game.



BlueSniper Icons

- KAYAK
- SMALL BOAT
- MEDIUM BOAT
- LARGE BOAT
- UNDER Cast
- PLUGS
- SMALL MOUTH popper
- MINNOW
- BONITO
- SMALL migratory fish
- BLUE RUNNER
- KING FISH
- TREVALLY
- TUNA

Yellow&Blue fin tuna M stand for Medium (Yellow fin mainly) L & XL stand for huge tuna

**81/2**  
 Lure: 15-50g Line: PE 2-3  
 Drag Max: 4kg/45°



- Length: 2480mm(CL:1830mm) Weight: 233g
- Guide: SiC-S stainless frame K guide(Fuji)
- Section: 2pcs (Grip Joint)
- Reel Seat: DPS18/BACK STOP Double Nut(Fuji)
- Suitable reel size: D:3500~4000 / S:6000

This model will enable anglers to use lures not previously capable on its predecessor such as small sardine or 15cm size bait. The flexible tip allows usage on small lures and can still handle fish up to 10kg. Based on much wider range of lure capacity than previous series, you will be able to match the bait more than ever.



**70/2**

Lure: 20-60g Line: PE 2-3  
 Drag Max: 4kg/45°



- Length: 2480mm(CL:1830mm) Weight: 233g
- Guide: SiC-S stainless frame K guide(Fuji)
- Section: 2pcs (Grip Joint)
- Reel Seat: DPS18/BACK STOP Double Nut(Fuji)
- Suitable reel size: D:3500~4000 / S:6000

This is the short length model with high maneuverability. This is the one that will do great job, whereby the situations that needs you to cast from limited space such as small boat. The flexible tip enable anglers to cast lures around 15g in rhythmically and landing fish smoothly because of its length.



**72/3**

Lure: 30-60g Line: PE 2-3  
 Drag Max: 5kg/45°



- Length: 2210mm(CL:1655mm) Weight: 222g
- Guide: SiC-S stainless frame K guide(Fuji)
- Section: 2pcs (Grip Joint)
- Reel Seat: DPS18/BACK STOP Double Nut(Fuji)
- Suitable reel size: D:3500~4000 / S:4000~6000

This is medium power class model which is easy to handle. If you aim bonito or other blue runner kind off the pleasure boat or kayak, you will be satisfied with handling ability and response speed of blanks. This is for the angler who feel that 79/3 is too strong or 70/2 is too mild. We believe that flexible and sensitive tip section of 72/3 let you manipulate small pencil bait or small cup mouth diving popper as like as your extended arm.



**79/3**

Lure: 30-70g Line: PE 2-4  
 Drag Max: 5kg/45°



- Length: 2365mm(CL:1740mm) Weight: 263g
- Guide: SiC-S stainless frame K guide+SiC Ocean Guide(Fuji)
- Section: 2pcs (Grip Joint)
- Reel Seat: DPS18/BACK STOP Double Nut(Fuji)
- Suitable reel size: D:4000~4500 / S: D:6000~8000

A technical rod by definition, this rod has incredible lure manipulation with a good casting feel. This has a tip section of a Pe 3 class but a Pe 4 class butt section. This combination has been very popular since inception in 2014. It has enough power to fight a blue fin tuna up to 20kg or a 10kg blue runner. During testing, we have caught a 40kg bluefin tuna. The potential of this rod is simply beyond imagination.



**75/4**

Lure: 30-100g Line: PE 3-4  
 Drag Max: 7kg/45°



- Length: 2260mm(CL:1670mm) Weight: 279g
- Guide: SiC-S stainless frame K guide+SiC Ocean Guide(Fuji)
- Section: 2pcs (Grip Joint)
- Reel Seat: DPS18/BACK STOP Double Nut(Fuji)
- Suitable reel size: D:4000~4500 / S: D:6000~8000

This is the short length model with good casting performance. Anglers will able to cast lures up to 80g with less force. And we believe that it will be helpful when you are in situation that your are required to cast from a limited space such as small boat.



**82/4**

Lure: 30-110g Line: PE 4-5  
 Drag Max: 8kg/45°



- Length: 2520mm(CL:1840mm) Weight: 310g
- Guide: SiC-S stainless frame K guide+SiC Ocean Guide(Fuji)
- Section: 2pcs (Grip Joint)
- Reel Seat: DPS20/BACK STOP Double Nut(Fuji)
- Suitable reel size: D:4500~5500 / S: D: 8000~14000

This rod has a greater range of lures from 30gm to 110gm. When load applied, it bends nicely enabling anglers to land the fish easily. Just like the 79/3, it also performs well as a standard rod for kingfish or yellowtail.



**82/6**

Lure: 50-130g Line: PE 5-6  
 Drag Max: 12kg/45°



- Length: 2505mm(CL:1820mm) Weight: 346g
- Guide: SiC Ocean Guide(Fuji)
- Section: 2pcs (Grip Joint)
- Reel Seat: DPS20/BACK STOP Double Nut(Fuji)
- Suitable reel size: D:5000~5500 / S: D:14000

The most powerful model of the Blue Sniper series. It can handle a huge kingfish and small GT. We have redesigned the whole rod to handle a greater lifting power but at the same time improving control of lures such as diving pencils. This is the one which enable anglers to lure fish technically, and also to keep fish under control and land speedy when they fight.





BLUE REEF 80/8 Dual  
LURE MAX : 160g LINE MAX : PE8

# BLUE REEF

GT Game



BLUE REEF Movies

/ 4 Line up

GT game... Although GT bite lure aggressively and fight extremely hard, you will be required to manipulate lure as carefully and delicately as possible if you want to get result.

Of course, rod for GT is required versatility to be adjusted various lures which has been segmetalized to catch selective fish. We have tested these 3 models at tough fields such as southern islands of Japan over and over to shape our ideal of GT rod. Lightness to cast all day long, usability to respond anglers will, toughness and torque to keep initiative...reconcile these conflicting elements. We dedicate these series to anglers who are pursuing and aiming GT seriously.



BLUE REEF 711/10 Dual

- BLUE REEF Icons
- GT
- TUNA
- Midsize tuna
- LARGE KING FISH
- Large kingfishs
- PLUG
- Large plugs
- POPPER
- Mid~Large mouth Popper
- SMALL MOUTH
- Small mouth popper
- MINNOW
- Heavy minnow

## 711/8 StickBait

Lure: Max 160g Line: Max PE 8  
Drag Max: 13kg/45°

- Length: 2470mm(CL:1765mm) Weight: 395g
- Guide: SIC Ocean Guide(Fuji)
- Section: 2pcs (Grip Joint) Reel Seat: DPS20(Fuji)
- Suitable reel size D: 6500 / S-D: 14000~18000



More details

This is the model which is good at manipulating diving pencil sensitively as "Stick Bait" suggests. It has been loaded flexibility on tip section to manipulate diving pencil without popping it out of surface not only at short stroke action but also long stroke action... Keep fish under control at your own will with butt section which has been loaded enough toughness. This will be recommended for not only GT but also for huge kingfish or yellowfin tuna.



## 80/8 Dual

Lure: Max 160g Line: Max PE 8  
Drag Max: 13kg/45°

- Length: 2495mm(CL:1785mm) Weight: 373g
- Guide: SIC Ocean Guide(Fuji)
- Section: 2pcs (Grip Joint) Reel Seat: DPS20(Fuji)
- Suitable reel size D: 6500 / S-D: 14000~18000



More details

This have been designed to be little lighter than 711/10Dual to enable anglers to use light line to cast long distance and to manipulate lure more delicately. You will be noticed some characteristics when you used pencil bait especially and once you hooked huge GT up, you must feel massive power from butt section for sure. You will be surprised that ability of cast and force of restitution which is hidden in blank of 80/8Dual thanks to technology of NANOALLOY\* from TORAY. Which means that burden of anglers should be reduced scenically.



## 711/10 Dual

Lure: Max 200g Line: Max PE 10  
Drag Max: 15kg/45°

- Length: 2470mm(CL:1765mm) Weight: 400g
- Guide: SIC Ocean Guide(Fuji)
- Section: 2pcs (Grip Joint) Reel Seat: DPS20(Fuji)
- Suitable reel size D: 6500 / S-D: 14000~18000



More details

This is high power model of 711/8. Even though this is for diving pencil mainly, it has been designed to be little more stiffer than 711/8 so it will cover various action as such as casting large lure heavier than 100g for long distance or manipulating popper with small face cup. Belly section of it will absorb the weight of fish to reduce physical burden of anglers and angler will be able to lift huge fish while loading angler's weight thanks to that tough butt section. This will be recommended to anglers who requires that one for both diving pencil and small face cup popper.



## 710/10 Chugger

Lure: Max 220g Line: Max PE 10  
Drag Max: 15kg/45°

- Length: 2415mm(CL:1705mm) Weight: 390g
- Guide: SIC Ocean Guide(Fuji)
- Section: 2pcs (Grip Joint) Reel Seat: DPS20(Fuji)
- Suitable reel size D: 6500 / S-D: 14000~18000



More details

Most powerful model in BlueReef series. Design of this blank enable anglers to manipulate from large diving pencil to popper with large cup face. Because of toughness and stiffness loaded on this blank, anglers have to load their weight on the rod while fighting. But if you could do that properly, it will be your reliable arm for sure. Even you are manipulating lure in long distance, you will be able to handle it at your own will as directly as if it is nearby.

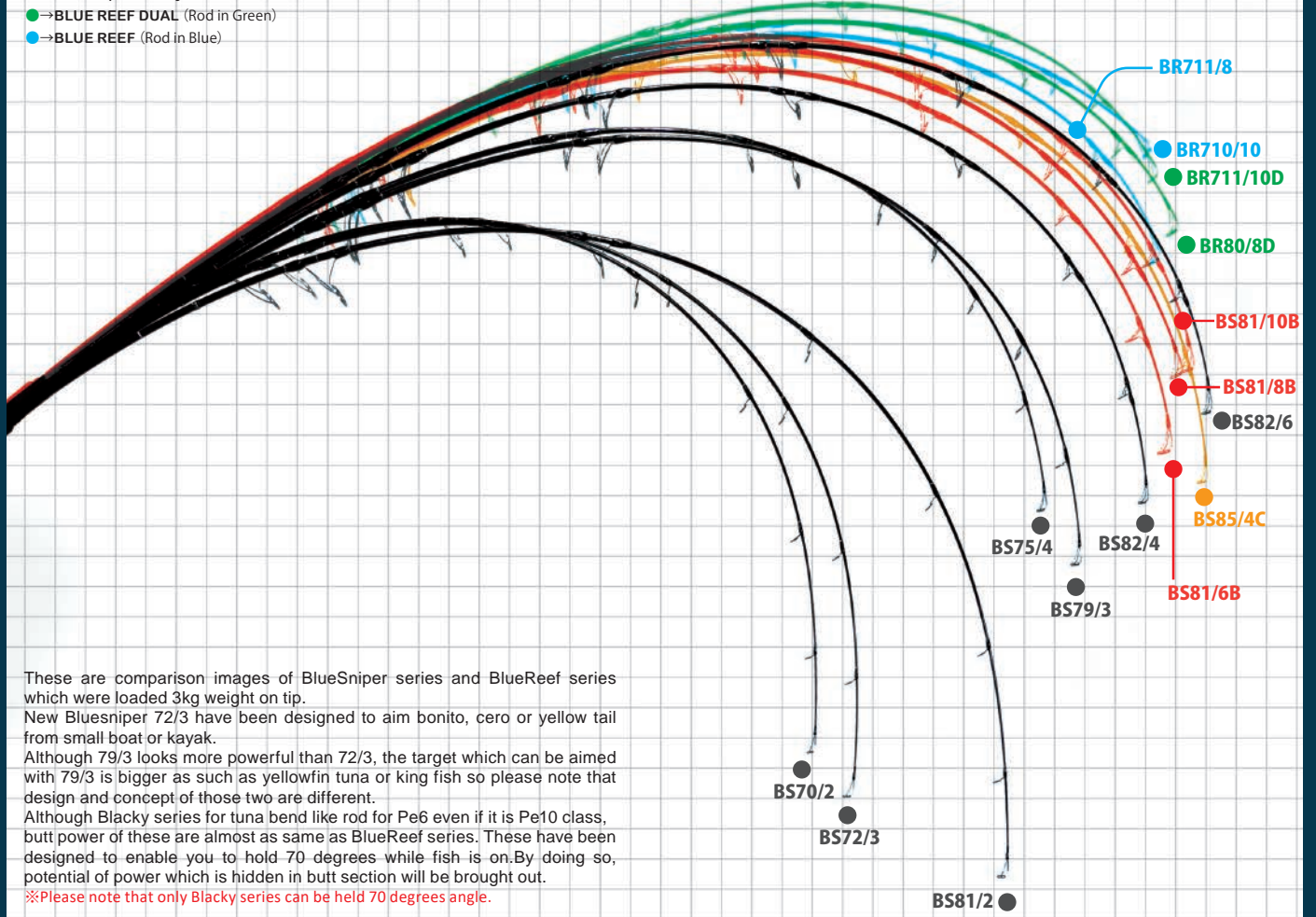


## BlueSniper & BLUE REEF

BlueSniper & BLUE REEF / Bending Curve / Load 3kg

Load 3kg

- BlueSniper (Rod in Black)
- BlueSniper85/4 Canary (Rod in Yellow)
- BlueSniper Blacky (Rod in Red)
- BLUE REEF DUAL (Rod in Green)
- BLUE REEF (Rod in Blue)



These are comparison images of BlueSniper series and BlueReef series which were loaded 3kg weight on tip.

New Bluesniper 72/3 have been designed to aim bonito, cero or yellow tail from small boat or kayak.

Although 79/3 looks more powerful than 72/3, the target which can be aimed with 79/3 is bigger as such as yellowfin tuna or king fish so please note that design and concept of those two are different.

Although Blacky series for tuna bend like rod for Pe6 even if it is Pe10 class, butt power of these are almost as same as BlueReef series. These have been designed to enable you to hold 70 degrees while fish is on. By doing so, potential of power which is hidden in butt section will be brought out.

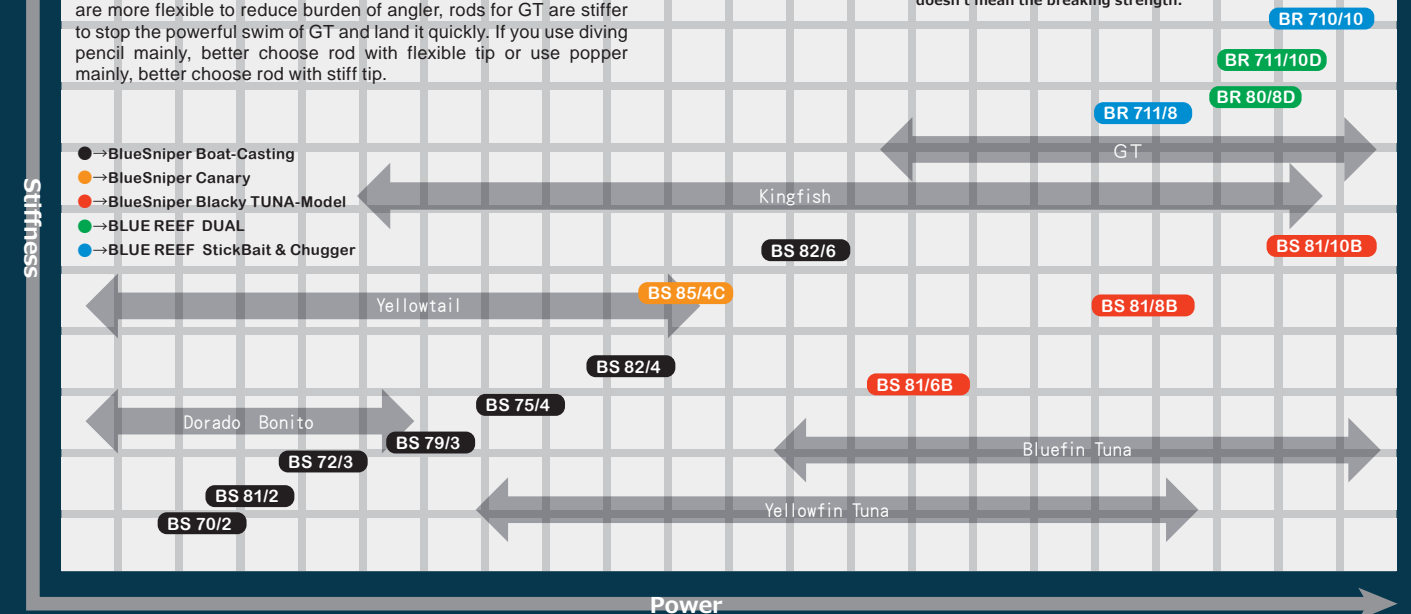
\*Please note that only Blacky series can be held 70 degrees angle.

\*These images are not illustrated on the full potential or characteristics of rods. Please understand that these pictures are taken under the limited situation, it was loaded with weight on rods gently.

### Boat-Casting Model Comparison Table

Characteristic of rods for boat casting will be differed because of lure that you use, or style of your fishing. For example, rods for tuna are more flexible to reduce burden of angler, rods for GT are stiffer to stop the powerful swim of GT and land it quickly. If you use diving pencil mainly, better choose rod with flexible tip or use popper mainly, better choose rod with stiff tip.

\*Comparison chart shows strength and stiffness visually. But it is based on reference value from the concept of design so the feeling of stiffness and strength of these rods is depend on personal equation. And also please note that the stiffness doesn't mean the breaking strength.







# Triceptor

3pcs Pac Rod / 4 Line up



Triceptor series have been developed as 3pieces pack rod for your expedition. Compact sticks with enough power to keep monster fish under control and high portability will not let you worry about fishing in place where you have never been to. Wide range of capacity of lure have been set on both 65ML and 68M to adjust the situation you will face on fishing trip. Durability and toughness are hidden in these 3 pieces of blanks with lightness, sharpness and sensitivity.

## 65ML /3pcs

Price:



**ROD SPEC** Lure: Max 28g Line: Max 20lb

- Length: 1975mm(CL:695mm) Weight: Spinning 109g / Overhead 125g
- Guide: Sic-S Stainless flame K guide(Fuji) Joint: 3pcs (Spigot ferrule)
- Spinning Model Reel seat: VSS17(Fuji) Suitable reel size D: LT2500~4000C / S: 3000
- Bait Model Reel seat: PTS17(Fuji) Suitable reel size D:1000~2000 / S:200

This 65ML 3pcs pack rod have been designed to let you cast small sized lure without any stress. Thanks to flexibility on tip and belly section, it is easy to make various kind of action such as combinations of jerking and twitching. Almost same power as 68M have been loaded on butt section, so you do not have to worry about unexpected huge fish. Although this is expedition rod for monster fish such as Barramundi, Toman or peacock bass, suits to seabass game off the boat, rockfish game or light game off the rocky shore.



## 68M /3pcs

Price:



**ROD SPEC** Lure: Max 35g Line: Max 25lb

- Length: 2035mm(CL:715mm) Weight: Spinning 127g / Overhead 131g
- Guide: Sic-S Stainless flame K guide (Fuji) Joint: 3pcs (Spigot ferrule)
- Spinning Model Reel seat: VSS17(Fuji) Suitable reel size D: LT4000C / S: 4000
- Bait Model Reel seat: PTS17(Fuji) Suitable reel size D: 1000~2000 / S: 200

This is the one for expedition to aim monstrous fish such as Barramundi or Toman. If you are involved in long drawn-out battle with monstrous fish, you will not lose your initiative at all. Compared to 65ML, 68M have been designed to be little stiffer and sharper so you can get more accuracy and keep more concentration when you have to choose large and heavy lure. This 68M enable you to manipulate various kind of lures to aim not only target in fresh water but also target in salt water such as small trevally or dolphin fish.



# TAKO KING

/ 1 Line up Octopus Game



## 79 Extra Heavy type

Price:



**ROD SPEC** Lure: Max 50号(190g) Line: Max PE 10

- Length: 2370mm(CL:1830mm) Weight: 295g
- Guide: Sic Ocean guide (Fuji) Joint: 2pcs (Grip joint)
- Reel seat: T-DPS20(Fuji) Suitable reel size D:10~30 / S:300~400

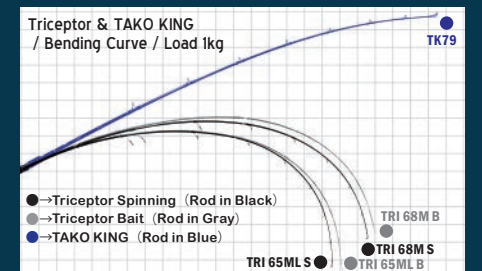
This have been loaded enough power to pull octopus over 1kg out aggressively and strength on tip section to manipulate lure heavier than 75g at your own will. This is not just stiff stick of course, but this is the rod which enable anglers to cast lure weight 75g comfortably. This will be good for searching octopus with falling lure vertically on wharf of port at night or explore widely with long casting at field where scree on the bottom.



- Triceptor TAKO KING Icons
- TRIP Expedition Carry-on luggage
  - 3 PCS Multi PCS rod
  - SEABASS Seabass
  - CHINU Black Sea Bream
  - ROCK Rockfish
  - GANA Lure for octopus
  - TAKO Octopus
  - SNAKE Snakehead
  - BOAT Boat fishing

### Triceptor & TAKO KING Load 1kg

Here is an illustration of the Triceptor and TAKO KING with a static load of 1kg. You can see that the TAKO KING rod has barely bent with the 1kg load as it is not that vital for the rod to bend when using Octopus rigs. The 3 piece Triceptor is a stiff rod which is highly durable and sharp. It is not only great for land-based but also ideal for the off-shore rock-fish game. We have 2 power classes of ML and M with both spinning and bait-casting models respectively. The blanks of the bait-casting models are the same as the spinning models but you can see the difference in the bending curve due to the different settings of the components.



Expedition

Octopus

Trout

Stream







LUPUS 61

# Lupus / 6 Line up

## Trout Game



### Lupus Mountain Stream Model

#### 51 Mountain Stream Model

**ROD SPEC** Lure: 1-7g Line: 2-6lb Class

- Length: 1575mm(CL:850mm) Weight: 78g
- Guide:TZ Titanium frame K Guide+Top Guide:Flange Ring Guide(Fuji)
- Section:2pcs (Spigot Ferrule) Reel seat :Original Wood grain sheet



Grip a.155mm | b.270mm Spinning Model

Field: Mountain stream

Price:



This is short length trout rod to perform at its full potential on the mountain stream as known as small and varied. We have been loaded high ability of cast and manipulation of lure to fish on headwaters of mountain stream where the tough for anglers. You will be able to cast comfortably and once you have hooked fish up no matter how big it is, you will be fascinated with power and beautiful bending curve. It will be also recommended if you fish on the river where restricted area such as narrow and bushy in summer time.

#### 61 Mountain Stream Model

**ROD SPEC** Lure: 2-10g Line: 3-8lb Class

- Length: 1855mm(CL:960mm) Weight: 85g
- Guide:TZ Titanium frame K Guide+Top Guide:Flange Ring Guide(Fuji)
- Section:2pcs (Spigot Ferrule) Reel seat :Original Wood grain sheet



Grip a.200mm | b.315mm Spinning Model

Field: Mountain stream

Price:



This is the basic length model to cover various situation on the river. One of the remarkable characteristic of Lupus 61 is wide range of use of lures to search selective trout in various ways. You will be able to cast lightly without any stress while being loaded enough power on butt section to keep large trout under control. We believe that you will never leave it behind when you go to fish because of potential within blanks.

#### 71 Mountain Stream Model

**ROD SPEC** Lure: 3-12g Line: 4-10lb Class

- Length: 2170mm(CL:1110mm) Weight: 96g
- Guide:TZ Titanium frame K Guide+Top Guide:Flange Ring Guide(Fuji)
- Section:2pcs (Spigot Ferrule) Reel seat :Original Wood grain sheet



Grip a.235mm | b.355mm Spinning Model

Field: Mountain stream

Price:



This is the one for wide and deep river. This is well balanced middle length trout rod which is good to be used at not only just wide area but also pool or back water of dam. You will keep large trout under control with its powerful butt section and you will be able to hook small trout up smoothly with its sensitive and flexible tip section. Of course it has been loaded versatility to manipulate not only minnow but also spoon.

## Lupus Main Stream Model

#### 77 Main Stream Model

**ROD SPEC** Lure: 4-25g Line: 6-20lb Class

- Length: 2315mm(CL:1175mm) Weight: 126g
- Guide:TZ Titanium frame K Guide+Top Guide:Flange Ring Guide(Fuji)
- Section:2pcs (Spigot Ferrule) Reel seat :Original Wood grain sheet



Grip a.325mm | b.420mm Spinning Model

Field: Main stream

Price:



This is light class rod for Cherry Salmon. This will be matched to fish on main stream not only Cherry Salmon but also to large Yamame or Rainbow trout larger than 60cm, even good for land locked cherry salmon. This has been loaded more flexibility than other model so there will be less chance of hooking off. We believe that this is excellent light class rod to sense small bite and full of potential of this rod will be taken out when tough situation that angler have to concentrate on contact from fish which might be able to get only once a day.

#### 81 Main Stream Model

**ROD SPEC** Lure: 5-28g Line: 8-20lb Class

- Length: 2470mm(CL:1270mm) Weight: 129g
- Guide:TZ Titanium frame K Guide+Top Guide:Flange Ring Guide(Fuji)
- Section:2pcs (Spigot Ferrule) Reel seat :Original Wood grain sheet



Grip a.330mm | b.425mm Spinning Model

Field: Main stream

Price:



81 is good to be used with every kinds of minnows or sinking pencil and remarkable characteristic of it is sensitive tip section with superb sharpness which is enable anglers to manipulate lure at their own will and set hook on easily even lure is in the rapid current. These have been loaded high versatility which is enable angler to use plugs or spoons for Cherry Salmon with amazing cast feeling.

#### 86M Monster Cherry Main Stream Model

**ROD SPEC** Lure: 8-30g Line: 10-24lb Class

- Length: 2610mm(CL:1340mm) Weight: 140g
- Guide:TZ Titanium frame K Guide+Top Guide:Flange Ring Guide(Fuji)
- Section:2pcs (Spigot Ferrule) Reel seat :Original Wood grain sheet




Grip a.350mm | b.445mm Spinning Model

Field: Main stream

Price:



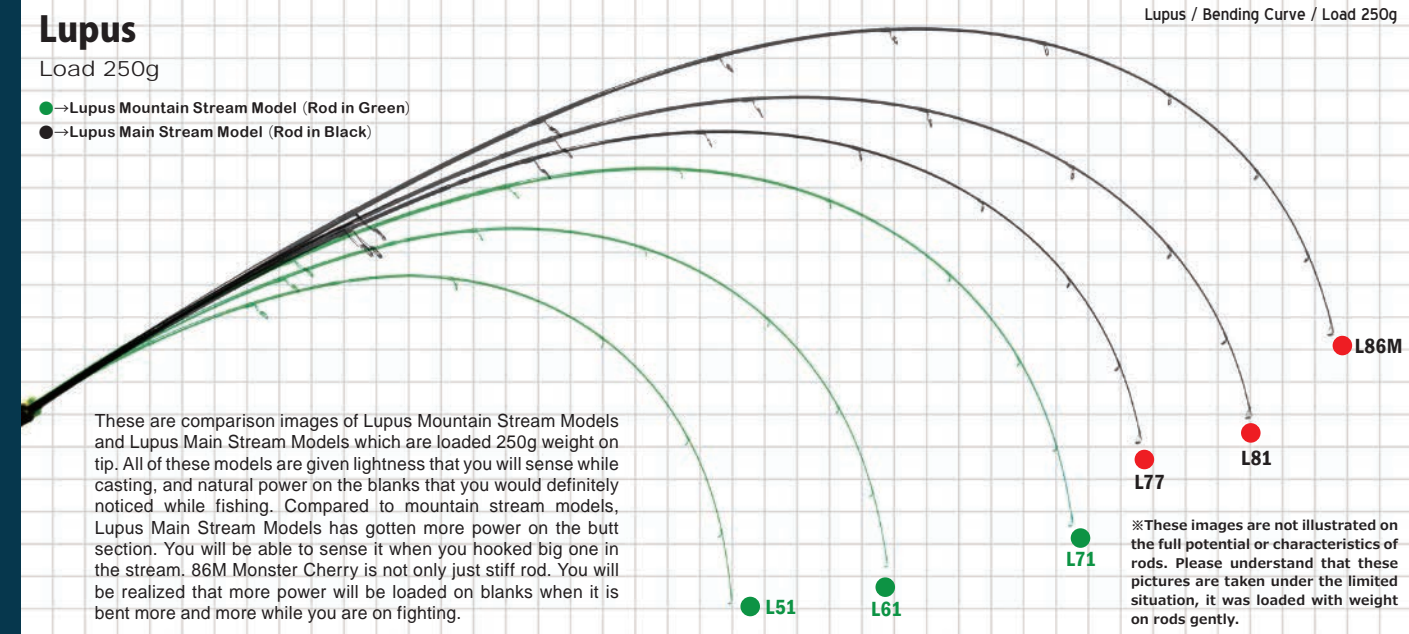
86 Monster Cherry will suit to the monster hunter who is aiming at trophy fish over 70cm. Compared to other 3 models, this 86 Monster Cherry have been loaded huge power on it. It have gotten more than enough butt power to fight against monster fish without losing sharpness to cast rhythmically, sensitivity to manipulate lure delicately. We can proudly say that this would be flagship model of Lupus series. We have built this up with the knowledge and experiences that have been cultivated from fishing for big one in saltwater so that this is more than enough to be called Monster Cherry for sure.



### Lupus

Load 250g

- Lupus Mountain Stream Model (Rod in Green)
- Lupus Main Stream Model (Rod in Black)



These are comparison images of Lupus Mountain Stream Models and Lupus Main Stream Models which are loaded 250g weight on tip. All of these models are given lightness that you will sense while casting, and natural power on the blanks that you would definitely noticed while fishing. Compared to mountain stream models, Lupus Main Stream Models has gotten more power on the butt section. You will be able to sense it when you hooked big one in the stream. 86M Monster Cherry is not only just stiff rod. You will be realized that more power will be loaded on blanks when it is bent more and more while you are on fighting.

Lupus / Bending Curve / Load 250g

※These images are not illustrated on the full potential or characteristics of rods. Please understand that these pictures are taken under the limited situation, it was loaded with weight on rods gently.





YAMAGA Blanks Fly Rod Series for Salt & Fresh Water

ENNE  
LINN  
ZINN



Comming soon

**ENNE for Salt Water**

**Type-C01 / 8'11" 8WT**

Target : Seabass/Bonefish/Permit/Striped bass

**Type-D01 / 8'11" 9WT**

Target : Seabass/Dolphinefish/Bonefish/Permit

**Type-E01 / 8'11" 10WT**

Target : Dolphinefish/Large Bonefish/Large Permit/Small Tarpon

**Type-G01 / 8'11" 12WT**

Target : Tarpon/GT/Sailfish

Action : FAST

**LINN for Stream of Japan**

8'1" 3WT

8'1" 4WT

7'7" 3WT (On developing)

7'7" 4WT (On developing)

Action : MEDIUM-SLOW

**ZINN for Trout**

8'11" 5WT

8'11" 4WT (On developing)

8'11" 6WT (On developing)

Action : MEDIUM-FAST



# YAMAGA Blanks INTERNATIONAL



## FWP-90H for Flesh water Predator

**ROD SPEC** Lure: 20-100g Line: MAX PE 3

- Length: 2670mm(CL:1415mm) Weight: 208g
- Guide: SiC-S Stainless frame K guide(Fuji)
- Section: 2pcs (Put over Ferrule) Reel seat: DPS18 (Fuji)
- Suitable reel size D: #3000~4000 / S: #4000~5000

This versatile model is specially designed for big fresh water predators like pike, hucho, catfish etc. Powerful, light and precise. During testing in the European area, we have focused on the guide diameter that it could be used without stress even in extremely cold areas where the guide would be frozen. Also it has enough power to cast big lures up to 100g, but in the other way sensitive enough to fish with small and light lures around 20g. When you require to cast long distance with big lures, specially on wide rivers targeting big hucho, with this rod it is not a problem anymore. FWP-90H has been designed to cast big jig heads, minnows from 10 to 20cm or heavy sponge lures for hucho.



Grip a.445mm | b.585mm | Spinning Model Lure: Big jig heads・Minnows・Plug Target: Pike・Hucho・Catfish Field: River・Lake

Price:

# Members Limited Series



LTD Movies

## EARLY 103M LTD for Surf

**ROD SPEC** Lure: 8-42g Line: PE 0.8-1.5

- Length: 3150mm(CL:1610mm) Weight: 176g
- Guide: SiC-S Titanium flame K Guide(Fuji)+Butt Guide: RV Guide (Fuji)
- Section: 2pcs (Put over Ferrule) Reel seat: VSS17 (Fuji)
- Suitable reel size D:LT4000C~5000C / S:4000~C5000

This is a limited model especially tuned with the highest-grade components to bring out the true potential of the EARLY 103 blank built for surf casting. In order to reduce the weight of the tip, we have changed the guides from SiC-S stainless steel K guides to SiC-S titanium frame. In addition, the butt guide has also been changed to the RV guide which will drastically reduce the flickering of the tip and will smoothly exert line. These upgrades will truly be of advantage to you in the vast surf game to cast further with heightened sensitivity.



Grip a.420mm | b.555mm | Spinning Model Field: Sandy Shore・Rocks・Estuary

Price:



## EARLY 109MMH LTD for Surf

**ROD SPEC** Lure: 8-50g Line: PE 1-2

- Length: 3295mm (CL:1690mm) Weight: 190g
- Guide: SiC-S Titanium flame K Guide(Fuji)+Butt Guide: RV Guide (Fuji)
- Section: 2pcs (Put over Ferrule) Reel seat: VSS17 (Fuji)
- Suitable reel size D:LT4000C~5000C / S:4000~C5000

This is a limited edition of the EARLY 109MMH with the upgrades in guides, like the 103M limited, and customized the grip from a straight style to a separate grip. Compared to the standard model, the rebalanced limited edition will enable anglers to cast farther with less effort allowing for you to fish all day long without any stress. The outstanding castability of the standard model has been refined to cast farther, easier and with more accuracy.



Grip a.455mm | b.585mm | Spinning Model Field: Sandy Shore・Rocks

Price:



## EARLY 105MH LTD for Surf

**ROD SPEC** Lure: 10-50g Line: PE 1-2

- Length: 3180mm (CL:1630mm) Weight: 192g
- Guide: SiC-S Titanium flame K Guide(Fuji)+Butt Guide: RV Guide (Fuji)
- Section: 2pcs (Put over Ferrule) Reel seat: VSS17 (Fuji)
- Suitable reel size D:LT4000C~5000C / S:4000~C5000

All 3 models in the EARLY limited edition have been built up of the same blank as the standard models, however the tuning of the components have drastically solidified the experience and potential of the original blank. This 105MH limited edition is no exception with the honing of its sensitivity and technical controllability of heavy lures. We present this rod to those hard-core anglers out there who are in pursuit of the true essence of the intricate surf game.



Grip a.455mm | b.585mm | Spinning Model Field: Sandy Shore・Rocks

Price:



## BlueCurrent 57 JH TZ/NANO PROFESSOR


Price:



**ROD SPEC** Lure: JH ~5g Line: PE ~0.4 / NY・FC 1-3lb

- Length: 1715mm(CL:875mm) Weight: 58g
- Guide: TORZITE titanium frame K Guide (Fuji)
- Section: 2pcs (Spigot Ferrule) Reel seat: VSS16(Fuji)
- Suitable reel size D:LT1000~2000 / S:1000~C2000

The 57JH is especially designed to utilize light weight jig-head rigs with outstanding castability, control and sensitivity. The sharp blank will surely assist anglers for close range targets which are reluctant to bite. The blank is not only sensitive and flexible but the butt section is also powerful enough to withstand any unexpected encounters. Its not just a rod to target small species, but an aggressive ultra light class rod.



Grip a.205mm | b.270mm | Spinning Model Target: Horse Mackerel (Aji)・Rock fish Field: Port

## BlueCurrent 66 JH TZ/NANO PROFESSOR

Price:



**ROD SPEC** Lure: JH 0.2-6g Line: PE ~0.4 / NY・FC 1-3lb

- Length: 1990mm(CL:1020mm) Weight: 63g
- Guide: TORZITE titanium frame K Guide (Fuji)
- Section: 2pcs (Spigot Ferrule) Reel seat: VSS16(Fuji)
- Suitable reel size D:LT1000~2000 / S:1000~C2000

The 66JH is a specialized model for use with jig-head rigs with sharp and hyper sensitive characteristics. Although it is flexible, the blank possesses a sharp casting feel and will enable anglers to easily control the light jig-heads. This sharpness will also assist you to cast with pinpoint accuracy and transmit the subtle information of currents and water pressure through the blank. It is an ideal choice for light gamers who prefer a more aggressive approach. We are confident that the sharpness in the blank will bring out the best in your abilities.



Grip a.265mm | b.330mm | Spinning Model Target: Horse Mackerel (Aji)・Rock fish Field: Port

## BlueCurrent 70 Plug TZ/NANO PROFESSOR

Price:



**ROD SPEC** Lure: Plug Max 7.8g / ComfortWeight 1.6~4.5g Line: PE 0.2-0.4

- Length: 2140mm (CL:1090mm) Weight: 67g
- Guide: TORZITE titanium frame K Guide (Fuji)
- Section: 2pcs (Spigot Ferrule) Reel seat: VSS16(Fuji)
- Suitable reel size D:LT2000 / S:2000~C2500

The 70Plug is a plugging model to target Japanese Horse Mackerel and Japanese rock fish with hard bodied lures. It is suitable for use with surface type plugs which are effective when the fish are feeding on Krill and the controllability of super small top water lures are exceptional. The response of the blank is also outstanding for twitching small minnows and the flexibility will drastically reduce miss-bites from your target. In addition, anglers will be able to cast lures weighing up to 7.8g for sinking pencil type lures when searching the vast surf for your targets.



Grip a.275mm | b.340mm | Spinning Model Target: Horse Mackerel (Aji)・Rock fish Field: Port・Rocks

## BlueCurrent 73 All-Range TZ/NANO PROFESSOR

Price:



**ROD SPEC** Lure: 0.5-12g Line: PE 0.2-0.6

- Length: 2225mm (CL:1135mm) Weight: 73g
- Guide: TORZITE titanium frame K Guide (Fuji)
- Section: 2pcs (Spigot Ferrule) Reel seat: VSS16(Fuji)
- Suitable reel size D:LT2000~2500C / S:2000~2500

The 73All-Range is a light~middle class versatile rod able to handle various species around the world utilizing various fishing methods. By shortening and sharpening the 85TZ/NANO All-Range, this has allowed for a more technical approach. The enhanced response and controllability of the rod has enabled easier use of jig-heads, various rigs, hard bodied lures and even small egi (squid jigs). We hope you have a chance to take hold of this sharp and highly resilient blank in the field.



Grip a.275mm | b.340mm | Spinning Model Target: Anything Field: Anywhere

## BlueCurrent 70 TZ Trippers

Price:



**ROD SPEC** Lure: ~12g Line: PE 0.3-0.8

- Length: 2145mm (CL:560mm) Weight: 72g
- Guide: TORZITE titanium frame K Guide (Fuji)
- Section: 2pcs (Spigot Ferrule) Reel seat: VSS16(Fuji)
- Suitable reel size D:LT1000~2000 / S:C2000~2500

This is a 4 piece light game model for travelling anglers around the world. You will be able to experience first handedly Yamaga Blanks state of the art designs in this pack-rod which possesses a strong butt section yet allowing the whole rod to smoothly bend. Although the rod may feel stiff, the flexibility of the blank creates a beautiful bending curve and is suitable for not only salt-water species but also trout and even large mouth bass in fresh-water environments. Its ability to handle a wide array of lures will open up new doors for your overseas fishing trips.



Grip a.275mm | b.340mm | Spinning Model Target: Anything Field: Anywhere

## BlueCurrent 60 Junior

Price:



**ROD SPEC** Lure: ~7g Line: PE 0.3-0.8

- Length: 1830mm (CL:940mm) Weight: 62g
- Guide: Alconite Stainless frame K Guide(Fuji)
- Section: 2pcs (Put over Ferrule) Reel seat: IPS16 (Fuji)
- Suitable reel size D:LT1000 / S:1000(C2000)

This is the BlueCurrent series kids model. We have enhanced the strength of the blank and it is absolutely value for money. We can strongly recommend this rod for fishing enthusiasts and kids who are not bound to one type of fishing style but those who can enjoy not only the lure game but also utilize bait for when the fishing is slow. If you are not so particular about the style of fishing, then just throw some lures and other rigs in your tackle box and simply head to sea. We are confident that you will find the child within yourself.



Grip a.240mm | b.300mm | Spinning Model Target: Anything Field: Anywhere

※The type of each model icon conforms to the product page of Early・Blue Current.



**NEW 2021 YB T-shirt**

Price:  
Chest pocket  
Size: M/L/XL Cotton100% (5.6oz)



**NEW 2021 YB Long sleeve t-shirt**

Price:  
Size: M/L/XL Cotton100% (5.6oz)



**YB Original Dry Polo-Shirt**

Price:  
Size: M/L/XL Polyester100%



**BLC III t-shirt**

Price:  
Size: M/L/XL Cotton100%



**YB Original logo T-shirt for Boys & Girls**

Price:  
Child size: 130cm/150cm Cotton100% (5.6oz)



**NEW YB Waterproof gear tote**

Price:  
Material: Tarpaulin, Polyester

capacity: 94L  
size:  
W62cm×H46cm×D33cm  
(Handle / flap Not included)  
■Product Specifications  
model: StreamTrail Mero-0  
Function:  
Can be hung on the shoulder/With handle  
/Waterproof sealing process/Can be washed with water  
Waterproof (level 2) ※It is not waterproof product.



Price:  
capacity: 10L  
size:  
W36×H37×D11  
Cotton100%

**YB Dry zip hoodie**

Price:  
size: M/L/XL



**NEW YB Light weight Dry zip hoodie**

Price:  
size: M/L/XL



**YB Flat visor cap**

Price:



Black2021 YB Logo (Embroidered in White)

Navy2021 YB Logo(Embroidered in White)

Camo YB Logo(Embroidered in Black)

Black YB Logo(Embroidered in Black)

**YB Flat visor mesh cap**

Price:



Charcoal Grey YB Logo(Embroidered in Black)

Multicum Black YB Logo(Embroidered in Black)

**YB SUMMER MESH CAP**

Price:



Nanowing®(water repellent fabric) is used(Cotton100%)

**YB Original Low Profile Cap**

Price:



Navy YB Logo (Embroidered in White)

Shape: Low Profile type  
Nanowing®( water repellent fabric) is used (Cotton100%)

**YB Work Cap**

Price:



Navy YB Logo(Embroidered in White)

Breathable from TORAY which is waterproof-breathable material have been chosen to keep you dry and comfortable.  
Black YB Logo(Embroidered in White)



**NEW YB Zoom Shaft**

Price:  
Telescopic type / 8pcs weight: 310g  
Deployment length: 2900mm Closed size: 455mm

It is a telescopic type landing shaft that originated YAMGA Blanks. Although it is compact in size, moderate stiffness and strength, and can be used widely from light games to sea bass.

**NEW YB Shoulder Belt**

Price:  
It is a shoulder hang belt, that is able to conveniently transport the YB zoom shaft and rods.  
Also, we have added D-ring on shoulder pad, you can equip the poach.

**YB Self-inflating Life Jacket**

Neck over type  
Size: Free  
Color: Black  
Price:



Pouch type  
Size: Free  
Color: Black  
Price:

**NEW YB Landing Handle · Stay**



Price:  
Rod Belt  
Color: Black  
Material: Neoprene & Piece of Velcro



**PG Rod Belt**

Power grip with Neoprene Rod belt



L 40mm×350mm 1set:2pcs  
Price:  
LL 99mm×500mm 1set:1pcs  
Price:

This is Rod belt that Antiskid rubber have been sewn on part of it. You can use it as rod belt ordinarily situation, and if the joint was fixed too tight, please grab and twist with antiskid rubber to separate them. Incredible power of grip will help you to separate them in each piece safely.  
If the rod got wet, the performance of antiskid will not be decreased. Please take one of them to next fishing trip for just in case.

**YB ORIGINAL POUCH**

Price:  
Size: W:90mm  
H:145mm  
D:50mm  
Material: Polyester (Lining: Nylon)

Carabiner and strap with it to attach your life vest or belt.  
Water stop double zipper  
※It is not waterproof product.



**NEW YB Landing Handle**

Price:  
Body made of carbon  
Surface rubber processing  
Screw standard: W 1/2  
length: 275mm  
weight: 144g



It is a carbon handle ideal as for the landing net of seabass wading games. Also, if you set a gaff, you able to use it as a hand gaff in situations such as rocky shore and boats.

Material: Stainless (SUS316L)  
Size: W20mm×H44mm×D165mm  
weight: 58g

It is a "Stay" which can be attached to the YB landing handle. Useful when you are wading.

**TipCover S**

Length 360mm Price:

Color: Black  
Material: Neoprene & Piece of Velcro  
Suitable for light class rods (BlueCurrent etc.)

**TipCover M**

Length 450mm  
Black: Neoprene & Piece of Velcro

Price:  
Suitable for medium class rods (Early, Ballistick BlueSniper etc.)



**Embroidery Emblem**


(Iron ons type) Price:



**Fish logo sticker**

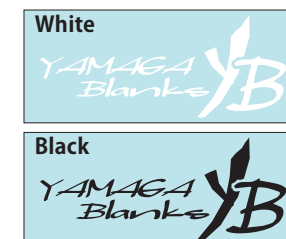
7 Type Price:  
Color: White(Cut out letter)  
Size: 170mm×70mm

※Please note that design of Fish logo sticker might be changed without notice.



**Cutting Sticker**

Size: 309mm×127mm



4 Colors Price:

**YB Cutting Sticker Special Color**

2Colors Price:  
Size: 182mm×76mm

**Cutting Sticker (Mini)**

5Colors Price:  
Size: 170mm×70mm





**EARLY / All Casting Category Spec**

Table with columns: P, Item, Price, JAN CODE, S, e, R, e, i, L, t, CL-Lt, Wt, Lure, Line, Guide, Reel Seat, Lock nut, Joint, Drag Max, Carbon (%), Tip (mm), Butt (mm), Position (mm), Suitable reel size.

**Ballistic / Seabass Category Spec**

Table with columns: Item, Price, JAN CODE, S, e, R, e, i, L, t, CL-Lt, Wt, Lure, Line, Guide, Reel Seat, Lock nut, Joint, Drag Max, Carbon (%), Tip (mm), Butt (mm), Position (mm), Suitable reel size.

**BlueSniper / Shore Casting & Jigging Category Spec**

Table with columns: Item, Price, JAN CODE, S, e, R, e, i, L, t, CL-Lt, Wt, Lure, Line, Guide, Reel Seat, Lock nut, Joint, Drag Max, Carbon (%), Tip (mm), Butt (mm), Position (mm), Suitable reel size.

**BlueCurrent TZ/NANO / Light Game Category Spec**

Table with columns: Item, Price, JAN CODE, S, e, R, e, i, L, t, CL-Lt, Wt, Lure, Line, Guide, Reel Seat, Lock nut, Joint, Drag Max, Carbon (%), Tip (mm), Butt (mm), Position (mm), Suitable reel size.

**BlueCurrent III / Light Game Category Spec**

Table with columns: Item, Price, JAN CODE, S, e, R, e, i, L, t, CL-Lt, Wt, Lure, Line, Guide, Reel Seat, Lock nut, Joint, Drag Max, Carbon (%), Tip (mm), Butt (mm), Position (mm), Suitable reel size.

**Calista / Eging Category Spec**

Table with columns: Item, Price, JAN CODE, S, e, R, e, i, L, t, CL-Lt, Wt, Lure, Line, Guide, Reel Seat, Lock nut, Joint, Drag Max, Carbon (%), Tip (mm), Butt (mm), Position (mm), Suitable reel size.

**Mebius / Eging Category Spec**

Table with columns: Item, Price, JAN CODE, S, e, R, e, i, L, t, CL-Lt, Wt, Lure, Line, Guide, Reel Seat, Lock nut, Joint, Drag Max, Carbon (%), Tip (mm), Butt (mm), Position (mm), Suitable reel size.

**BattleWhip / Boat Eging Category Spec**

Table with columns: Item, Price, JAN CODE, S, e, R, e, i, L, t, CL-Lt, Wt, Lure, Line, Guide, Reel Seat, Lock nut, Joint, Drag Max, Carbon (%), Tip (mm), Butt (mm), Position (mm), Suitable reel size.

**Galahad / Jigging Category Spec**

Table with columns: P, Item, Price, JAN CODE, S, e, R, e, i, L, t, CL-Lt, Wt, Lure, Line, Guide, Reel Seat, Lock nut, Joint, Drag Max, Carbon (%), Tip (mm), Butt (mm), Position (mm), Suitable reel size.

**SeaWalk / Light Jigging Category Spec**

Table with columns: Item, Price, JAN CODE, S, e, R, e, i, L, t, CL-Lt, Wt, Lure, Line, Guide, Reel Seat, Lock nut, Joint, Drag Max, Carbon (%), Tip (mm), Butt (mm), Position (mm), Suitable reel size.

**BlueSniper / Boat Casting Category Spec**

Table with columns: Item, Price, JAN CODE, S, e, R, e, i, L, t, CL-Lt, Wt, Lure, Line, Guide, Reel Seat, Lock nut, Joint, Drag Max, Carbon (%), Tip (mm), Butt (mm), Position (mm), Suitable reel size.

**BLUE REEF / GT Game Category Spec**

Table with columns: Item, Price, JAN CODE, S, e, R, e, i, L, t, CL-Lt, Wt, Lure, Line, Guide, Reel Seat, Lock nut, Joint, Drag Max, Carbon (%), Tip (mm), Butt (mm), Position (mm), Suitable reel size.

**Triceptor / 3pcs Pac Rod Category Spec**

Table with columns: Item, Price, JAN CODE, S, e, R, e, i, L, t, CL-Lt, Wt, Lure, Line, Guide, Reel Seat, Lock nut, Joint, Drag Max, Carbon (%), Tip (mm), Butt (mm), Position (mm), Suitable reel size.

**TAKO KING / Octopus Game Category Spec**

Table with columns: Item, Price, JAN CODE, S, e, R, e, i, L, t, CL-Lt, Wt, Lure, Line, Guide, Reel Seat, Lock nut, Joint, Drag Max, Carbon (%), Tip (mm), Butt (mm), Position (mm), Suitable reel size.

**Lupus / Trout Game Category Spec**

Table with columns: Item, Price, JAN CODE, S, e, R, e, i, L, t, CL-Lt, Wt, Lure, Line, Guide, Reel Seat, Lock nut, Joint, Drag Max, Carbon (%), Tip (mm), Butt (mm), Position (mm), Suitable reel size.

**Members Limited / EARLY & BlueCurrent Limited Model : Members Only Spec**

Table with columns: Item, Price, JAN CODE, S, e, R, e, i, L, t, CL-Lt, Wt, Lure, Line, Guide, Reel Seat, Lock nut, Joint, Drag Max, Carbon (%), Tip (mm), Butt (mm), Position (mm), Suitable reel size.

Details of notation: Reel/S=Spinning B=Overhead reel Weight (p)=Proto model Weight Guide/TZ=TORZITE ring ST=Stainless frame TI=Titanium frame OC=Ocean guide (Only SIC) K or KR=K guide or KR guide AN=Alconite ring Lock nut/U=Up lock D=Down lock Joint/Spigot=Spigot Ferrule Put over=Put over Ferrule 1&H=Grp Joint Tip(mm) Diameter of just below top guide Butt(mm)&Position(mm) Position(mm) stand for the length from end of grip to point that is measured for Butt(mm) \*SIC-S ring is up dated model of SIC guide. Some of W products are currently on switching from SIC guide to SIC-S ring guide. Depend on products, there SIC models and SIC-S ring models are existed in the market. Please understand that we do not accept exchange to rod with other type of guide ring. \*Regarding the reel seat the product photo in this catalog, if there is a change of color by the manufacturer, the color may be changed without notice. Please kindly understand this matter.





## Support / After Service

### Precautions for use

- Do not cast with tangled line or line trouble in the reel. This may cause the rod to break. Furthermore, if you miss or forget to put the line through a guide, this may result in damage or breakage of your rod.
- If you continue to reel in your rig (lure, popper, jig etc) after it has reached the top guide, this will cause the rod to break.
- If you force the joint section of the rod when joining together, this will cause cracking or splitting of the joints.
- If you use the rod while the joint section is still loose, this may cause breakage.
- If the joint section is stuck together, use a rubber sheet for added grip while twisting away from each other.
- Beware of power cables, overhead power lines or phone lines. The material (carbon) will easily pass through electricity causing serious injury or death.
- If you hear or see lightning approaching while in use, pack the rod away or stay away from the rod. Lightning may strike causing serious injury or death.

### Maintenance and storage

- Wash rod with running water to rid of any filth and salt. Then wipe off any excess water.
- If you store your rod without wiping off excess water, this may cause blisters on the blank. Storage in well ventilated area as with no high temperature.
- Please do not leave the rod in your vehicle for long durations in summer. This will cause blisters and warping of the blank.

### Contents in this catalog

- Include accurate specifications of rods, written in accordance with the regulations set by the Japanese National Fishing Rod Fair Trade Conference.
- Prices and specifications listed on this catalog may be altered without notice.
- The colors presented in the pictures may differ from the actual color. Furthermore, some products are prototype rods in the developmental stage and may differ when it reaches the final product.

### Requesting repairs

- Please be aware that personally modified rods will not be covered by warranty (even if it is within the warranty period).
- If you are requesting for repair, please send in the whole rod (not just the section of the breakage).

### Repairing and After service

- Please take or send products which is required repairing to sales outlet. At that moment, please send a whole rod (not only the section of the breakage)
- Please be aware that any rod that was personally modified will not be covered by warranty (even if it is under warranty)
- Any repairing that we have judged as changed/tampered the specification or made to order is unacceptable.

### About contents on this catalog

- Specifications might be changed without previous notice.
- Some of images on this catalog are proto type so it might be different from actual products.
- Images on this catalog might be different from actual products depend on condition of printing.

## YAMAGA Blanks Web Contents

### YAMAGA Blanks Official Web Site

<https://yamaga-blanks.com/>



### YAMAGA Blanks Movies

<https://www.youtube.com/user/YAMAGABlanks>



YAMAGA TSURIGU Co.,LTD  
 YAMAGA Blanks  
 945 OBARU YAMAGA-CITY  
 KUMAMOTO-PREF 861-0543 JAPAN  
 E-Mail: [info@yamaga-blanks.com](mailto:info@yamaga-blanks.com)