

<https://yamaga-blanks.com/>

EARLY *Blue Current*
TZ/NANO
Blue Current III *Ballistic*
Melina *Calista*
Lupus **ENNE** **TAKO** **KING**
MADE IN JAPAN
Battle Whip *SeaWalk* *Triceptor*
BlueSniper **BLUE REEF**
Galafind *BlueSniper*
BOAT CASTING
YAMAGA *Blanks* **YB** **JAPAN FACTORY**
SIMPLE THINGS DONE WELL
We proudly support the 100 years K&S legacy

YAMAGA Blanks Made in Japan

Dealer

YAMAGA
BLANKS
JAPANESE
FACTORY
32°59'49.5"N 130°39'34.2"E

YAMAGA *Blanks* **YB**
2021
PRODUCT CATALOG

Yamaga Blanks
2021



YAMAGA TSURIGU Co.,LTD. / SINCE 1990
YAMAGA Blanks / SINCE 2007
Made in Japan

A rod which creates a flash of inspiration.

YAMAGA
Blanks **YB**

BORN
TO FISH
YAMAGA BLANKS
JAPAN FACTORY
32°59'49.5"N 130°39'34.2"E

Fishing as a hobby can be categorized as a whole whereby, we catch fish with a rod, line and hook. However, in reality, various styles, species and equipment exist throughout the world.

If you are to further pursue a single species, one would need to select specific equipment and techniques, but when you take into account the human element of style and preference, there are no clear answers to what is the best equipment. That is why we are so captivated by fishing and why we pursue our targets as a lifelong hobby.

The means to get information has improved in the modern age and it has become tremendously easier to search for styles and methods to catch fish. Although, this overwhelming information may help you broaden your fishing, it may also limit your imagination and originality.

It is vital for anglers to have this “flash of inspiration” in the field, especially for the lure fishing game, and too much information may confuse and lead you into uncertainty. We get a lot of feedback from anglers around the world here at Yamaga Blanks and are astonished by the high level of creativity and originality. This is proof that anglers have the ability to observe the natural environment they are fishing in and are not tied down by stereotypes.

It may not be possible to include all aspects of anglers’ experiences and ideas into our rod design, but we believe that it is possible to create rods which do not interfere with your creativity.

What we desire in our rods is “user-friendly equipment”. Strong, light and easy to cast are simple values in a rod which will allow anglers to hone their senses in the field and focus on the task ahead.

Each rod has a specific concept and is capable of responding to the anglers creativity. We hope our rods will help anglers pursue their goals and feel like it is part of you. There is nothing more pleasing to us than anglers using our rods and to experience that “flash of inspiration” in the field.

Shore Casting & Eging & Others

2021 New **EARLY** All Casting

Ballistick Seabass

BlueSniper Shore Casting

BlueCurrent TZ/NANO Light Game

BlueCurrent III Light Game


Calista Eging

Mebius Eging

BattleWhip Boat Eging

**BORN
TO FISH**
YAMAGA BLANKS
JAPAN FACTORY
32°59'49.5"N 130°39'34.2"E

About the notation of this catalog

QR MOVIE About movie link and QR code 



In the product page in our catalog, there is a QR code linked to a more detailed explanation of each product. Please utilize your smart phone and read the QR code to jump to each movie.

Grip about signage for length of grip

a Length from reel foot to end of grip when reel is equipped
b Whole length of grip

Reel Suitable reel size

Please refer to these suggestions as a rough indication depend on specification of line MAX. Please note that indication does not mean to restrict your choice of reel.

ICON signage for Icons  

The Icons on specifications stand for the lure which is match well with rod. Best match designated in orange. Substitute in yellow. Please refer to these Icon as rough indication depend on characteristics of each rods.

ROD DATA TABLE About Rod data table

Details of the rod data are on P64 at the back of the catalog. Please refer to these pages for diameter of tip/butt, percentage of carbon, JAN code, etc.



Surf

Rock

Shore Casting + α

River

Port

EARLY
Ballistick
BLUESNIPER
Extreme Shore Casting Strategy



2021 NEW SERIES

EARLY
ALL CASTING

"for Surf"
"for Rock"
"for Seabass"
"for Boat"
"for Mobile"

As of 2021, the lineup of Yamaga Blanks shore casting rods, "EARLY" series have been restructured and reborn with a large number of new models. The Seabass models of "EARLY PLUS" will be categorized as "ALL CASTING" models and these new models will have superb castabilities as did the previous models since the founding of Yamaga Blanks.

We have sought after the most important aspect for the lure game, "cast farther" and "cast more accurately". Our lineup of rods are built with not only these vital values sought after in the shore casting game, but also controllability, highly responsive and powerful blank for anglers to pursue their methods and styles of fishing. In addition, the vast lineup of the new EARLY series are divided into different genre depending on situations and will only have simple specifications written on the blank so we do not limit the anglers options and creativity.

There are 5 models in the "for-surf" series, 3 models "for-Rock" and 2 models "for-Seabass". Furthermore, we are currently developing the "for-Mobile" which is a multi piece travel rod as well as the "for-Boat" aimed for the boat casting game.

The new EARLY models possess the ability to deliver the lure, allow anglers to maneuver the rod to induce the bite and transmit the smallest signals of water pressure and bites through the sensitive blank.



EARLY ALL



EARLY for Surf / 5 Line up

Surf Casting

The EARLY for Surf are long distance casting models developed to meet the needs of surfcasting. With the concept focusing on long distance casting, the light weight blank and light casting feel will allow anglers to maintain their concentration throughout the day.

For the 2021 season, we have added 2 new models to the vast lineup. The 105MMH/B which is equipped with a highly responsive feel even at a long range and the 99ML which is ideal for anglers who prefer a more fineness style.

With great casting ability and highly sensitive characteristics, the EARLY for Surf models are not only ideal for the flat fish game targeting Flounders and Flatheads with minnows, metal jigs and soft plastics, but also great to target seabass and Blackfin Seabass off the rocks, small blue-runners, monstrous Jew fish and the northern sea Trout.

Although these are designed mainly for the surf game, its versatility will enable anglers to utilize these models for various games requiring long distance casting. The blanks have been built up with a sharp casting feel, the power to stop the thrashing fish and highly sensitive to meet the needs of the ever-changing surf casting game. We hope you can experience our creation in the vast field.



2021 NEW 99ML for Surf

ROD SPEC Lure: 7~35g Line: PE 0.8~1.5

- Length: 2980mm(CL:1525mm) Weight: 155g
- Guide: SiC-S stainless frame K guide (Fuji)
- Section: 2pcs (Put over Ferrule) Reel seat: VSS16(Fuji)
- Suitable reel size: D:LT4000C~5000C / S:4000~5000



More details

Price:



2021 NEW 105MMH/B for Surf

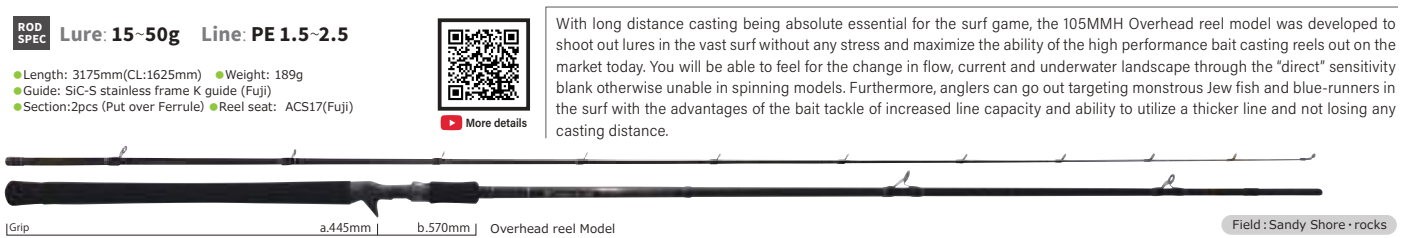
ROD SPEC Lure: 15~50g Line: PE 1.5~2.5

- Length: 3175mm(CL:1625mm) Weight: 189g
- Guide: SiC-S stainless frame K guide (Fuji)
- Section: 2pcs (Put over Ferrule) Reel seat: ACS17(Fuji)



More details

Price:



103M for Surf

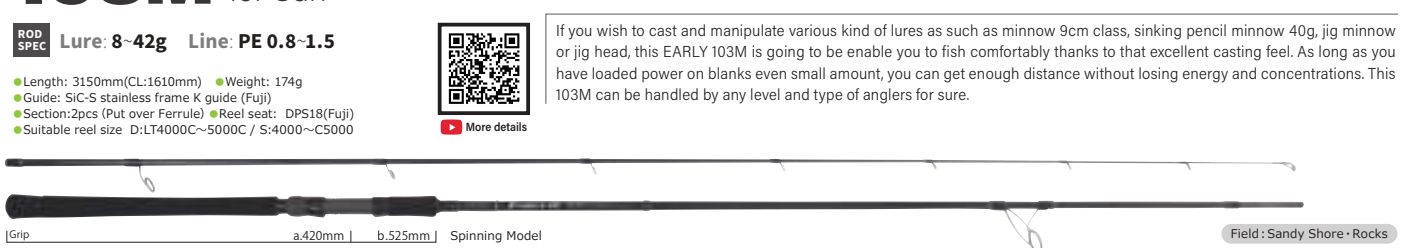
ROD SPEC Lure: 8~42g Line: PE 0.8~1.5

- Length: 3150mm(CL:1610mm) Weight: 174g
- Guide: SiC-S stainless frame K guide (Fuji)
- Section: 2pcs (Put over Ferrule) Reel seat: DPS18(Fuji)
- Suitable reel size: D:LT4000C~5000C / S:4000~C5000



More details

Price:



109MMH for Surf

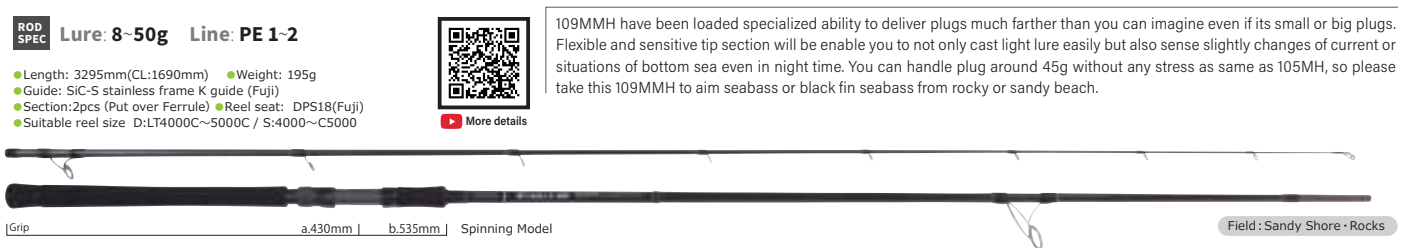
ROD SPEC Lure: 8~50g Line: PE 1~2

- Length: 3295mm(CL:1690mm) Weight: 195g
- Guide: SiC-S stainless frame K guide (Fuji)
- Section: 2pcs (Put over Ferrule) Reel seat: DPS18(Fuji)
- Suitable reel size: D:LT4000C~5000C / S:4000~C5000



More details

Price:



105MH for Surf

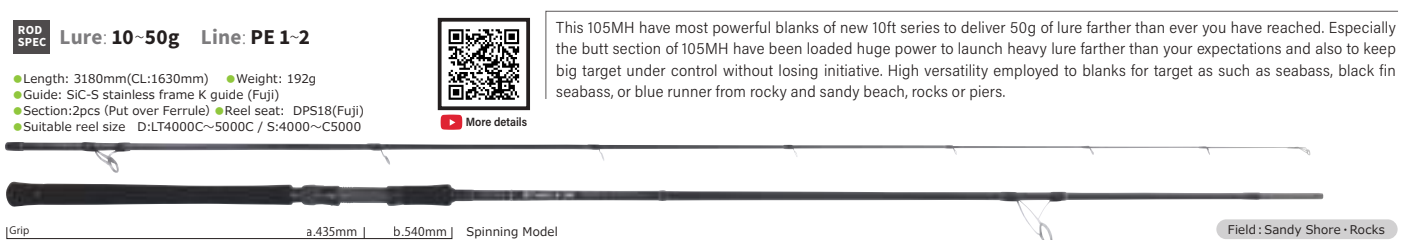
ROD SPEC Lure: 10~50g Line: PE 1~2

- Length: 3180mm(CL:1630mm) Weight: 192g
- Guide: SiC-S stainless frame K guide (Fuji)
- Section: 2pcs (Put over Ferrule) Reel seat: DPS18(Fuji)
- Suitable reel size: D:LT4000C~5000C / S:4000~C5000



More details

Price:





EARLY
for Rock

EARLY for Rock / 3 Line up

Rock Fish Game

In the pursuit to develop the Early for Rock, we asked ourselves "What is the rock-fish game?". The blanks not only have strength and lightness but also have a highly efficient ability to restore its original form. In other words, the bent blank will flex back to its straight form, peeling the fish off the bottom and other structures efficiently.

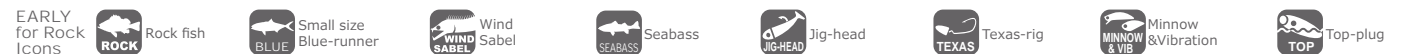
The stiff yet delicate tips are highly sensitive to any changes in sea conditions while being versatile, enabling anglers to utilize various types of rigs and style of fishing.

The rock fish game is changing and evolving every day and the various different species of rock fish inhabiting different parts of Japan and the seas around the world all have unique characteristics. You cannot simply expect to catch these rock fish flat from the bottom. There are various tackle settings, different methods and rigs anglers endlessly try. This is probably the reason why so many anglers are captivated by these species.

We are proud to present the 3 models with outstanding casting abilities, lure controllability and power to match you target rock fish.



EARLY 86MH for Rock



2021 NEW 86MH for Rock

ROD SPEC Lure: 7~40g Line: PE 1-2

- Length: 2590mm(CL:1325mm) Weight: 123g
- Guide: SiC-S stainless frame K guide (Fuji)
- Section: 2pcs (Put over Ferrule) Reel seat: VSS16(Fuji)
- Suitable reel size D: LT3000~4000C / S: C3000~4000



More details

The blank for this model is exceptionally well balanced for both casting and maneuvering while also possessing tremendous sensitivity. Anglers will not only be able to utilize swimming actions of jig-head rigs but also utilize Texas rigs and feel for bottom structures and material. The adequately stiff belly section will transmit your bite and rip the fish off the bottom and structures right away. This sharp blank is also suitable for use in the "wind game" targeting hair-tails and "jerk methods" productive for seabass.



2021 NEW 104H for Rock

ROD SPEC Lure: 15~60g Line: PE 1-3

- Length: 3160mm(CL:1615mm) Weight: 205g
- Guide: SiC-S stainless frame K guide (Fuji)
- Section: 2pcs (Put over Ferrule) Reel seat: DPS18(Fuji)
- Suitable reel size - Up to PE2 D: LT4000C~6000 / S: 4000~C5000



More details

This long length high powered model was designed for casting distance and sensitivity. The "soft" aspect of the blank can be attributed to the line settings (PE#1), while the "hard" can be felt in its ability to take the load of heavy weight rigs and max drag settings. Anglers will be able to reach those grounds where others have yet to reach. You will be able to utilize various rigs ranging from soft plastics, swim baits, metal jigs and even minnows above 14cm to go head to head with monstrous rock fish and other blue-runners that you may randomly encounter.



2021 NEW 93MH/B for Rock

ROD SPEC Lure: 10~50g Line: PE 1.2~2.5 / FC 12~20lb

- Length: 2815mm(CL:1445mm) Weight: 149g
- Guide: SiC-S stainless frame K guide (Fuji)
- Section: 2pcs (Put over Ferrule) Reel seat: ACS17(Fuji)



More details

The 93MH/B has a sensitive yet flexible tip ~ belly section for anglers to hover or roll their Texas-rigs near the bottom or for a more pinpoint approach with the "bottom shaking" technique. It enables anglers for a more careful approach on the bottom to induce and capitalize on a bite from those inactive fish. Once hooked, the winding power of the bait-reel and the powerful butt section will assist you to lift the fish away from the structures. You could also utilize this all-rounder model for the seabass game and other types of fishing which require the use of swimming type lures to efficiently search a vast area.



EARLY 97MMH for Seabass



EARLY 97MMH for Seabass



EARLY for Seabass / 2 Line up

Seabass Game

What we seek in a seabass rod at Yamaga Blanks is "standard characteristics" for anyone to easily use. Our designs focus on tolerant release point for everyone to be able to cast long distances with the least amount of effort while retaining the lightness for all day long casting and sensitivity to capitalize on the smallest bites. Once hooked, the blanks will bend in nicely to reduce any hook-offs generally caused by blanks that are too stiff.

The EARLY for Seabass models are value for money considering the quality of the rods.

The length and settings of the models are designed for long distance casting which are suited for wading in the shallow waters, fishing off rocks, boulders, piers and break water.



EARLY 97MMH for Seabass



2021 NEW 93M for Seabass

ROD SPEC Lure: 7~35g Line: PE 0.8-1.5

- Length: 2819mm(CL:1445mm) Weight: 147g
- Guide: SiC-S stainless frame K guide (Fuji)
- Section: 2pcs (Put over Ferrule) Reel seat: VSS16(Fuji)
- Suitable reel size D: LT3000~4000C / S: 3000~4000



More details

The all-rounder model is a valuable asset for situations which require you to cast long distances in rivers and piers. It is especially responsive to metal type vibration lures which have are highly resistant. The light feel when reeling in your lure will enable you to focus on your fishing while reducing the load on your wrist. Once the fish is hooked, the blank will bend in nicely and will allow you to handle and efficiently surface your catch.



2021 NEW 97MMH for Seabass

ROD SPEC Lure: 8~42g Line: PE 1-2

- Length: 2925mm(CL:1500mm) Weight: 156g
- Guide: SiC-S stainless frame K guide (Fuji)
- Section: 2pcs (Put over Ferrule) Reel seat: VSS16(Fuji)
- Suitable reel size D: LT4000C~5000C / S: 4000~C5000



More details

You will be able to trace your lures in the strong thick currents of large scale rivers and straits as well as hardcore locations off rocks and boulders. It possesses a sensitive tip able to transmit the smallest of details in the current and utilize minnows and sinking pencils as small as 9cm. Having said that, anglers will still be able to cast big bait lures up to 15cm for situations where your targets are feeding on larger baits and stop the thrashing of lunker size pre spawning seabass with the strong butt power.



On Developing Model



Release date undecided

We also have up and coming developments for the new EARLY series. The release date and specifications are yet to be finalized but we are diligently testing and working on these rods so please stand by. The 2 models “for-Boat” will be ideal for small boats and kayaks and the 3 models “for-Mobile” are multi piece pack rods suitable for traveling. The developmental concepts do not overlap with other categories and possess original characteristics. For instance, we have not simply made the “for-Surf”, “for-Rock” and “for-Seabass” into multi piece rods in the “for-Mobile”, but have given it its own characteristics. We will be updating the progress of the development through our HP and movies. We hope you can experience the new EARLY series first handedly.



EARLY for Boat / 2 Line up

Versatile boat Game

The EARLY for Boat was developed to enjoy the light casting game off-shore targeting bream, seabass, small Blue-runners, flat-fish and even rock fish. The sharp regular tapered rod is extremely responsive and has a sharp casting feel with the developmental concept of “every fish tells a story”. It is a versatile rod able to handle the ever changing sea conditions by allowing anglers to pinpoint cast to structures, drop into holes and cast in the open sea. Anglers will be able to utilize a wide variety of lures vital for the off-shore game and accurately cast and trace the course you desire. You can say that this EARLY for Boat was created as an offensive technical model for anglers to feel satisfied when hooking a fish according to plan.



New Model
On developing

68M for Boat

ROD SPEC

Lure: 7~32g Line: PE 0.8~1.5

Length: 2550mm(CL:1060mm) Weight: Guide: SiC-S stainless frame K guide(Fuji) Section: 2pcs (Put over) Reel Seat: VSS16 (Fuji) Suitable reel size: D: LT2500~3000 / S: 2500~3000

QR Code

More details

Price:

Seabass Chinu Sawara Minnow VIB SPIN PENCIL

Grip a.285mm b.400mm Spinning Model

Field : Coast • Port

New Model
On developing

610MH/B for Boat

ROD SPEC

Lure: 10~50g Line: PE 1.2~2.5

Length: 2100mm(CL: 1080mm) Weight: Guide: SiC-S stainless frame K guide(Fuji) Section: 2pcs (Put over) Reel Seat: ACS17 (Fuji)

QR Code

More details

Price:

Rock Seabass Minnow JOINT PENCIL JIG

Grip a.325mm b.450mm Overhead reel Model

Field : Coast • Reef



EARLY for Mobile / 3 Line up

Multi Piece Mobile Series

The EARLY for Mobile models are multi piece mobile pack rods which are able to separate into 3~4 pieces. These rods were developed to feel like a 2-piece rod as we refused to sacrifice the rods performance in exchange for mobility. The rods superior performances will not only assist the anglers fishing but the mobility has also added a new meaning to “versatility”. When in your fishing grounds, we are limited in what we can use. The 3 models in the EARLY for Mobile series are built up with concepts that other EARLY series do not have. The compact rod can easily be carried around stress free on bikes, bicycles and other public transports which you may use to access your fishing grounds in large cities. Furthermore, if you are a frequent flier, you can tuck away your rod in your suitcase on your business trips overseas. Once in use, you will notice the outstanding casting feel, controllability and the seamless bending curve of the blank rarely seen in multi-piece rods. The lineup of multi piece rods with exceptional performance will surely open up new fishing grounds for anglers around the world.



New Model
On developing

84ML /4pcs for Mobile

ROD SPEC

Lure: 5~24g Line: PE 0.6~1.2

Length: 2545mm (CL:660mm) Weight: Guide: SiC-S stainless frame K guide(Fuji) Section: 4pcs (Put over - Grip Joint) Reel Seat: VSS16 (Fuji) Suitable reel size:

Price:

4 pcs Seabass Chinu Minnow PENCIL JIG-HEAD SINKING PENCIL

It is a versatile rod able to enjoy various light ~ middle class lure fishing targeting Seabass and Breams with the use of top-water lures to soft plastics. The flexible tip will enable anglers to easily handle the subtle movements of small sinking pencils, minnows, jig-head rigs in addition to controlling top-water lures. We hope you can enjoy the light game on your trips away or even around local river mouths accessible by bikes or trains.

Grip: Due to on development, dimensions have not been measured Spinning Model

Field : River • Port

New Model
On developing

76MMH /3pcs for Mobile

ROD SPEC

Lure: 8~42g Line: PE 1~2

Length: 2310mm (CL: 810mm) Weight: Guide: SiC-S stainless frame K guide(Fuji) Section: 2pcs (Put over - Grip Joint) Reel Seat: VSS16 (Fuji) Suitable reel size:

Price:

3 pcs Seabass Blue Rock Minnow PENCIL SINKING PENCIL

The rod is able to be loaded with heavy lures and can go head-to-head against the unexpected big one. This rod will be your next best friend on your domestic or international trips, land-based or even off-shore. You can enjoy going after seabass in the open water, light casting for Blue-runners or even cast around reef edges in more tropical countries. We are confident that anglers with sights on large predators around the world will enjoy using this versatile rod with a sensitive tip yet powerful butt section.

Grip: Due to on development, dimensions have not been measured Spinning Model

Field : River • Port • Reef • Boat

New Model
On developing

96MH /4pcs for Mobile

ROD SPEC

Lure: 8~42g Line: PE 1~2

Length: 2920mm (CL: 770mm) Weight: Guide: SiC-S stainless frame K guide(Fuji) Section: 4pcs (Put over - Grip Joint) Reel Seat: VSS16 (Fuji) Suitable reel size:

Price:

4 pcs Seabass Blue Flat Minnow VIB SPIN JIG

The blank is designed with a sharp feeling and the controllability is outstanding. You will be able to utilize large 14cm + minnows, heavy vibration type lures and blade type lures to search a vast area. You can also target small Blue-runners and flat fish in the surf by utilizing light jigs and soft plastics. We focused on its castability, seamless bending curve and outstanding power during the developmental stages for those traveling anglers who have a vast array of targets around the world.

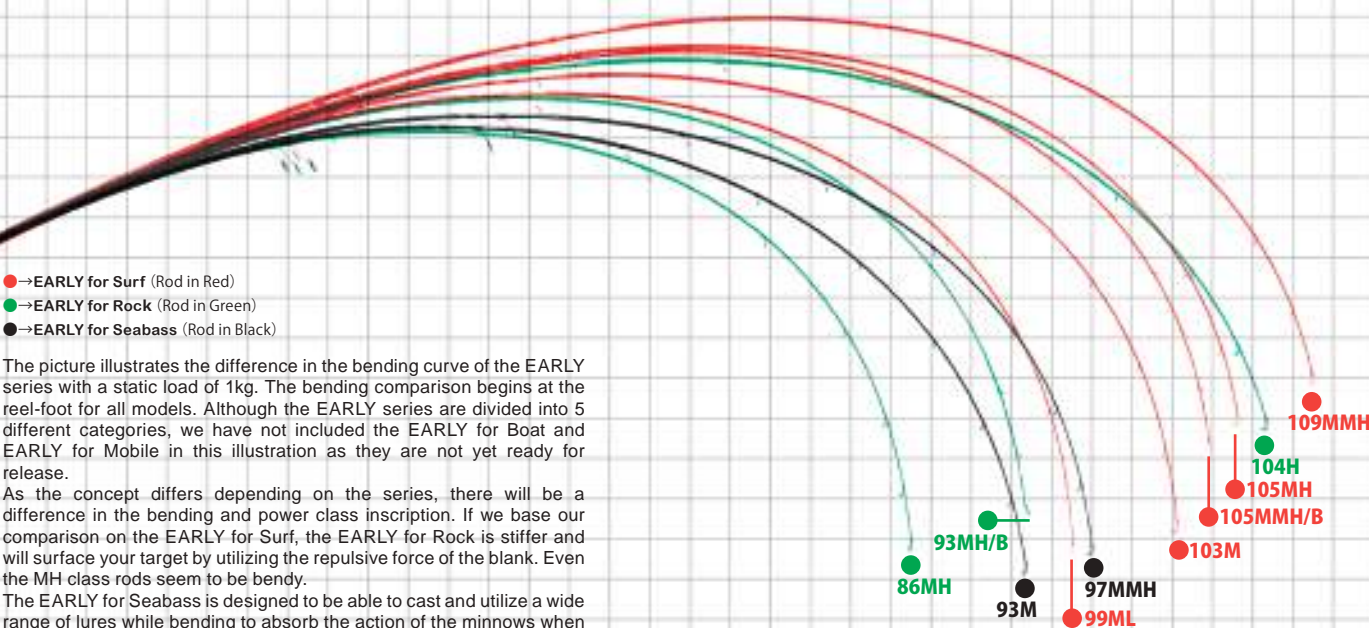
Grip: Due to on development, dimensions have not been measured Spinning Model

Field : Sandy Shore • Rocks • Port • River

※The models listed on this page are currently under development, and detailed specifications and designs are subject to change.

EARLY Series

EARLY / Bending Curve / Load 1kg



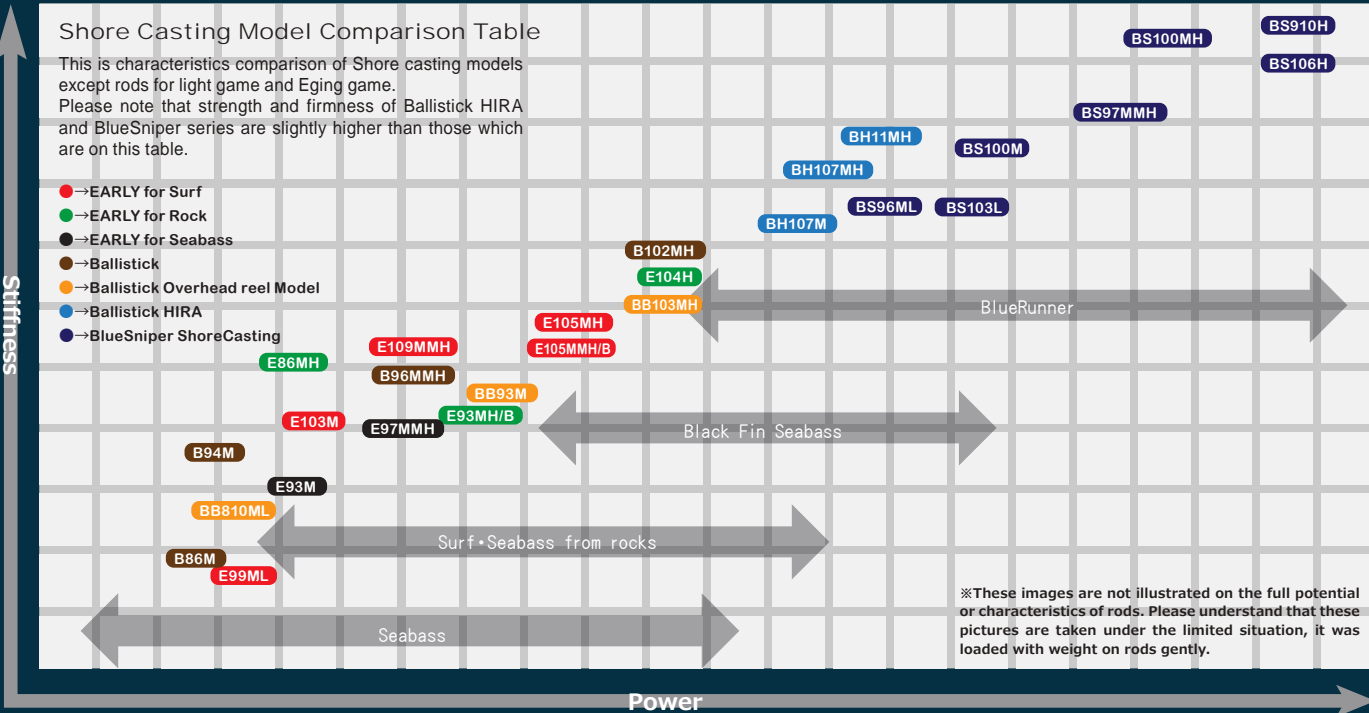
The picture illustrates the difference in the bending curve of the EARLY series with a static load of 1kg. The bending comparison begins at the reel-foot for all models. Although the EARLY series are divided into 5 different categories, we have not included the EARLY for Boat and EARLY for Mobile in this illustration as they are not yet ready for release.

As the concept differs depending on the series, there will be a difference in the bending and power class inscription. If we base our comparison on the EARLY for Surf, the EARLY for Rock is stiffer and will surface your target by utilizing the repulsive force of the blank. Even the MH class rods seem to be bendy.

The EARLY for Seabass is designed to be able to cast and utilize a wide range of lures while bending to absorb the action of the minnows when retrieving the lure. One cannot choose the size of the fish for either surf fishing, rock fishing or seabass fishing, but all models have been given ample power to go head-to-head with lunker class fish.

The power class for the EARLY modes have been determined with the combination of stiffness, repulsive force and power.

※These images are not illustrated on the full potential or characteristics of rods. Please understand that these pictures are taken under the limited situation, it was loaded with weight on rods gently.



●→EARLY for Surf
●→EARLY for Rock
●→EARLY for Seabass
●→Ballistick
●→Ballistick Overhead reel Model
●→Ballistick HIRA
●→BlueSniper ShoreCasting

Stiffness

Power

※These images are not illustrated on the full potential or characteristics of rods. Please understand that these pictures are taken under the limited situation, it was loaded with weight on rods gently.




Ballistick / 10 Line up

Seabass and more



Ballistick series are flag ship model of shore casting series. 4 models for spinning as basic seires, 3 models for overhead reel, and 3 models for black fin seabass are lined up. All of these 10 models have been applied NANOALLOY technology to provide you sharpness on casting and toughness on fighting. Basic models of spinning series will cover river game to surf game.

Blanks which have high sensitivity that transmit vital information clearly and high repulsive force which let you keep large fish under control. HIRA model has moderate stiffness to provide you sharpness cast feel and high sensitivity to keep initiative even you fish in rough conditions. Butt section have enough power to aim blue runner as such as yellow tail up to 5kg without losing control. 3 kind of over head models are lined up to cover various situations such as upper to mid part of rivers, river mouth, rocky shore and sandy beach. Blanks of over head models have been designed specially to supply you excellent casting feel.





BlueSniper

/ 7 Line up

Shore Plugging & Jigging

BlueSniper shore casting series have been loaded sharpness, Lightness and high usability while taking advantage of NANOALLOY® technology from TORAY. ML class which is suited to light weight of minnows or sinking pencil, H class to manipulate up to 200mm of diving pencil and jigs over 100g. The potentials which are hidden in blanks of these 7 models include 103L which is loaded sensitivity and power added for line up as a Light class concept to manipulate lures for seabass will enable you to cover various situations and field without losing initiative of anglers. Remarkable characteristics of these series are flexibility and sensitiveness of tip section to make lures swim more like real fish, and toughness of butt section to pull heavy fish up to surface while applying the good amount of pressure on fish. Which means that we have pursued basic performance as shore casting rod. Win some, lose some...it is depend on judgement you have made at crucial phase. This BlueSniper shore casting series has been designed as a rod which will support you to make a right decision to land memorial fish.



103L PlugSpecial

Light Class Concept

Lure: Jig ~40g/Plug 15~40g
Line: Max PE 2 Drag Max: 4kg/45°

Length: 3135mm(CL:1600mm) Weight: 240g
Guide: SiC-S stainless frame K guide(Fuji)
Section: 2pcs (Spigot Ferrule) Reel Seat: DPS18 (Fuji)
Suitable reel size D:3500~4000 / S:4000~6000

Price:

Target: BlueRunner

Field: Piers • Rocks

96ML

NANO Concept

Lure: Jig ~60g/Plug 15~40g
Line: Max PE 2 Drag Max: 3kg/45°

Length: 2935mm(CL:1500mm) Weight: 223g
Guide: SiC-S stainless frame K guide(Fuji)
Section: 2pcs (Spigot Ferrule) Reel Seat: DPS18 (Fuji)
Suitable reel size D:3000~3500 / S:4000~6000

Price:

Target: Small size Blue-runner • Flatfish

Field: Piers • Rocks • Surf

100M

NANO Concept

Lure: Jig ~80g/Plug ~50g
Line: Max PE 3 Drag Max: 4.5kg/45°

Length: 3070mm(CL:1570mm) Weight: 245g
Guide: SiC-S stainless frame K guide(Fuji)
Section: 2pcs (Spigot Ferrule) Reel Seat: DPS18 (Fuji)
Suitable reel size D:4000 / S:6000~8000

Price:

Target: BlueRunner

Field: Piers • Rocks

97MMH

NANO Concept

Lure: Jig ~100g/Plug ~60g
Line: Max PE 4 Drag Max: 6kg/45°

Length: 2950mm(CL:1515mm) Weight: 296g
Guide: SiC-S stainless frame K guide+SiC Ocean guide(Fuji)
Section: 2pcs (Spigot Ferrule) Reel Seat: DPS20 (Fuji)
Suitable reel size D:4000~4500 / S:6000~8000

Price:

Target: BlueRunner

Field: Piers • Rocks

100MH

NANO Concept

Lure: Jig ~120g/Plug ~80g
Line: Max PE 4 Drag Max: 6kg/45°

Length: 3070mm(CL:1575mm) Weight: 307g
Guide: SiC Ocean guide(Fuji)
Section: 2pcs (Spigot Ferrule) Reel Seat: DPS20 (Fuji)
Suitable reel size D:8000 / S:6000~10000

Price:

Target: BlueRunner

Field: Piers • Rocks

106H PlugSpecial

NANO Concept

Lure: Jig ~130g/Plug ~100g
Line: Max PE 5 Drag Max: 8kg/45°

Length: 3215mm(CL:1650mm) Weight: 325g
Guide: SiC Ocean guide(Fuji)
Section: 2pcs (Put over Ferrule) Reel Seat: DPS20 (Fuji)
Suitable reel size D:10000~14000 / S:8000~14000

Price:

Target: BlueRunner

Field: Rocks • Piers

910H

NANO Concept

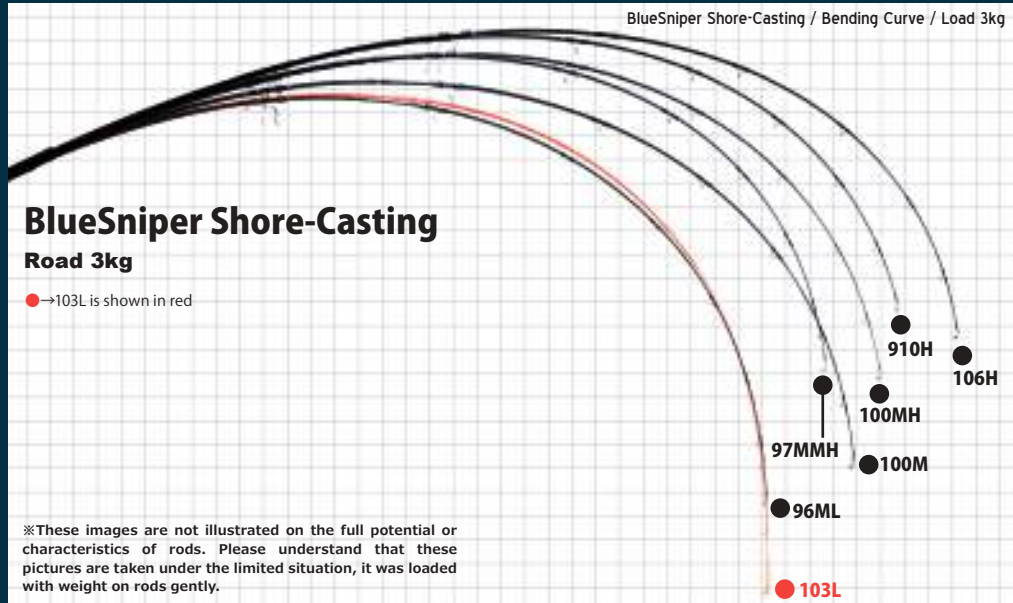
Lure: Jig ~150g/Plug ~120g
Line: Max PE 5 Drag Max: 8kg/45°

Length: 3030mm(CL:1550mm) Weight: 326g
Guide: SiC Ocean guide(Fuji)
Section: 2pcs (Spigot Ferrule) Reel Seat: DPS20 (Fuji)
Suitable reel size D:10000~14000 / S:8000~14000

Price:

Target: BlueRunner

Field: Rocks



These are comparison images of BlueSniper shore casting series which are loaded 3kg weight on tip. Tip to belly section of BS103L have been designed to be very flexible for casting and manipulating small and light plug. It has little more power than 96ML on butt section and good to be used for aiming blue runner with small lure. 97MMH have been loaded same power as 100MH on butt section and more flexible tip section. Although 97MMH bend more than 100MH when applied 2kg load, you can see that almost same power employed on both of butt section when applied 3kg load. 100M have been designed to be slower action than others so whole blanks of 100M will be bent well even when small amount of load applied. Almost same power have been loaded on butt section of 910H and 106H. 910H is suit to metal jig and if you use plugs mainly, 106H is recommended. 910H have been loaded more repulsive force than 106H to manipulate heavy weight of metal jig comfortably and land fish smoothly. Load weight more and more, butt section of 106HPS bend more and huge power will be accumulated. Which means that it is easier to apply pressure on fish and physical burden of angler will be reduced with 106HPS.

Night

Day

Light Game

Anywhere

Anything



BlueCurrent Plug Model / 3 Line up

Light Plugging

TORZITE Fuji **MANDALLOU**

There will be new models for the BlueCurrent TZ/NANO series for use with ultra-small lures to target Japanese Horse Mackerel and Japanese rock fish. The evolution of the plugging game (use of hard bodied lures) has been considerable in recent years requiring extra sensitive rods to use ultra-small lures around 2g. We have developed the blank with our focus on sensitivity and its ability to transmit the smallest changes in the current, water pressure and lure movement. Both models are were not developed to simply utilize these hard bodied lures but each are special models with distinct characteristics. The two types can be distinguished by the difference in style. The "quick" type which will not miss the smallest of nibbles to aggressively hook the fish and the "seamless" type which smoothly hooks the fish by naturally bending in.

You can use hard bodied lures with the other models in the BlueCurrent series which are designed for jig-head type rigs, but these 2 models are especially designed for use with these lures. We hope you can take hold of our new BlueCurrent Plugging series to enjoy the ever changing plugging game for these small but extremely fun species to target.



BlueCurrent Plug Icons

- PLG** Plugs /include for top water (With action)
- S/P** Sinking pencil /include for top water (retrieving)
- JH** Jighead (~3g)
- JIG** Metal Jig

2021 NEW

610 Plug Quickness : TZ/NANO

Price:

PLG

S/P

JH

JIG

ROD SPEC

Lure: Plug 1.5~6g/JH 0.5~5g
Line: PE 0.1~0.4

Length: 2100mm(CL:1075mm) ●Weight:64g

Guide: TORZITE titanium frame K Guide (Fuji)

Section: 2pcs (Put over Ferrule) ●Reel seat: VSS16(Fuji)

Suitable reel size D:LT1000~2000 / S:1000~C2000

QR

More details

Target: Horse Mackerel (Aji) · Rock fish

Field: Port · Rocks · Estuary

Target: Horse Mackerel (Aji) · Rock fish

Field: Port · Rocks · Estuary

2021 NEW

73 Plug Seamless : TZ/NANO

Price:

PLG

S/P

JH

JIG

ROD SPEC

Lure: Plug 1.5~6g/JH 0.3~5g
Line: PE 0.1~0.4

Length: 2220mm(CL: 1135mm) ●Weight:67g

Guide: TORZITE titanium frame K Guide (Fuji)

Section: 2pcs (Put over Ferrule) ●Reel seat: VSS16(Fuji)

Suitable reel size D:LT1000~2000 / S:1000~C2000

QR

More details

Target: Horse Mackerel (Aji) · Rock fish

Field: Port · Rocks · Estuary

Target: Horse Mackerel (Aji) · Rock fish

Field: Port · Rocks · Estuary

BlueCurrent III
Strike for a New Era

BlueCurrent
TZ/NANO



BlueCurrent 85 TZ/NANO All-Range



BlueCurrent 93 TZ/NANO All-Range



BlueCurrent 93 TZ/NANO All-Range

BlueCurrent TZ/NANO / 8 Line up

Light Game Category



BlueCurrent TZ/NANO Movies

TORZITE Fuji NANOALLOY

BlueCurrent TZ/NANO series are flag ship models which are filled with our knowledge and techniques of designing blanks of light game. Carbon prepreg which NANOALLOW® technology have been applied is chosen and TORZITE ring guides which are light and less friction are loaded. Once you fish with this series, you notice the lightness and sensitiveness, casting feel that you never get unwanted wobble and massive butt power hidden in butt section that will be increased when it is bent. We present you various kind of rods with remarkable individuality as BlueCurrent TZ/NANO series as such as Jig Head-special which is perfect match for tiny jig head and small plug for horse mackerel or mebaru, Jig-special which is specialized for small metal jig, Stream-special to search target in current, Flex which is enable you to enjoy flexibility, and All-Range to do anything at anywhere.



BlueCurrent 83 TZ/NANO Flex

BlueCurrent TN Icons JH Jighead (~3g) JH Jighead Heavy (3g~) CARO Sinker Caro FLOAT Float Rig PLG Plugs /include for top water (With action) S/P Sinking pencil /include for top water (retrieving) JIG Metal Jig EGI Egi (#2~#3)

62 TZ/NANO Jighead Special

Price:



ROD SPEC Lure: JH ~3g Line: NY • FC 1~3lb



More details

BlueCurrent 62TZ Nano have gotten sharpness within blanks themselves and once fish is on, its bend nice and smoothly from tip to butt section. Thanks to NANOALLOY® technology from TORAY, you can keep fish under control at your own will and you cast lure with minimum motion so you do not have to worry about rough condition if you choose it. We have sharpened this 62TZ up to manipulate both jig head and plug delicately with high sensitivity.

- Length: 2020mm(CL:1035mm) Weight: 61g
- Guide: TORZITE titanium frame K Guide (Fuji)
- Section: 2pcs (Put over Ferrule) Reel seat: VSS16(Fuji)
- Suitable reel size D:LT1000~2000 / S:1000~C2000



Grip a.205mm | b.275mm | Spinning Model

Target: Horse Mackerel (Aji) • Rock fish Field: Port

67 TZ/NANO Jighead Special

Price:



ROD SPEC Lure: JH ~5g/Plug ~3.5g Line: ~PE 0.4/NY • FC 1~3lb



More details

This is specialized model for jig head game which is employed high sensitivity, smoothness, and flexibility on blanks. Although it is nice and flexible, the sharpness and speed of blanks are progressed while reducing unwanted wobble of tip section. Taking full of advantage of NANOALLOY® technology, it has been achieved seamless bend curve and incredible repulsive force that let you enjoy not only big mackerel or rockfish but also even a small target.

- Length: 2020mm(CL:1035mm) Weight: 61g
- Guide: TORZITE titanium frame K Guide (Fuji)
- Section: 2pcs (Put over Ferrule) Reel seat: VSS16(Fuji)
- Suitable reel size D:LT1000~2000 / S:1000~C2000



Grip a.265mm | b.330mm | Spinning Model

Target: Horse Mackerel (Aji) • Rock fish Field: Port

71 TZ/NANO Jighead Special

Price:



ROD SPEC Lure: JH 0.3~5g/Rig ~7g/Plug 1.6~4.5g Line: ~PE 0.4/NY • FC 1~4lb



More details

71TZNano is most regular action in BlueCurrent Jig head special series. Although this is specialized model for jig head game, you can approach to target with slow retrieving of small plug or light rig. The sensitivity while you are retrieving is high enough to sense slightly changes of current and tiny vital information. Fish will take your lure without strangeness and blanks will bend smoother like seamless while on fighting.

- Length: 2175mm(CL:1115mm) Weight: 63g
- Guide: TORZITE titanium frame K Guide (Fuji)
- Section: 2pcs (Put over Ferrule) Reel seat: VSS16(Fuji)
- Suitable reel size D:LT1000~2000 / S:1000~C2000



Grip a.265mm | b.330mm | Spinning Model

Target: Horse Mackerel (Aji) • Rock fish Field: Port

72 TZ/NANO Jig Special

Price:



ROD SPEC Lure: Jig 1.5~15g Line: PE 0.3~0.8



More details

This is the special tuned model which enable anglers manipulate various weight of jigs from micro sized to 15g weight because of moderate strain of tip section. We have chosen NANOALLOY® technology from TORAY on butt section for extra muscle. Its innovative to a material from TORAY LTD to achieve a high performance of manipulation and sensitiveness. Although you might sense the strain of blanks, it will work as tenacity to land fish smoothly.

- Length: 2185mm(CL:1125mm) Weight: 70g
- Guide: TORZITE titanium frame K Guide (Fuji)
- Section: 2pcs (Put over Ferrule) Reel seat: VSS16(Fuji)
- Suitable reel size D:LT2000~2500C / S:2000~C2500



Grip a.270mm | b.335mm | Spinning Model

Target: Horse Mackerel (Aji) • Rock fish Field: Port • Rocks • Surf

77 TZ/NANO Stream Special

Price:



ROD SPEC Lure: Plug 2~9g/Rig 1.5~13g Line: PE 0.3~0.8



More details

This rod which has been built with NANOALLOY® technology from TORAY is for special situation. It achieved high sensitivity and usability of various lures without losing repulsive force of rod even in the rapid current. The potentials of this rod will be shown mostly at the field where the experts likes.

- Length: 2310mm(CL:1190mm) Weight: 74g
- Guide: TORZITE titanium frame K Guide (Fuji)
- Section: 2pcs (Put over Ferrule) Reel seat: VSS16(Fuji)
- Suitable reel size D:LT2000~2500C / S: 2000~C2500



Grip a.290mm | b.350mm | Spinning Model

Target: Horse Mackerel (Aji) • Rock fish • Black sea bream • Seabass etc

Field: Port • Rocks • Estuary • River

83 TZ/NANO Flex

Price:



ROD SPEC Lure: JH 0.8~5g/Rig 1.8~10.5g/Plug 1.5~8g Line: PE 0.2~0.6



More details

If you wish to deliver light weight of jig head farther than ever and manipulate it as you want, we are sure that 83TZNano will make you satisfy. Flexibility and sensitivity of blanks enable you to manipulate light weight of plug delicately even you have delivered it farther than you have expected and you can manipulate it as you are at close range. If it is rough condition at closer range of you, you can fight without anxious thanks to ability of reshaping itself speedy.

- Length: 2520mm(CL:1290mm) Weight: 73g
- Guide: TORZITE titanium frame K Guide (Fuji)
- Section: 2pcs (Put over Ferrule) Reel seat: VSS16(Fuji)
- Suitable reel size LT2000~2500C / S: 2000~C2500



Grip a.325mm | b.390mm | Spinning Model

Target: Horse Mackerel (Aji) • Rock fish • Black sea bream • Seabass

Field: Port • Rocks • Estuary

85 TZ/NANO All Range

Price:



ROD SPEC Lure: 3~21g Line: PE 0.4~1



More details

If you want to do everything in light game category, we think that BlueCurrent 85/TZ will make your dream come true. Every range of water will be covered with light line by BlueCurrent 85/TZ which have been gotten sensitiveness and toughness. You will never lose initiative even if you hook big one up accidentally. You will be able to aim Rock Fish, Black Sea Bream, Seabass (aim from top water to deep water), Horse Mackerel or even squid.

- Length: 2570mm(CL:1315mm) Weight: 80g
- Guide: TORZITE titanium frame K Guide (Fuji)
- Section: 2pcs (Put over Ferrule) Reel seat: VSS16(Fuji)
- Suitable reel size D: LT2000~2500 / S: 2000~2500



Grip a.310mm | b.375mm | Spinning Model

Target: Anything Field: Anywhere

93 TZ/NANO All Range

Price:



ROD SPEC Lure: 3~21g Line: PE 0.4~1



More details

Actually, it is all depends on your imagination to pull out the infinite potential of this 93TZNano All-Range. We have extended length and enhanced power of 85TZNano All-Range to cover farther range and tougher target. Of course, you can use it for Horse Mackerel or rockfish, it works for black sea bream, seabass or even for squid. As we mentioned, potential of 93TZNano All-Range become unlimited depending on your skill and imagination.

- Length: 2825mm(CL:1440mm) Weight: 90g
- Guide: TORZITE titanium frame K Guide (Fuji)
- Section: 2pcs (Put over Ferrule) Reel seat: VSS16(Fuji)
- Suitable reel size D: LT2500C~2500 / S: 2500~C3000



Grip a.335mm | b.400mm | Spinning Model

Target: Anything Field: Anywhere



BlueCurrent III

/ 11 Line up

Light Game Category

For the BlueCurrent III, we aimed to expanded the release point for easier casting, created a seamless bending curve to prevent any hook-offs and improve the response time as if the rod was part of the anglers body. The BlueCurrent series has represented Yamaga Blanks light game qualities for many years. This "III" does not simply mean the models have change three times, but have inherited the DNA of previous models and has evolved into the 3rd generation. The design, material and concepts have all been renewed to meet the needs of the ever changing light game scene in addition to being one of the most cost effective rods on the market.

The lineup comprises of 8 spinning and 3 bait-casting models. User-friendly being the biggest attribute of the series, the rods are a work of art. We hope you can experience the spirit of Yamaga Blanks first handedly.



BlueCurrent III Spinning model

III 53

Lure: Max 4.5g (JH 0.1-4.5g)
Line: PE 0.06-0.3/NY・FC 1-3lb

Length: 1610mm(CL:835mm) Weight: 53g
Guide: SiC-S stainless frame K guide(Fuji)
Section:2pcs (Put over Ferrule) Reel seat: VSS16(Fuji)
Suitable reel size LT1000~2000 / S: 500~C2000

Price:

More details

53 have been designed in 2 pcs to be carried anywhere you want. Once you fished with it, you will be surprised that ability to get the picture of details and situation inside of the water. Even when you fish with jig head under 1g, you can sense the slightly changes of current and give the action as you wished. Which means that you will always know what you are doing and what is happening under the water.

Target: Horse Mackerel (Aji)・Rock fish Field: Port

III 510

Lure: Max 4.5g (JH 0.3-4.5g)
Line: PE 0.06-0.3/NY・FC 1-3lb

Length: 1775mm(CL:915mm) Weight: 56g
Guide: SiC-S stainless frame K guide(Fuji)
Section:2pcs (Put over Ferrule) Reel seat: VSS16(Fuji)
Suitable reel size D: LT1000~2000 / S: 500~C2000

Price:

More details

This is tuned to be used for jig head game around 0.5g~1.5g with comfortable feeling. Especially even when you fish with jig head around 1g in strong wind, you will not lose performance of casting and manipulating. If you could take advantage of that sharpness and moderate stiffness, you can twitch and jerk aggressively to catch selective one even in day game.

Target: Horse Mackerel (Aji)・Rock fish Field: Port

III 63

Lure: Max 5g (JH 0.3-5g/Plug 1.6-3.5g)
Line: PE 0.06-0.3/NY・FC 1-3lb

Length: 1910mm(CL:985mm) Weight: 59g
Guide: SiC-S stainless frame K guide(Fuji)
Section:2pcs (Put over Ferrule) Reel seat: VSS16(Fuji)
Suitable reel size D: LT1000~2000 / S: 500~C2000

Price:

More details

This is short stick which enable you to fish with jig head around 0.5g~3g while getting enough distance to reach the spot that fish might be there.The sharpness of blanks enables you to make jig head move as you wished and you will be able to strike instantaneously as soon as you sensed bite of target. The flexibility and sensitivity of blanks transmits slightly changes of current, vital information and a sense of existence of jig head.

Target: Horse Mackerel (Aji)・Rock fish Field: Port



III 69

Lure: Max 7g (JH 0.3~7g/Plug 1.6~5g)
Line: PE 0.08-0.4/NY・FC 1-4lb

Length: 2070mm(CL:1065mm) Weight: 66g
Guide: SiC-S stainless frame K guide(Fuji)
Section:2pcs (Put over Ferrule) Reel seat: VSS16(Fuji)
Suitable reel size D: LT1000~2000 / S: 1000~C2000

Price:

More details

We have designed tip and belly section of this 69 very carefully to manipulate jig head and plug exactly as you wished. Tip and belly section have been applied moderate stiffness for achieving high sensitivity to transmits small vital information and slightly changes of current and sharpness to twitch and jerk jig head aggressively. Also, if you really wish to fish with plug, we recommend you to take this 69. Of course, you can take 69 for light game off the boat as well.

Target: Rock fish・Horse Mackerel (Aji) Field: Port

III 74

Lure: Max 10g (JH 0.3-7g/ Rig 1-10g/Plug 1.6-7.8g)
Line: PE 0.1-0.5/NY・FC 1-5lb

Length: 2235mm(CL:1145mm) Weight: 71g
Guide: SiC-S stainless frame K guide(Fuji)
Section:2pcs (Put over Ferrule) Reel seat: VSS16(Fuji)
Suitable reel size D: LT1000~2500C / S: 1000~2500

Price:

More details

If you wish to fish with various kind of method in various situation with one rod, this 74 will be the one for sure. 74 can handle all of method for light game fishing such as jig head, sinker, metal jig, and plug at your will. High sensitivity will not be lost even if you search target deeper than 10m. You will definitely be able to feel what is "BlueCurrentIII" like once you fish with this 74.

Target: Horse Mackerel (Aji)・Rock fish・etc Field: Port・Rocks・Estuary・Surf

III 76 stream

Lure: Max 12g (Plug 1.6-12g)
Line: PE 0.3~0.8

Length: 2290mm(CL:1175mm) Weight: 81g
Guide: SiC-S stainless frame K guide(Fuji)
Section:2pcs (Put over Ferrule) Reel seat: VSS16(Fuji)
Suitable reel size D: LT2000~2500C / S: 2000~2500

Price:

More details

This 76 Stream have been designed for various kind and size of plugs as such as small one for mackerel and medium size for seabass or black sea bream. Moderate stiffness and comfortable recovery speed which is applied on tip and belly section let you manipulate top water plug, minnow or sinking pencil at your will for sure. If you are going to aim target hidden in current with plug, we recommend you to take this specialized rod for plugging game.

Target: RockFish・Black sea bream・Seabass・Horse mackerel(Aji) Field: Port・Estuary・Rocks

III 711

Lure: Max 11g (JH 0.5-7g/ Rig 2-11g)
Line: PE 0.2~0.6

Length: 2290mm(CL:1175mm) Weight: 81g
Guide: SiC-S stainless frame K guide(Fuji)
Section:2pcs (Put over Ferrule) Reel seat: VSS16(Fuji)
Suitable reel size D: LT1000~2500C / S: 1000~2500

Price:

More details

Even if you cast small jig head a long distance, you will not lose your sense to feel movement of jig head with this 711. Also, 711 which is categorized in long length model though, transmits information of underwater world and vital information constantly even in rapid water or deep area. Flexible and sensitive tip section will let target bite your jig head without strangeness and powerful butt section will lead you assured landing.

Target: Horse Mackerel (Aji)・Rock fish・etc Field: Port・Rocks・Estuary・Surf

III 82

Lure: Max 20g (JH 2-20g/ Float 3.3-20g/ Jig 2-20g/ Rig 2-20g/ Plug 2-15g)
Line: PE 0.3~0.8

Length: 2495mm(CL:1280mm) Weight: 83g
Guide: SiC-S stainless frame K guide(Fuji)
Section:2pcs (Put over Ferrule) Reel seat: VSS16(Fuji)
Suitable reel size D: LT2000~2500C / S: 2000~2500

Price:

More details

This 82 have been tuned as sharper to get more distance than previous model. Although butt section has been enhanced, whole blanks bend smoothly and recover powerfully. On the other hand, sensitiveness and flexibility of tip section have been sharpened to transmits information that angler needs. You can handle not only plugs around 7~9cm to aim seabass or black sea bream but also of course use jig head up to 20g with swimming action to aim rockfish.

Target: Horse Mackerel (Aji)・Rock fish・Black seabream・Seabass・etc Field: Port・Rocks・Estuary・Surf・etc




BlueCurrent III Overhead reel model

III 53/B

ROD SPEC

Lure: Max 4.5g (JH 0.5-4.5g)
Line: PE 0.3-0.5/NY • FC 3~5lb

Length: 1610mm (CL: 835mm) • Weight: 67g
Guide: SiC-S stainless frame K guide • SiC-S titanium frame RV Guide on butt guide (Fuji)
Section: 2pcs (Put over Ferrule) • Reel seat: PMTS17 (Fuji)
Suitable reel size: Overhead reel for Finesse game



More details

Price:

JH

S/P

PLG

This is 2 pcs overhead model to aim selective and spooky target at close range. Even if you have to use jig head under 1g, you can feel the weight of it when you cast and manipulate and also you can get enough distance to reach targets comfortably. As taking advantage of overhead tackle, you can keep tension of line while letting jig head fall into the range where the target must be there.

Grip

a.200mm | b.305mm | Overhead reel Model


Target: Horse Mackerel (Aji) • Rock fish | Field: Port

III 69/B

ROD SPEC

Lure: Max 7g (JH 0.8-7g / Plug 1.6-5g / Rig 1-7g)
Line: PE 0.3-0.6/NY • FC 3~6lb

Length: 2070mm (CL: 1065mm) • Weight: 77g
Guide: SiC-S stainless frame K guide • SiC-S titanium frame RV Guide on butt guide (Fuji)
Section: 2pcs (Put over Ferrule) • Reel seat: PMTS17 (Fuji)
Suitable reel size: Overhead reel for Finesse game



More details

Price:

PLG

S/P

JH

This is the standard model of overhead series that let you cast and manipulate jig head and plug as exactly as you wished. Tip section which have been loaded flexibility and sensitivity will transmits vital information clearly and belly section that have moderate stiffness make light wind action comfortably. Especially when you fish with plug, the potential of 69 overhead model will be pulled out. You will notice that you can give the action to plug as exactly as you have planned.

Grip

a.255mm | b.360mm | Overhead reel Model


Target: Horse Mackerel (Aji) • Rock fish | Field: Port • Rocks

III 82/B

ROD SPEC

Lure: Max 20g
(JH 2-20g / Float 3.3-20g / Jig 2-20g / Rig 2-20g / Plug 2-15g)
Line: PE 0.4-0.8/NY • FC 4-10lb

Length: 2495mm (CL: 1280mm) • Weight: 93g
Guide: SiC-S stainless frame K guide • SiC-S titanium frame RV Guide on butt guide (Fuji)
Section: 2pcs (Put over Ferrule) • Reel seat: PMTS17 (Fuji)
Suitable reel size: Overhead reel for Finesse game



More details

Price:

PLG

S/P

JH

CAR

FL

JIG

Although this is over 8ft long, you can handle like it is 7.6ft long thanks to sharpness and lightness of blanks themselves. Tip section which have flexibility to manipulate lure delicately link to butt section which is strong enough to stop the powerful run of large target. This deserved to be called all mighty overhead rod to cover various situations and target such as surface game for seabass or black sea bream, rock fish game and mackerel of course.

Grip

a.320mm | b.425mm | Overhead reel Model

Target: Horse Mackerel (Aji) • Rock fish • Black seabream • Seabass • etc | Field: Port • Rocks • Estuary • Surf

BlueCurrent TZ/NANO

Load 250g

- BlueCurrent Plug (Rod in Orange)
- BlueCurrent TZ/NANO JH-Special (Rod in Black)
- BlueCurrent TZ/NANO Stream&JIG Special (Rod in Blue)
- BlueCurrent TZ/NANO Flex (Rod in Yellow)
- BlueCurrent TZ/NANO All-Range (Rod in Magenta)

Comparison Reference Model

- BlueCurrent III 53 & 82 (Rod in Sky Blue)

The majority of the lineup are JH specials which are designed for use with jig-head rigs, while the others are more versatile and can be utilized to target varying species depending on your area utilizing various rigs and lures. The 610Plug and 73Plug added for the 2021 season are both designed with TZ/NANO and have a totally different concept to existing models. They are specifically designed for use with hard bodied lures to target Japanese Horse Mackerel and Japanese rock fish, and the usage of jig-head rigs can be considered as an alternative secondary option. The 610Plug is especially stiffer compared to other models in the lineup and may cause a miss-bite for use with jig-head rigs which are more suitable for sucking type bites. However, the ultra sensitive blank will instantaneously transmit the slightest touch from the fish allowing you to swiftly hookup the fish. This extreme setting is very unique for the BlueCurrent series, but anglers around the world will understand that situations like this do exist, especially those who already have experienced the BlueCurrent models.

BlueCurrent III

Load 250g

- BlueCurrent III (Rod in Black)
- BlueCurrent III 76Stream (Rod in Turquoise Blue)
- BlueCurrent III Overhead reel Model (Rod in Orange)

Comparison Reference Model

- BlueCurrent 67TZ/NANO All-Range (Rod in Gray)
- BlueCurrent 85TZ/NANO All-Range (Rod in Magenta)

The lineup in the BlueCurrent III is built up with the power gradually increasing from the 53 up to the 82. The 76Stream has its own unique characteristics. The main concept for the 76Stream is to utilize hard bodied lures in strong currents and to be highly responsive when giving action to the lures. All models, excluding the 76Stream are designed to be versatile and will allow anglers to utilize varying setups from jig-heads, Carolina rigs to jigs and lures weighing within the stated specifications. Jig-head rigs can be utilized for all 3 Overhead reel models, however, if the weight of the rig is under 1g, we recommend using the spinning model. For anglers who want to heighten the sensitivity, the bait-model is ideal as the winding and sinking of your rig will directly transmit to your hands. Furthermore, it is also suited for the bait-finesse game targeting trout in streams.

※These images are not illustrated on the full potential or characteristics of rods. Please understand that these pictures are taken under the limited situation, it was loaded with weight on rods gently.

BlueCurrent TZ NANO Bending Curve / Load 250g

Here is an illustration of the BlueCurrent TZ/NANO series with a static load of 250g. We have also included the most fineness 53 and the most powerful 82 of the BlueCurrent III series for reference. The TZ/NANO series are categorized into different colors depending on model. The BlueCurrent TZ/NANO series can be characterized as having highly repulsive and sensitive blanks with smooth bending curves capable of efficiently following through with the load.

BlueCurrent III Spinning & Bait Model Bending Curve / Load 250g

Here is an illustration of the next generation BlueCurrent III series (SiC-S/stainless steel guide series) with a static load of 250g. With the latest blank designs, we have improved the casting feel and controllability of these highly cost-effective series. For reference, we have also included the bending curve of the 67TZ/NANO JH-Special and 85TZ/NANO-All-Range. In order to distinguish the 711 and 76Stream, the 76Stream has been displayed in BLUE. Although the 3 models in the bait-casting series, displayed in orange, are built with the same blanks as the spinning models, you can see a difference in the bending curve due to the difference in grip and guide settings. Also, the starting point of the bending comparison for the spinning models begin at the reel-foot whereas the bait-model begins at the trigger section.

26

27

BlueCurrent Games

There are no power inscriptions for the BlueCurrent modes as they are all designed to be able to handle unexpected large species as a by-catch and we would like to entrust the choice to the angler. However, each models have their specific style and we have picked out a few models which are suited depending on style and target species. This does not necessarily mean that you cannot target other species or utilize different styles, but to give you an ideal when choosing a model.

Jig head

Light Weight Jighead rig
Ultra Light Class

BlueCurrent 62 TZ/NANO JH SP

BlueCurrent 67 TZ/NANO JH SP

BlueCurrent III 53

BlueCurrent III 510

BlueCurrent III 63

BlueCurrent III 69

BlueCurrent III 53/B

Plug

Micro plug ~5cm
Ultra Light Class

BlueCurrent Plug 610 Quickness

BlueCurrent Plug 73 Seamless

BlueCurrent 71 TZ/NANO JH SP

BlueCurrent III 69

BlueCurrent III 74

BlueCurrent III 53/B

BlueCurrent III 69/B

Jig head : Plug

Jighead and Micro plug
Light Class

BlueCurrent 67 TZ/NANO JH SP

BlueCurrent 71 TZ/NANO JH SP

BlueCurrent III 63

BlueCurrent III 69

BlueCurrent III 74

BlueCurrent III 53/B

BlueCurrent III 69/B

Caro

Sinker caro / Long distance game
Medium Light~Medium Class

BlueCurrent 83 TZ/NANO Flex

BlueCurrent 85 TZ/NANO All Range

BlueCurrent 93 TZ/NANO All Range

BlueCurrent III 74

BlueCurrent III 711

BlueCurrent III 82

BlueCurrent III 82/B

Float rig

Float rig / Long distance game
Medium Light~Medium Class

BlueCurrent 83 TZ/NANO Flex

BlueCurrent 85 TZ/NANO All Range

BlueCurrent 93 TZ/NANO All Range

BlueCurrent III 711

BlueCurrent III 82

BlueCurrent III 82/B

Target of Light game(Large)

Target: Large Mackerel etc
Medium Light~Medium Class

BlueCurrent 83 TZ/NANO Flex

BlueCurrent 85 TZ/NANO All Range

BlueCurrent 93 TZ/NANO All Range

BlueCurrent III 82

BlueCurrent III 82/B

Rock fish

Rock fish game ~PE1 & 7g~
(Light weight texas rig etc)
Medium Light~Medium Class

BlueCurrent 72 TZ/NANO Jig SP

BlueCurrent 85 TZ/NANO All Range

BlueCurrent 93 TZ/NANO All Range

BlueCurrent III 82

BlueCurrent III 82/B

Small size Migratory fish

Game of Fast lure action
(Twitch & Jerk: Around 10g)
Medium Light~Medium Class

BlueCurrent 72 TZ/NANO Jig SP

BlueCurrent 77 TZ/NANO Stream SP

BlueCurrent 85 TZ/NANO All Range

BlueCurrent III 76 Stream

BlueCurrent III 711

Top water plug

Around 7cm : Top water plug
Medium Light Class

BlueCurrent 77 TZ/NANO Stream SP

BlueCurrent 72 TZ/NANO Jig SP

BlueCurrent 85 TZ/NANO All Range

BlueCurrent III 76 Stream

All rounder

All rounder model
Light Class

BlueCurrent 71 TZ/NANO JH SP

BlueCurrent 83 TZ/NANO Flex

BlueCurrent III 74

BlueCurrent III 711

BlueCurrent III 69/B

Anything

Target : Anything
Lure : Anything
Medium Light~Medium Class

BlueCurrent 85 TZ/NANO All Range

BlueCurrent 93 TZ/NANO All Range

BlueCurrent III 82

BlueCurrent III 82/B

Trout

Trout game
Mountain Stream
Main Stream & Lake

BlueCurrent III 53

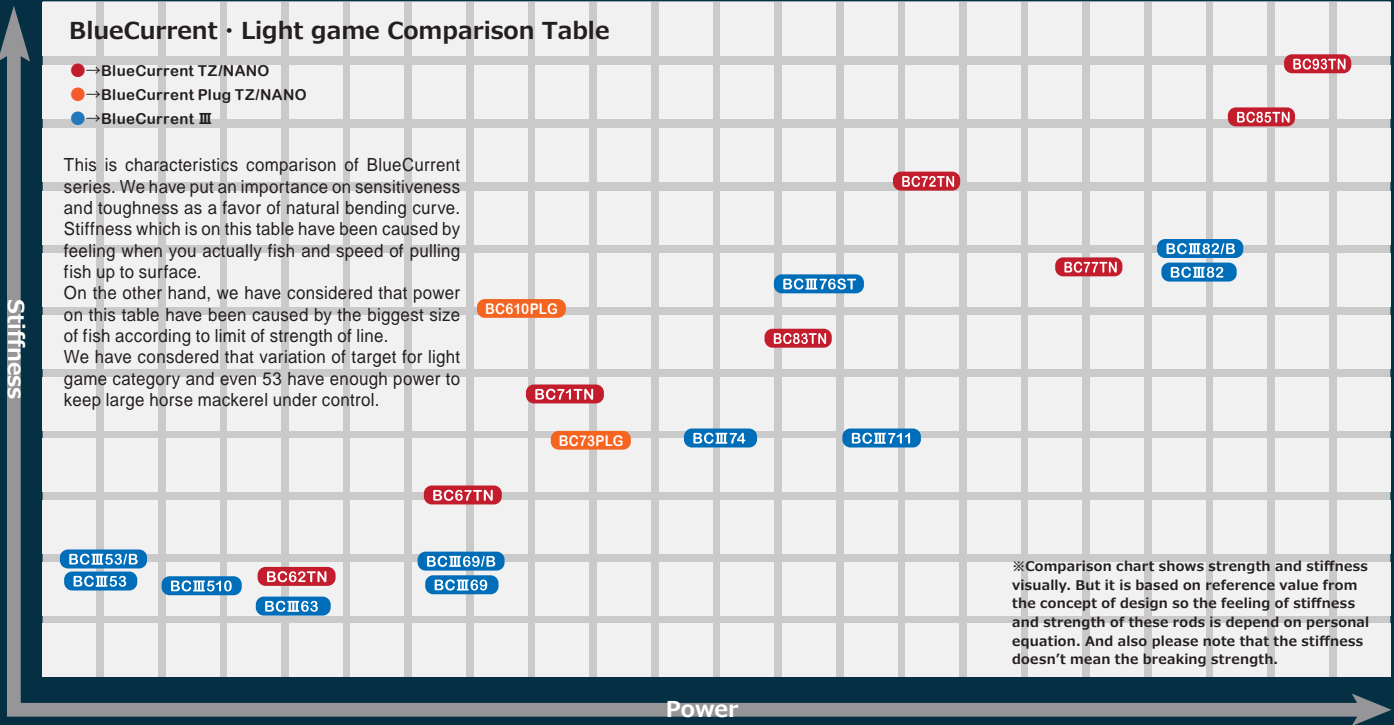
BlueCurrent III 53/B

BlueCurrent III 69/B

BlueCurrent 85 TZ/NANO All Range

BlueCurrent III 82

BlueCurrent III 82/B



Shore

Tip-run

Eging

Ika-metal

Omo-rig



Calista
Mebius
BattleWhip
for Boat Eging



Calista

/ 6 Line up

Shore Eging

We have succeeded to utilize NANOALLOY® technology from TORAY totally as egging rod of new standard.

Blanks made of NANOALLOY® will be followed in a moment when it is loaded and will be returned instantly thanks to high repulsive force. Because of these character angler will be able to jerk EGI sharply with less power than ever and make monster squid float quickly without any breakage of legs of squid when you fight. Blanks with moderate stiffness and suppleness will reduce burden of anglers and enable you to lure squid more delicately.

Although Calista series have been loaded flexibility and lightness. Also, repulsive force that has been loaded on blanks is much stronger than Mebius series.

Even though 3type of M class in this series, those are classified by situations of eging scene and size of squid. All of them bend well even a small amount of input and reshape itself speedy and powerfully. If you aim squid over 3kg mainly, 82M or 86Mare recommended.

Other power class will cover small size of squid Up to 2kg.

High versatility is hidden inside of blanks with high sensitivity and durability to be enable you to handle variety of lure in weight range on specifications.

The potential of versatility loaded on this series will let you aim not only squid but also variety of fish.

TORZITE Fuji
NANOALLOY



Calista Movies



86L /TZ NANO

Price:



ROD SPEC Lure: Egi 2.5~3.5号 Line: PE 0.4~0.8

- Length: 2582mm(CL:1325mm) Weight: 93g
- Guide: TORZITE Titanium frame K Guide
- & Top Guide : SIC Ring Titanium frame Guide(Fuji)
- Section:2pcs (Spigot Ferrule) Reel seat: VSS16(Fuji)
- Suitable reel size D: LT2500 / S: C3000



More details

This is the light class rod which is good for jerking make use of line slack. This is suit to the game that lure squid delicately and sense slightes touch of squid with fine PE line. We have expressed 86L as "light class rod" which means it will be enable you to manipulate lure with less power than other models and it have been loaded enough butt power to keep squid over 2kg under control. This is the best egging rod for angler who would like to fish with super fine PE line.



82ML /TZ NANO

Price:




ROD SPEC Lure: Egi 2.5~3.5号 Line: PE 0.5~1

- Length: 2500mm(CL:1285mm) Weight: 95g
- Guide: TORZITE Titanium frame K Guide
- & Top Guide : SIC Ring Titanium frame Guide(Fuji)
- Section:2pcs (Spigot Ferrule) Reel seat: VSS16(Fuji)
- Suitable reel size D: LT2500~3000C / S: C3000



More details

This is almighty egging rod that suit to not only from breakwater or rocks but also egging game on boat. This have been finished as a sensitive rod with high repulsive force to be enable anglers to jerk lure making use of line slack or jerk aggressively. Angler will be able to manipulate lure delicately when you sight fishing make use of this length. And it have been gotten ability of distance cast thanks to Torzite ring guide and blanks with NANOALLOY® carbon material from TORAY.



89ML /TZ NANO

Price:



ROD SPEC Lure: Egi 2.5~3.5号 Line: PE 0.5~1

- Length: 2672mm(CL:1365mm) Weight: 100g
- Guide: TORZITE Titanium frame K Guide
- & Top Guide : SIC Ring Titanium frame Guide(Fuji)
- Section:2pcs (Spigot Ferrule) Reel seat: VSS16(Fuji)
- Suitable reel size D: LT2500~3000C / S: C3000



More details

This is the well balanced model that is enable anglers to jerk various ways from vanishing wave block, rocks or high scaffolding breakwater. It have been gotten high versatility to lure squid by various way of jerking and you will be able to cast long distance with it without any stress. This will be played an active part in spring and fall season. This is the super sensitive model which is not only to sense contact of squid but also to explore underwater world as you are searching by hands.



710M /TZ NANO

Price:



ROD SPEC Lure: Egi 2.5~4号 Line: PE 0.6~1

- Length: 2395mm(CL:1225mm) Weight: 100g
- Guide: TORZITE Titanium frame K Guide
- & Top Guide : SIC Ring Titanium frame Guide(Fuji)
- Section:2pcs (Spigot Ferrule) Reel seat: VSS16(Fuji)
- Suitable reel size D:2500 / S:C3000



More details

This is the Calista with high response in a short length blank which is good for the anglers who would like to jerk Egi more sharply and more aggressively than others. If you would like to give Egi effective action with less power than ever, we recommend you to choose this 710M. Although it is short length, you will be able to cast as long distance as Calista 86M TZ Nano and it will cover various way of fishing as such as blind or sight. Of course you can use it from boat as well.



82M /TZ NANO

Price:



ROD SPEC Lure: Egi 2.5~4号 Line: PE 0.6~1

- Length: 2485mm(CL:1280mm) Weight: 98g Price:
- Guide: TORZITE Titanium frame K Guide
- & Top Guide : SIC Ring Titanium frame Guide(Fuji)
- Section:2pcs (Spigot Ferrule) Reel seat: VSS16(Fuji)
- Suitable reel size D: LT2500~3000C / S: C3000



More details

Although it have massive power to set hook on and land monster squid, tip section have outstanding high sensitiveness to sense tiny contact of monster squid. Highly remarkable point is that lightness you can feel when you actually cast and making action with it. We would like to say that this 82M have gotten lightness feel of manipulating like a 710M, then loaded butt power as same as 86M.You can fish for all season at variety of field as such as rocks, piers or surf with it.



86M /TZ NANO

Price:



ROD SPEC Lure: Egi 2.5~4号 Line: PE 0.6~1

- Length: 2575mm(CL:1325mm) Weight: 99g
- Guide: TORZITE Titanium frame K Guide
- & Top Guide : SIC Ring Titanium frame Guide(Fuji)
- Section:2pcs (Spigot Ferrule) Reel seat: VSS16(Fuji)
- Suitable reel size D: LT2500~3000C / S: C3000

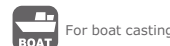
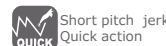


More details

This is the standard model which is great for hard darting action. You will notice high repulsive force and high response feeling on blanks themselves once you fish with it. But you will be able to jerk heavy lure very lightly with less burden on wrist of angler thanks to NANOALLOY® carbon material which have gotten high resiliency on blank. It will be bent from tip section to belly section when squid is hooked without any breakage of legs of it.



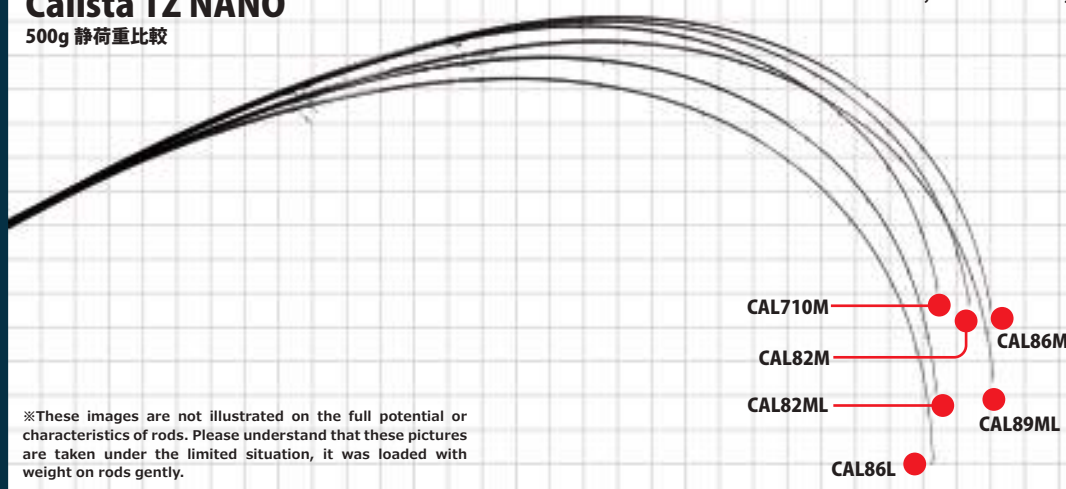
Calista Icons



Calista TZ NANO

500g 静荷重比較

Calista TZ NANO / Bending Curve / Load 500g



Although Calista series have been loaded flexibility and lightness. Also, repulsive force that has been loaded on blanks is much stronger than Mebius series.

Even though 3 type of M class in this series, those are classified by situations of eging scene and size of squid. All of them bend well even a small amount of input and reshape itself speedy and powerfully. If you aim squid over 3kg mainly, 82M,86M are recommended. Other power class will cover small size of squid Up to 2kg.





Mebius / 6 Line up

Shore Eging



Mebius Movies

We hope that fishing rod from YAMAGA Blanks is going to be used by much more number of anglers. That is ambition what we put into Mebius series. It is quite difficult to keep low budget while pursuing performances and quality. But we have succeeded to achieve those elements as making extensive use of our techniques of design and quality of factory. That is how we build fishing rods and once you fish with Mebius series you will definitely know as much about our policy and performance of blanks. We offer you 6 different type of character for Mebius series as such as short length, light weight model or medium heavy class to cover various situation that you are going to face. Of course you can take one as main rod, you can also take one as a substitution for specific circumstances. High versatility is hidden inside of blanks with high sensitivity and durability to be enable you to handle variety of lure in weight range on specifications. The potential of versatility loaded on this series will let you aim not only squid but also variety of fish. We put our full of passion, spirit, knowledges and techniques of YAMAGA Blanks as a rod manufacturing bland into this Mebius series.



710L

ROD SPEC Lure: Egi #1.8~3.5 (~21g)
Line: PE 0.3~0.6

Length: 2390mm(CL:1225mm) Weight: 84g
Guide: SiC-S stainless frame K guide (Fuji)
Section: 2pcs (Put over Ferrule) Reel seat: VSS16(Fuji)
Suitable reel size D: LT2500 / S: 2500~C3000

Price:

SLACK SMALL BOAT ~2kg

Target: Squid Action: Slack jerk&Shaking

Spinning Model

88L

ROD SPEC Lure: Egi #2.5~3.5 (~21g)
Line: PE 0.4~0.8

Length: 2645mm(CL:1350mm) Weight: 93g
Guide: SiC-S stainless frame K guide (Fuji)
Section: 2pcs (Put over Ferrule) Reel seat: VSS16(Fuji)
Suitable reel size D: LT2500 / S: C3000

Price:

SLACK ~2kg

Target: Squid Action: Slack jerk

Spinning Model

85ML

ROD SPEC Lure: Egi #2.5~3.5 (~24g)
Line: PE 0.5~0.8

Length: 2555mm(CL:1305mm) Weight: 93g
Guide: SiC-S stainless frame K guide (Fuji)
Section: 2pcs (Put over Ferrule) Reel seat: VSS16(Fuji)
Suitable reel size D: LT2500~3000C / S: C3000

Price:

SLACK ~2kg QUICK

Target: Squid Action: Quick&Slack jerk

Spinning Model



79M

ROD SPEC Lure: Egi #2.5~4 (~28g)
Line: PE 0.5~1

Length: 2365mm(CL:1210mm) Weight: 89g
Guide: SiC-S stainless frame K guide (Fuji)
Section: 2pcs (Put over Ferrule) Reel seat: VSS16(Fuji)
Suitable reel size D: LT2500~3000C / S: C3000

Price:

QUICK 2kg-up BOAT

Target: Squid Action: Quick jerk

Spinning Model

86M

ROD SPEC Lure: Egi #2.5~4 (~30g)
Line: PE 0.5~1

Length: 2595mm(CL:1325mm) Weight: 98g
Guide: SiC-S stainless frame K guide (Fuji)
Section: 2pcs (Put over Ferrule) Reel seat: VSS16(Fuji)
Suitable reel size D: LT2500~3000C / S: C3000

Price:

QUICK 2kg-up SLACK

Target: Squid Action: Quick jerk

Spinning Model

83MH

ROD SPEC Lure: Egi #3~4.5 (~35g)
Line: PE 0.6~1.2

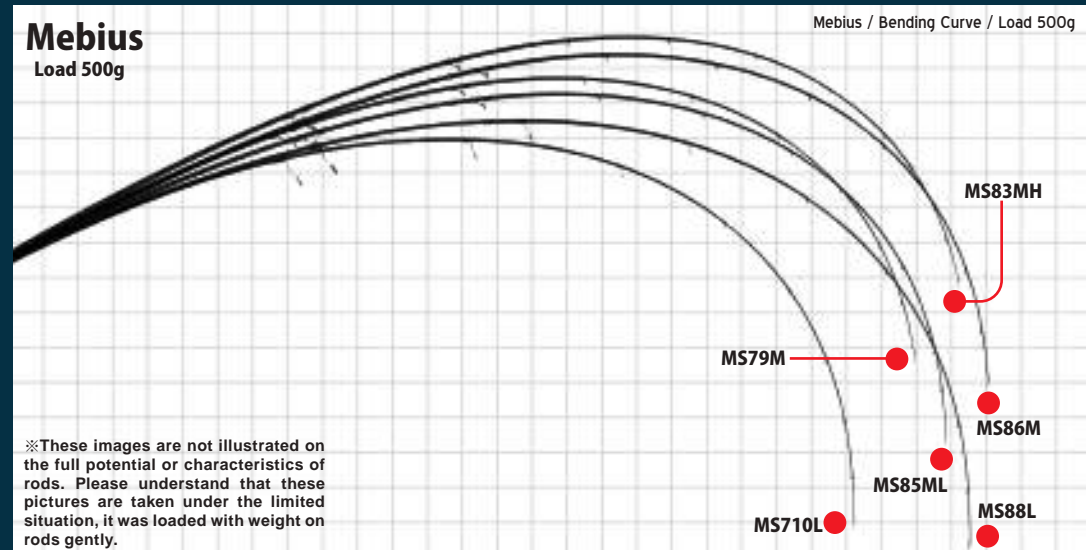
Length: 2515mm(CL:1285mm) Weight: 98g
Guide: SiC-S stainless frame K guide (Fuji)
Section: 2pcs (Put over Ferrule) Reel seat: VSS16(Fuji)
Suitable reel size D: LT3000C / S: C3000

Price:

QUICK BIG 2kg-up

Target: Squid Action: Quick jerk

Spinning Model



These are comparison images of Mebius series which are loaded 500g weight on tip. Mebius series have been loaded more flexibility than calista series to get more versatility and usability. We have focused on cast feeling of Mebius series. Wide range of release point and repulsive force will provide you excellent feeling and distance of cast. Comfortability of casting and toughness as eging rod are directly linked to versatility for aiming at various target. Enough versatility that to be used for horse mackerel, rockfish, black sea bream, seabass or light jigging game is hidden in those blanks.





BattleWhip / 6 Line up

Boat Eging

"BattleWhip" series to be adjusted boat eging scene which being developed day by day. We take advantage of skill, knowledges and experiences of designing fishing rod to shape the lineup of TipRun series, Ikametal series and also Omorig※ which are adjusted to segmentalized game. Although we have chosen carbon solid tip first time ever as YAMAGA Blanks for TipRun series and Ikametal series, these are not only that. We have pursued not only sensitiveness but also high comfortability for casting and manipulating exactly like Bluecurrent series. All of these models have given own specialized character one by one to make angler sense slightly changes which is transmitted through blanks.



BattleWhip Movies




TR 63/N (Type-N : No Look) Carbon Solid Tip model

ROD SPEC Egi: 30~60g Depth: 20~50m
Line: PE 0.4~0.8

●Length: 1920mm(CL:975mm) ●Weight: 75g
●Guide: SiC-S stainless frame K guide+SiC stainless frame LDB guide(Fuji)
●Section:2pcs (Put over Ferrule) ●Reel seat: VS516(Fuji)
●Suitable reel size D: LT2500C~3000C / S: 2500~C3000



More details



Grip a.295mm | b.360mm | Spinning Model

Target: Squid Style: Tipran

Price:

TR 73/S (Type-S : Shallow) Carbon Solid Tip model

ROD SPEC Egi: 20~40g Depth: ~30m
Line: PE 0.4~0.8

●Length: 2225mm(CL:1145mm) ●Weight: 83g
●Guide: SiC-S stainless frame K guide+SiC stainless frame LDB guide(Fuji)
●Section:2pcs (Put over Ferrule) ●Reel seat: VS516(Fuji)
●Suitable reel size D: LT2500~3000C / S: 2500~C3000



More details



Grip a.310mm | b.375mm | Spinning Model

Target: Squid Style: Tipran・Boat Eging

Price:

TR 69/D (Type-D : Deep) Carbon Solid Tip model

ROD SPEC Egi: 50~80g Depth: 40~90m
Line: PE 0.6~1

●Length: 2075mm(CL:1060mm) ●Weight: 80g
●Guide: SiC-S stainless frame K guide+SiC stainless frame LDB guide(Fuji)
●Section:2pcs (Put over Ferrule) ●Reel seat: VS516(Fuji)
●Suitable reel size D: LT2500~4000C / S: C3000~4000



More details



Grip a.295mm | b.360mm | Spinning Model

Target: Squid Style: Tipran

Price:



BattleWhip IM / Ika Metal Model 2 Line up

We have totally renewed Ika Metal series which have been reconsidered design of blanks and tip section that have been switched glass solid to carbon solid. New Ika Metal series have been well balanced to achieve comfortable manipulate feeling and versatility that is enable you to jerking, shaking, posing, slow lifting and slow falling at your will.



IM 69S Carbon Solid Tip model

ROD SPEC Egi: MAX #25(90g) Line: PE 0.4~0.8

●Length: 2070mm(CL:1060mm) ●Weight: 86g
●Guide: SiC-S stainless frame K guide+SiC stainless frame LDB guide(Fuji)
●Section:2pcs (Put over Ferrule) ●Reel seat: VS516(Fuji)
●Suitable reel size D:LT2500~3000C / S:2500~C3000



More details



Grip a.445mm | b.515mm | Spinning Model

Target: Squid Style: Ika Metal / Sutte

Price:

Thanks to sensitivity and visibility of blanks are increased for achieving the excellent results. The lightness of it let you handle this stick as your extended arm, flexibility and repulsive force provide you comfortability and toughness of butt section enable you to lift unexpected monster up to surface without anxious and burden of physical. This IM69/S will cover various situation, method and size of target with fun for sure.

IM 69B

ROD SPEC Egi: MAX #30(110g) Line: PE 0.4~0.8

●Length: 2070mm(CL:1060mm) ●Weight: 100g
●Guide: SiC-S stainless frame K guide (Fuji)+SiC stainless frame LDB guide(Fuji)
●Section:2pcs (Put over Ferrule) ●Reel seat: PMTS17(Fuji)
●Suitable reel size D:100~200 / S:100~200



More details



Grip a.430mm | b.530mm | Overhead reel Model

Target: Squid Style: Ika Metal / Sutte

Price:

Carbon solid tip let you know vital information visibly and transmit a lot of information to your finger through blanks. Although it have flexibility and sensitivity, once you have sensed touch of squid you can strike aggressively without any delay thanks to moderate stiffness and repulsive force which also help angler to lift huge squid up from bottom of the sea. Taking advantage of IM69/B overhead model, we hope that you hunt squid as many as you have wished.



BattleWhip OR / Omorig Model 1 Line up

This OR model have been designed to aim monster squid which is hidden the edge of lighting or conquer the tough situation that squid hardly take your egi at all. You can cast sinker with small size of egi to reach the point where the squid might be there and you can give it action exactly as you have planned.



OR 72/C (Type-C : UNDER CAST) Tubular Tip model

ROD SPEC Sinker Weight: CAST MAX #40 (150g) ※under cast only
Line: Max PE 1

●Length: 2190mm(CL:1125mm) ●Weight: 99g
●Guide: SiC-S stainless frame K guide (Fuji)
●ection:2pcs (Put over Ferrule) ●Reel seat: VS516(Fuji)
●Suitable reel size D: LT2500~5000C / S: C3000~C5000



More details



Grip a.460mm | b.525mm | Spinning Model

Target: Squid Style: Omorig

Price:

This OR72/C have been designed to manipulate sinker weight 90g~150g comfortably. Also powerful enough butt and belly section to cast sinker up to 150 safety and comfortably. Thanks to moderate stiffness of tip section vital information of squid will be transmitted very clearly. You can search as wide as you have wished and you can sense what is going on inside of water very clearly. You will definitely enjoy this squid game as you are having jigging game with it.

BattleWhip Icons



Boat Eging



Tip Run



IKAMETAL



OMO-RIG IKAMETAL



Tip Run S-fall



Castable



Red Monster (for big squid)

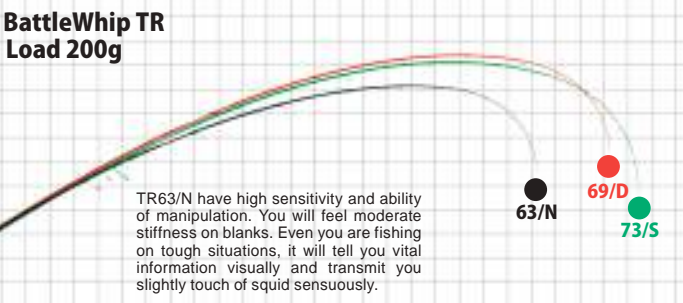
Carbon solid tip is loaded to TR series and IM series. Tubular tip is loaded to OR model



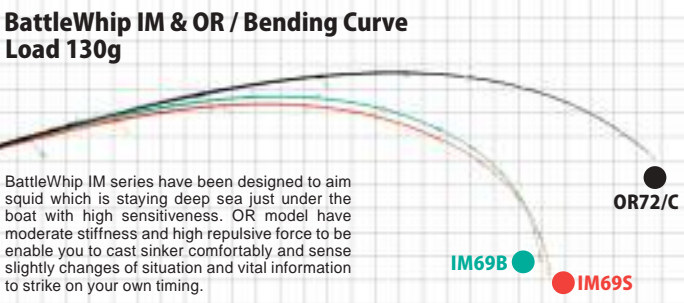
Thread color of tip is orange to increase visibility.

Precaution for carbon solid tip model

As we have mentioned, TR&IM series have been loaded carbon solid tip. The material of carbon solid tip is extremely delicate and fragile. So please careful with shock of impact and handle gently when you fish and shored them with care. Although you can fish in properly use with them, it might be cause of breakage of carbon solid tip if you retrieve your lure too much or wind up knot into top guide.



These are comparison image of BattleWhip TR seies. The image below is comparison of 3 models and the others are comparison which are loaded 50g/100g/200g on tip section of each models. 69/D is the most powerful to cover deep area. 73/S is versatile model for shallow area and you can cast with it as well. 63/N is the most sensitive rod in this series to transmit information you could not sense before.



These are comparison image of BattleWhip IM & OR which are loaded 130g weight on tip section. Although same blanks are used for spinning and overhead, you might feel that overhead is little stiffer than spinning because of specification of components. Although IM series have been loaded carbon solid tip, OR model have been loaded tubular tip to be enable you to cast with underhand comfortably.

Jigging & Boat Casting
Galahad Jigging
SeaWalk Light Jigging
BlueSniper Boat Casting
BLUE REEF GT Boat Casting



**BORN
TO FISH**
YAMAGA BLANKS
JAPAN FACTORY
32°59'49.5"N 130°39'34.2"E



Vertical

Bevel

Jigging

Automatic

Light

Galahad



Galahad / 9 Line up

Jigging



Galahad Movies

Galahad from YAMAGABlanks which has been designed as 1 pc model to taking advantage of bending curve and replusive force as a joitless stick are line up for jigging game.

622S,633S and 634S have been loaded flexible tip section to let jig swim naturally and moderate repulsive force on belly and butt section to let jig move rhythmically. 585S and 526S high elasticity to let jig move speedy and aggressively when you jerk vertically.

We have succeeded to load high sensitivity to sense small vital information, ease of manipulation to reduce physical burden and high speed of response to transfer your input power. You can jerk both short and long strokes as you wish easily. 3 models for electric reel which are enhanced durability and tenacity against continuous jerking action.

Galahad series have been developed well to cover various situation and method.



- Galahad Icons

1

p c

1 piece model
- 2

p c s

2 piece model

BEVEL

Bevel jerk
- VERTICAL

Vertical jerk

High-pitch jerk

SHALLOW

Shallow area

Depth30~80m
- DEEP

Deep area

Depth100~200m

E

Electric

For electric reel

Galahad Spinning model

632S

ROD SPEC

Lure: Jig Max 140g
Drag Max: 3kg/45°

Line: Max PE 2

Length: 1915mm

Weight: 169g

Guide: SiC-S stainless frame K guide(Fuji)

Section: 1pc

Reel Seat: DPS18(Fuji)

Suitable reel size: D:3500~4000 / S:5000~6000

More details

This is the lightest model of spinning which have high flexibility on tip and belly section. Although it has flexibility and high sensitivity to sense slightly changes of current and reducing the chance of breaking line or hook, once loaded heavily tough butt section keep unexpected huge fish under control. If you focus to input the load on belly section, jig will swim very smoothly without unnatural movement.

Price:

BEVEL

VERTICAL

SHALLOW

1

p c

Grip

a.485mm

b.610mm

Spinning Model

Target: Blue Runner

Field: Shore line

633S

ROD SPEC

Lure: Jig Max 180g
Drag Max: 4kg/45°

Line: Max PE 3

Length: 1915mm

Weight: 178g

Guide: SiC-S stainless frame K guide(Fuji)

Section: 1pc

Reel Seat: DPS18(Fuji)

Suitable reel size: D:3500~4000 / S:5000~6000

More details

You can call this 633S all-rounder of inshore jigging model. Sometimes you have to do one pitch jerk on horizontally, combination jerk on vertically with just one stick. 633S work well on various kind of jigging situation as an all-rounder. You can sense even a small vital information so if the target would not take your jig then you can switch the rhythm of jerking to let them bite. If you fish with jig around 150g please take 633S or if you use around 120g mainly, 632S is the best choice.

Price:

BEVEL

VERTICAL

SHALLOW

1

p c

Grip

a.485mm

b.610mm

Spinning Model

Target: Blue Runner

Field: Shore line

634S

ROD SPEC

Lure: Jig Max 220g
Drag Max: 6kg/45°

Line: Max PE 4

Length: 1915mm

Weight: 196g

Guide: SiC-S stainless frame K guide(Fuji)

Section: 1pc

Reel Seat: DPS18(Fuji)

Suitable reel size: D:4000~4500 / S-D: 6000~8000

More details

If you face the situation that you are required to move long jig naturally, to input load effectively on deep or rapid area, even on horizontally jigging in windy condition, 634S will cover all of these without any anxious. You will realise that 634S have massive power to fight with kingfish at shallow or rough reef. The versatility of 634S enable you to jerk in one pitch or combinational jerk if you necessary to approach with different method.

Price:

BEVEL

VERTICAL

SHALLOW

1

p c

DEEP

Grip

a.485mm

b.640mm

Spinning Model

Target: Blue Runner

Field: Shore line

38

39

585S

ROD SPEC

Lure: Jig Max 280g
Drag Max: 8kg/45°

Line: Max PE 5

Length: 1745mm
Guide: SiC-S stainless frame K guide(Fuji)
Section: 1pc
Suitable reel size: D:4500~5000 / S: D:8000~10000

Weight: 212g
Reel Seat: DPS18(Fuji)

QR

More details

585S have been designed to control the game of kingfish or amberjack without losing initiative. Short and fine blank of 585S enable you to jerk jig aggressively does not matter the shape of Jig to approach the target. Of course, butt section has enough power to keep giving pressure on fish with PE5. If you wish to fall jig vertically and jerk aggressively to aim huge one at fish bed or rough reef, 585S is the perfect choice for sure.

DEEP

VERTICAL

1P C

Grip

a.495mm

b.670mm

Spinning Model

Target: Blue Runner・Dogtooth tuna

Field: Shore line~ Island

526S

ROD SPEC

Lure: Jig Max 350g
Drag Max: 12kg/45°

Line: Max PE 6

Length: 1585mm
Guide: SiC Ocean Guide(Fuji)
Section: 1pc
Suitable reel size D: 5000~6500 / S: 10000~20000

Weight: 304g
Reel Seat: DPS20(Fuji)

QR

More details

If you wish to aim great amberjack, large dogtooth tuna around 200m depth of water or huge kingfish feeding on the fish bed, this 526S which is specialized for high pitch jerk will be perfect choice. You can transfer your loading to metal jig with small motion easily thanks to the high modulus design of blank. So, you can jerk very quickly as you wish to even in quite deep water. Although it has toughness and durability to keep unexpected big target under control on butt section, it bends much smoother than you expected.

DEEP

VERTICAL

1P C

Grip

a.490mm

b.670mm

Spinning Model

Target: Blue Runner・Dogtooth tuna・yellowfin tuna

Field: Island

622B

ROD SPEC

Lure: Jig Max 150g
Drag Max: 3kg/45°

Line: Max PE 2

Length: 1890mm
Guide: SiC-S stainless frame K guide(Fuji)
Section: 1pc
Suitable reel size: D:10~15 / S:1000~1500

Weight: 187g
Reel Seat: PLS18(Fuji)

QR

More details

This is the lightest model for overhead reel to be used on near shore with PE line up to 2. You can approach the target with various action as such as natural swimming action focused on tip section, high speed short pitch jerking concentrate on belly and butt section or long fall action to cover various situation thanks to sensitivity and lightness of blank itself. If you wish to aim yellowtail or kingfish delicately with fine line, 622B the one.

VERTICAL

BEVEL

SHALLOW

1P C

Grip

a.435mm

b.590mm

Overhead reel Model

Target: Blue Runner

Field: Shore line

623B

ROD SPEC

Lure: Jig Max 200g
Drag Max: 4kg/45°

Line: Max PE 3

Length: 1890mm
Guide: SiC-S stainless frame K guide(Fuji)
Section: 1pc
Suitable reel size: D:15~20 / S:1000~2000

Weight: 188g
Reel Seat: PLS18(Fuji)

QR

More details

If you wish to give metal jig various kind of action as such as one pitch jerk in slow tempo, long fall or high pitch jerk with just one stick, we recommend you to pick this 623B. It has high sensitivity to sense what is happening in the deep water so you will be able to switch the way of approach depends on situations. It have been achieved high standard as overhead jigging tackle to aim yellowtail, kingfish or amberjack technically without any anxious and stress.

VERTICAL

BEVEL

SHALLOW

1P C

Grip

a.435mm

b.590mm

Overhead reel Model

Target: Blue Runner

Field: Shore line

624B

ROD SPEC

Lure: Jig Max 250g
Drag Max: 6kg/45°

Line: Max PE 4

Length: 1890mm
Guide: SiC-S stainless frame K guide(Fuji)
Section: 1pc
Suitable reel size: D:30~35 / S:2000

Weight: 191g
Reel Seat: PLS18(Fuji)

QR

More details

This 624B is supposed to be chosen by anglers who is pursuing large kingfish or amberjack with PE4. 624B covers various way of approach as such as not only high pitch action thanks to blank which can transfer your loading of power very well but also good at long fall action in slow pitch. The potential of 624B will be shown by anglers especially who fish at deep or rapid area mainly to set hook on the target as you have planned exactly.

VERTICAL

BEVEL

SHALLOW

1P C

DEEP

Grip

a.435mm

b.590mm

Overhead reel Model

Target: Blue Runner

Field: Shore line

526B

ROD SPEC

Lure: Jig Max 350g
Drag Max: 12kg/45°

Line: Max PE 6

Length: 1585mm
Guide: SiC Ocean Guide(Fuji)
Section: 1pc
Suitable reel size: D:35~40 / S: 3000~4000

Weight: 303g
Reel Seat: T-DPS20(Fuji)

QR

More details

This is the overhead model as same blank as 526S. It is specialized overhead model to aim large amberjack or dogtooth tuna on water up to 200m depth or heavy and rapid area. Moderate stiffness of this blank will reduce physical burden of angler. The sensitiveness hidden in blank of it will let you sense slightly changes of current and help you to jerk jig delicately. You can hold the rod on the gimbal belt or under your arm while enjoying the bend curve of this 526B.

VERTICAL

DEEP

1P C

Grip

a.455mm

b.700mm

Overhead reel Model

Target: Blue Runner・Dogtooth tuna・yellowfin tuna

Field: Island



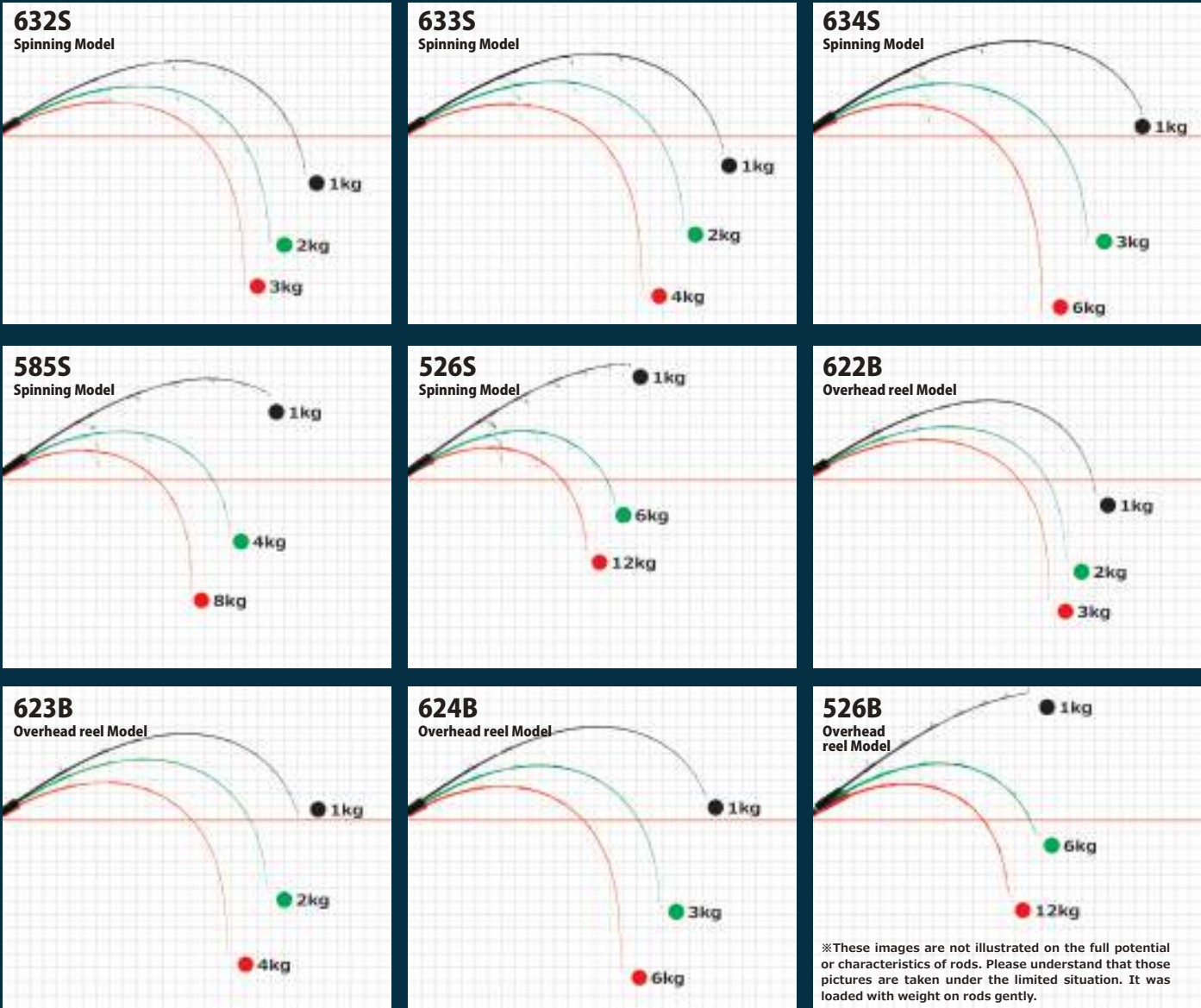
Galahad 633S



Galahad 632S

Galahad Spinning & Overhead reel Model Load Comparison

Galahad / Bending Curve / Load 1:2:3:4:6:8:12kg



Galahad Spinning Model

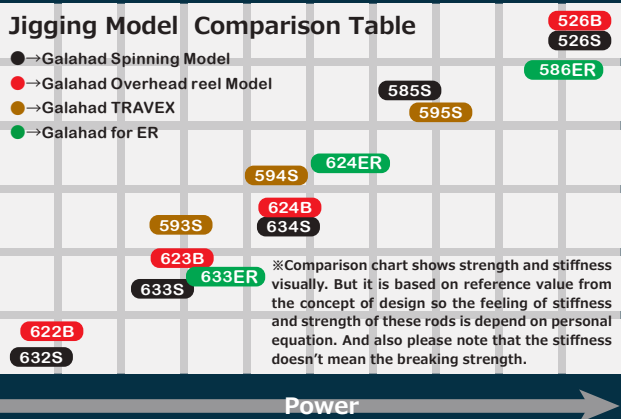
The 622S, 633S and 634S have been designed to reduce unnecessary jumping and sliding of the jig and naturally swim the lure when jigging on a diagonal angle. In addition, this flexible blank design helps reduce the direct impact on the anglers wrist when jerking. In contrast, the 585S and 526S are built stiffer and will respond well when vertically jigging in deeper and faster flowing currents.

Galahad Overhead reel Model

622B, 623B and 624B have flexible tip to let your jig swim naturally and you can adjust the way of approach if you are required thanks to belly and butt section that have been loaded moderate stiffness and repulsive force. 526B is little stiffer than others to fish as you planed at deep area or rapid water.

•About weight of loading

The image of 1kg load shows you the bend curve when you jerk jig. And other images are weight as drag max and weight in between of them. Rods are held on the angle that you are supposed to keep it when you are fighting with fish.



※Comparison chart shows strength and stiffness visually. But it is based on reference value from the concept of design so the feeling of stiffness and strength of these rods is depend on personal equation. And also please note that the stiffness doesn't mean the breaking strength.



Galahad 電

/ 6 Line up

Electric Reel Jigging

The Galahad “電” are series especially designed for jigging with electric reels. These electric reels create a unique jig action which is difficult to replicate with ordinary reels that sometimes create unnecessary pauses. The heavy load placed on the blank by the mechanical winding of the reel is absorbed by the tip and the highly resilient belly section will allow anglers to rhythmically maneuver the jig through their rod-work. All 3 models are highly resilient and will assist the anglers to maintain a dominant position when fighting unexpected large species that may bite.

※**Suitable electric reel** / We suggest suitable ER on this catalog according to capacity of line, power and balance of weight between reel and rod. Of course, you can use reel other than that we suggested on this catalog, it depend on your target which you aim on the depth of water where you fish at. So please check the maximal value of lure weight, line weight and Drag weight as a guide for selecting the best reel for yourself. You can also fish with standard type of overhead reel.



633B 電

Lure: Jig ~150g Line: ~PE 3
Drag Max: 4kg

- Length: 1925mm Weight: 200g
- Guide: SiC-S stainless frame K guide(Fuji)
- Section: 1pc Reel Seat: TCS18(Fuji)
- Suitable reel size D:200~300 / S:1000~2000



More details



Grip a.470mm | b.695mm | Overhead reel Model

Price:



If you are going to aim at small sized Blue Runner with PE 3, this 633 would be a perfect choice. Even though automatic reeling at constant speed, flexibility of tip and belly section will help you to jerk jig comfortably and set hook on with less failure. It will bend very much when fish is on, but you can fight with fun without any worry. You will be surprised that potential which is hidden inside blank of 633 for sure.

624B 電

Lure: Jig ~250g Line: ~PE 5
Drag Max: 6.5kg

- Length: 1905mm Weight: 199g
- Guide: SiC-S stainless frame K guide(Fuji)
- Section: 1pc Reel Seat: TCS18(Fuji)
- Suitable reel size D:300~500 / 1000~2000



More details



Grip a.470mm | b.695mm | Overhead reel Model

Price:



This is standard jigging rod for ER to aim bluerunner around 5kg. You can be reeling with any speed thanks to nice and flexible tip section, then you can give the action to jig at your own will. If you hooked bluerunner more than 10kg, you do not have to worry about anything! It will enable you to keep it under control without being anxious. We believe that it may be allowed to call almighty jigging rod for ER and we want anglers all over the world to fish with it.

586B 電

Lure: Jig ~350g Line: ~PE 6
Drag Max: 10kg

- Length: 1740mm Weight: 222g
- Guide: SiC Ocean Guide(Fuji)
- Section: 1pc Reel Seat: TCS18(Fuji)
- Suitable reel size D:500 / S:2000~3000



More details



Grip a.465mm | b.690mm | Overhead reel Model

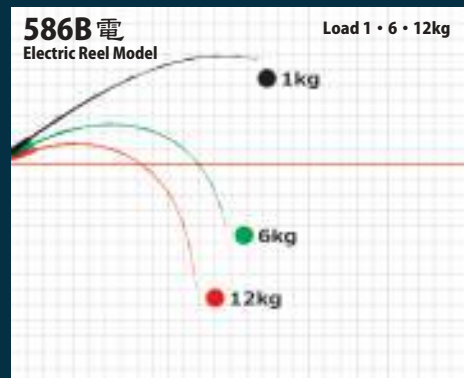
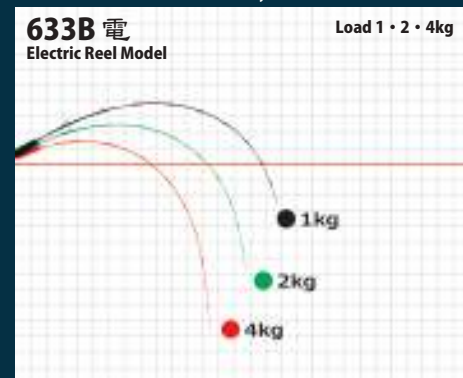
Price:



If you are going to aim king fish or yellow tail over 10kg we recommend you to choose this monster hunter. You can give action to jig around 300g in 100m depth of the sea effectively. It is going to help you to jerk heavy jig without any burden or stress and to fight with big fish with huge advantage thanks to its flexibility, toughness, and versatility. Fulcrum point is going to move to butt section when you fight It is not just stiff rod, you can use it feel like your arm for sure.

Galahad 電 for Electric Reel Load Comparison

Galahad for Electric Reel / Bending Curve



To absorb the impact of power loading by electric reel, blank of this series have been designed to become more seamless even on continuous supply of loading. These have kind of parabolic action so good to be fished with manual overhead reel as well.



Galahad TRAVEX

/ 6 Line up

Jigging / 2pcs



Galahad TRAVEX Movie

We have created 2pics jigging rod Galahad-TRAVEX to achieve high portability while reducing cost of transport. TRAVEX have been retuned to be transferred your power to metal jig directory thanks to high repulsive force hidden in new blanks. Also, it will be bent from little farther than previous models, you can give a various kind of action to your metal jig as such as one pitch jerk, high pitch jerk or combination easier than before. These models are not only ideal for your fishing trips overseas but also great for your local waters. The sharp, yet flexible blank is best suited for anglers who prefer a speedy and quick action of your jigs.

TRAVEX 593S

Lure: Jig Max 180g Line: Max PE 3
Drag Max: 5kg

- Length: 1775mm(CL:1135mm) Weight: 206g
- Guide: SiC-S+SiC stainless frame K guide(Fuji)
- Section: 2pcs (Grip Joint) Reel Seat: DPS18(Fuji)
- Suitable reel size D:3500~4000 / S:5000~6000



More details



Grip a.495mm | b.715mm | Spinning Model

Price:



This is versatile stick to cover various method of jigging such as horizontally or vertically with around PE3. Thanks to sharpness and lightness of this blanks, you can enjoy manipulating your jig as you wish to. If you aim yellowtail or kingfish with metal jig up to 180g on 30~80m depth of water, the potential of 593S will be shown definitely. Although blanks of 593S seems slim and delicate, fish will be stopped and lifted by butt section which have been loaded massive power.

TRAVEX 594S

Lure: Jig Max 240g Line: Max PE 4
Drag Max: 6.5kg

- Length: 1775mm(CL:1135mm) Weight: 221g
- Guide: SiC-S+SSiC stainless frame K guide(Fuji)
- Section: 2pcs (Grip Joint) Reel Seat: DPS18(Fuji)
- Suitable reel size D:4000~4500 / S:6000~8000



More details



Grip a.495mm | b.715mm | Spinning Model

Price:



If you aim kingfish or amberjack at near shore on expedition with around PE4, this 594S is the best choice. Lightness feeling of manipulation that is loaded as common characteristics of TRAVEX series enable you to handle long jig naturally at horizontally or to jerk jig aggressively at vertically. When you fish at fish bed with rough bottom or shallow area to aim tough target, you do not have to afraid to let it stop forcefully and aggressively without losing your initiative.

TRAVEX 595S

Lure: Jig Max 320g Line: Max PE 5
Drag Max: 8.5kg

- Length: 1780mm(CL:1130mm) Weight: 279g
- Guide: SiC Ocean Guide(Fuji)
- Section: 2pcs (Grip Joint) Reel Seat: DPS20(Fuji)
- Suitable reel size D:4500~5000 / S:8000~10000



More details



Grip a.505mm | b.730mm | Spinning Model

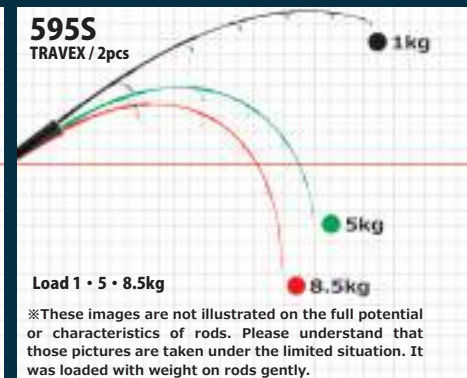
Price:



If you have plan to go to southern island of Japan or deep sea of overseas to aim large amberjack, dogtooth tuna or yellowfin tuna, please take 595S without hesitations. Tip section have been adjusted to become little flexible for increasing ability of manipulation and reducing burden of anglers when they jerk aggressively. Once huge fish is on, you will notice that it bends very smoothly and you might forget that it is 2pics grip jointed.

Galahad TRAVEX 2pcs Model Load Comparison

Galahad TRAVEX / Bending Curve



※These images are not illustrated on the full potential or characteristics of rods. Please understand that those pictures are taken under the limited situation. It was loaded with weight on rods gently.



SeaWalk Light Jigging / 6 Line up

Light Jigging



You can aim Grunt, Horse mackerel, Blue runner, Rockfish, Sea bream or Hairtail systematically with these line up of SeaWalk series.

Blanks of light Jigging series have been employed flexibility on tip, high operational performance on belly section and huge power on butt section to keep large fish under control especially when you use Tungsten-Jig.

The most important factor of "light jigging" with Tungsten-jig is how rod itself make jig swim naturally and shift to let it fall with quick response automatically. Of course it is also important for fine result to sense condition of the sea, then adjust jig weight to your PE line. That is the reason why we have pursued high sensitivity and flexible tip section to let Jig swim naturally.

As we have explained already, you do not have to worry if bigger fish than you have expected is on. All models of light jigging series have been loaded enough power to keep huge fish under control.



SeaWalk Light Jigging Spinning model

67UL

ROD SPEC

Lure: Jig 15-40g / Cast Max 25g
Line: PE 0.4-0.8

Length: 2015mm(CL:1570mm)

Weight: 102g

Guide: SiC-S stainless frame K guide(Fuji)

Section: 2pcs (Grip Joint) Reel Seat: VSS16(Fuji)

Suitable reel size D:LT2000~2500 / S:2000~C3000

More details

Target: Blue Runner, Bottom fish, Sea bream Hairtai, Grunt, Horse Mackerel (Aji)

Field: up to 40m depth

Price:

SJTG

SABEL

64L

ROD SPEC

Lure: Jig 30-80g / Cast Max 35g
Line: PE 0.4-1

Length: 1935mm(CL:1475mm)

Weight: 114g

Guide: SiC-S stainless frame K guide(Fuji)

Section: 2pcs (Grip Joint) Reel Seat: VSS16(Fuji)

Suitable reel size D:LT2500~4000C / S:C3000~4000

More details

Target: Blue Runner • Bottom fish • Sea bream, Hairtail • Grunt • Horse Mackerel (Aji)

Field: up to 80m depth

Price:

TGSJ

KABURA

SABEL

64ML

ROD SPEC

Lure: Jig 60-120g / Cast Max 50g
Line: PE 0.6-1.2

Length: 1935mm(CL:1475mm)

Weight: 115g

Guide: SiC-S stainless frame K guide(Fuji)

Section: 2pcs (Grip Joint) Reel Seat: VSS16(Fuji)

Suitable reel size D:LT2500~4000C / S:C3000~4000

More details

Target: Blue Runner • Bottom fish • Sea bream • Hairtail

Field: up to 100m depth

Price:

TGSJ

KABURA

SABEL

SeaWalk Light Jigging Overhead reel model

B66L

ROD SPEC

Lure: Jig 40-80g Line: PE 0.6-1

Length: 1985mm(CL:1525mm)

Weight: 131g

Guide: SiC-S stainless frame K guide(Fuji)

Section: 2pcs (Grip Joint) Reel Seat: PULS17(Fuji)

Suitable reel size D:100~200 / S:100~300

More details

Target: Blue Runner • Bottom fish • Sea bream • Hairtail • Seabass

Field: Jig - up to 50m depth / Tairubber- up to 100m depth

Price:

TG

SABEL

SEABASS JIGGING

KABURA

JIG

B66ML

ROD SPEC

Lure: Jig 40-120g Line: PE 0.8-1.2

Length: 1985mm(CL:1525mm)

Weight: 131g

Guide: SiC-S stainless frame K guide(Fuji)

Section: 2pcs (Grip Joint) Reel Seat: PULS17(Fuji)

Suitable reel size D:100~200 / S:100~300

More details

Target: Blue Runner • Bottom fish • Sea bream • Hairtail • Seabass

Field: Jig - up to 80m depth / Tairubber- up to 100m depth

Price:

TG

SABEL

KABURA

JIG

SEABASS JIGGING

B65M

ROD SPEC

Lure: Jig 60-150g Line: PE 0.8-1.5

Length: 1960mm(CL:1490mm)

Weight: 128g

Guide: SiC-S stainless frame K guide(Fuji)

Section: 2pcs (Grip Joint) Reel Seat: PULS17(Fuji)

Suitable reel size D:100~200 / S:100~300

More details

Target: Blue Runner • Bottom fish • Sea bream • Hairtail

Field: vup to 100m depth

Price:

TG

SABEL

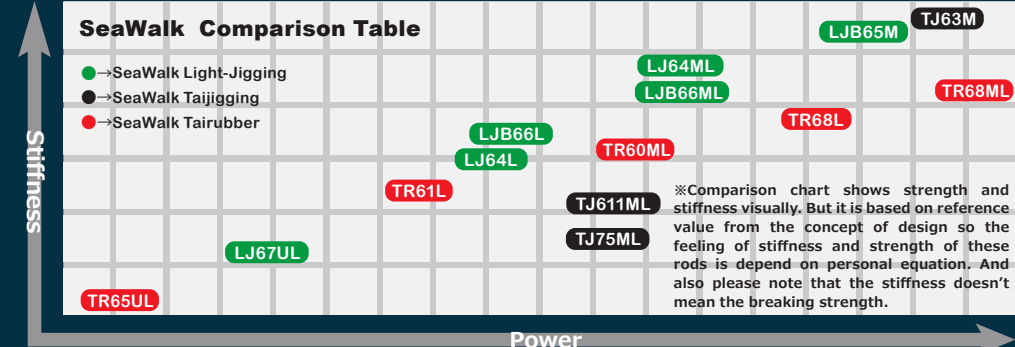
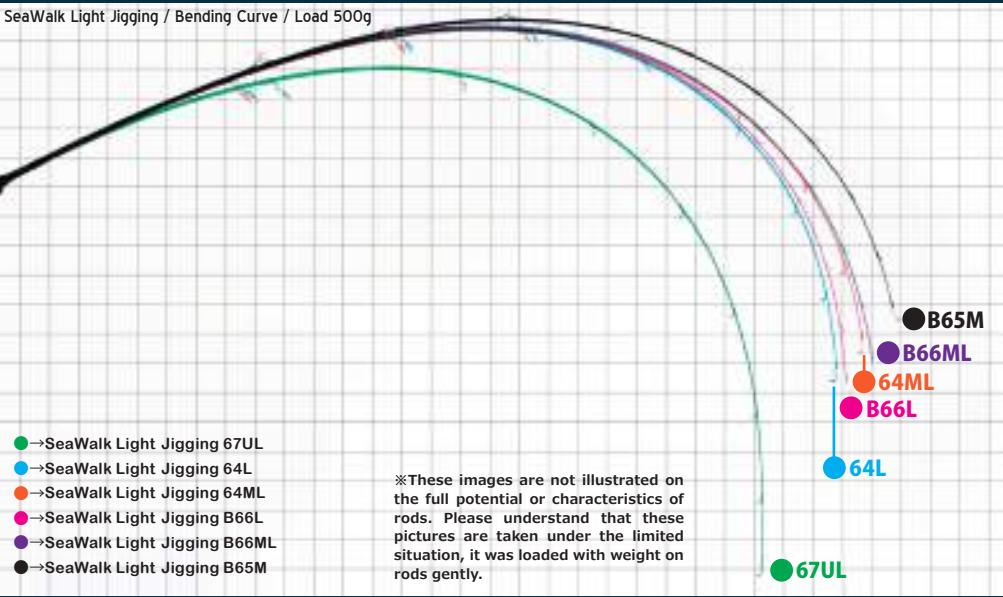
JIG

SeaWalk Light Jigging Spinning & Overhead reel Model Load 500g

These are comparison images of "SeaWalk Light-jigging" series which are loaded 500g weight on tip. Common characteristics of light Jigging series are that tip section which have been employed flexibility, belly section which have high operational performance and butt section which have been loaded huge power to keep large fish under control.

Although these are suited to let jig swim naturally, if you chose more powerful model in this series, you will be able to jerk in steady rhythm thanks to moderate stiffness on the blanks. Blanks of spinning and overhead are totally different even if they are in same power class. Common characteristic of Light-jigging series is tough butt section.

Even though 67UL is bent well, enough butt power is on it. Enough power to aim fish over 5kg is loaded on all of blanks for Light-jigging series. Please select power class depends where you fish on or how heavy jig you choose.



Although all 6 models of Light jigging have enough power to aim fish over 5kg is loaded on blanks, comparison table shows you the power includes feeling of manipulations. That means you can handle lighter jig with lighter models.

Also you will be able to fight and land on red sea bream over 80cm with Tairubber and Tai jigging series.

Sensitiveness of models which are higher power on this chart table is higher when you use it in fast current. Please note that "power" on this chart is not just stands for availability to catch big fish. That meant the models which are on higher power are good to be used at deep water or fast current.



SeaWalk Tai-Model / 8 Line up

Tairubber & Taijigging Category

The lure game targeting snappers with Tai-Rubber and Tai-jigs require the use of light lines to reduce the effect of water pressure and strong currents. The unique style of fishing will be productive with the Tai-rubber one day and only bite Tai-jigs on another. That's why people are so attracted to this snapper game and the reason for the development of our lineup of models.

The SeaWalk Tai-rubber models are highly sensitive to efficiently transmit the subtle changes in the current and pursuit of fish through the blank. The flexible tip will lead to a proper bite and the strong butt section will allow anglers to go head-to -head with the biggest of snappers out there.

In contrast, the SeaWalk Tai-jig models are built to lightly maneuver the jigs with ease and then powerful belly and butt section will successfully set hook in the hard mouth of the snapper.



SeaWalk Tairubber

65UL Tairubber

Lure: Max 80g Line: PE ~0.8

- Length: 1950mm
- Weight: 119g
- Guide: SIC-S stainless frame K guide(Fuji)
- Section: 1pc
- Reel Seat: TCS16(Fuji)
- Suitable reel size D:100~200 / S:100~200



Grip a.440mm | b.555mm | Overhead reel Model Target : Red Sea Bream Field : ~80m depth

Price:



The softest tip of the series belongs to this model, yet the belly to butt section holds decent power against any snapper. Both vertical or drift jigging can be used. When faced with rough seas this 6ft 5in length rod won't get in your way.

61L Tairubber

Lure: Max 80g Line: PE ~1

- Length: 1850mm
- Weight: 125g
- Guide: SIC-S stainless frame K guide(Fuji)
- Section: 1pc
- Reel Seat: TCS16(Fuji)
- Suitable reel size D:100~200 / S:100~200



Grip a.440mm | b.555mm | Overhead reel Model Target : Red Sea Bream Field : ~100m depth

Price:



This basic model is equipped with a highly sensitive blank and a soft tip that will not spook the fish during a bite. The responsive action of the butt ensures proper hook-up on the tough part of the snapper's mouth.

60ML Tairubber

Lure: Max 100g Line: PE ~1.2

- Length: 1825mm
- Weight: 127g
- Guide: SIC-S stainless frame K guide(Fuji)
- Section: 1pc
- Reel Seat: TCS16(Fuji)
- Suitable reel size D:100~200 / S:100~200



Grip a.440mm | b.555mm | Overhead reel Model Target : Red Sea Bream Field : ~100m depth

Price:



Unlike other super stiff rods in the market, the butt section of this rod will follow through the unexpected thrashing of the fish thus reducing bust off and hook failure. Anglers can confidently battle a snapper over 80cm.

68L Tairubber

Lure: Max 100g Line: PE ~1.2

- Length: 2070mm (CL: 1610mm)
- Weight: 163g
- Guide: SIC-S stainless frame K guide(Fuji)
- Section: 2pcs (Grip Joint)
- Reel Seat: TCS16(Fuji)
- Suitable reel size D:100~200 / S:100~200



Grip a.450mm | b.560mm | Overhead reel Model Target : Red Sea Bream Field : Around 100m depth

Price:



This is the utility model to cover waters from coastal to open sea. You will be able to set the hook on easily without putting any stress on fish because of its tip section which have been loaded exquisite flexibility. Belly and butt section have been designed to be tenacious so that it will cover not only small one in shallow area but also trophy fish in deep area.

68ML Tairubber

Lure: Max 150g Line: PE ~1.5

- Length: 2070mm (CL:1610mm)
- Weight: 167g
- Guide: SIC-S stainless frame K guide(Fuji)
- Section: 2pcs (Grip Joint)
- Reel Seat: TCS16(Fuji)
- Suitable reel size D:100~200 / S:100~200



Grip a.460mm | b.560mm | Overhead reel Model Target : Red Sea Bream Field : Around 130m depth

Price:



This have been loaded more power on section from belly to butt than 68L while taking over sensitive tip section of 68L. Anglers will be able to sense the small contact of fish or slightly changes of current even when you fish on the water where rapid current or tough and deep area where have to be used lure more than 100g because of its ability of high response on the blank.

SeaWalk Taijigging

75ML Taijigging

Lure: Jig 20~100g Line: PE 0.6~1.5

- Length: 2280mm(CL:1800mm)
- Weight: 129g
- Guide: SIC-S stainless frame K guide(Fuji)
- Section: 2pcs (Grip Joint)
- Reel Seat: IPS16(Fuji)
- Suitable reel size D:LT2500~4000C / S:C3000~4000



Grip a.460mm | b.550mm | Spinning Model Target : Red Sea Bream Method : Jig for Red Sea Bream(20~100g) , Tenya,

Price:



This is of course good for not only generalized wind fishing but also good for pursuing the potential of jigging game of red sea bream. This is good to be fishing with jig weight 20g~100g and you will be able to do long lift & fall taking advantage of its length. This have been loaded high versatility to cover various ways of fish, to cover seasons from early summer to late fall and to cover shallower than 30m depth of the sea to catch red sea bream.

611ML Taijigging

Lure: Jig 40~120g Line: PE 0.8~1.5

- Length: 2130mm(CL:1650mm)
- Weight: 125g
- Guide: SIC-S stainless frame K guide(Fuji)
- Section: 2pcs (Grip Joint)
- Reel Seat: IPS16(Fuji)
- Suitable reel size D:LT2500~4000C / S:C3000~4000



Grip a.460mm | b.550mm | Spinning Model Target : Red Sea Bream Method : Jig for Red Sea Bream (40~120g)

Price:



This is the basic model of SeaWalk Tai Jigging series. This is good to be used with jig weight 40g~120g which is basic weight for Red Sea Bream jigging. You will be able to wind jig comfortably and set the hook easily. The potential of this 611ML will come out when you use it on spawning season in spring, fish at deep areas such as 50m depth of the sea or where the rapid current. We think this is the one for anglers no matter if you are a beginner or expert.

63M Taijigging

Lure: Jig 60~150g Line: PE 1~2

- Length: 1910mm
- Weight: 127g
- Guide: SIC-S stainless frame K guide(Fuji)
- Section: 1pc
- Reel Seat: IPS16(Fuji)
- Suitable reel size D:LT2500~5000C / S:C3000~4000



Grip a.460mm | b.550mm | Spinning Model Target : Red Sea Bream Method : Jig for Red Sea Bream (60~150g)

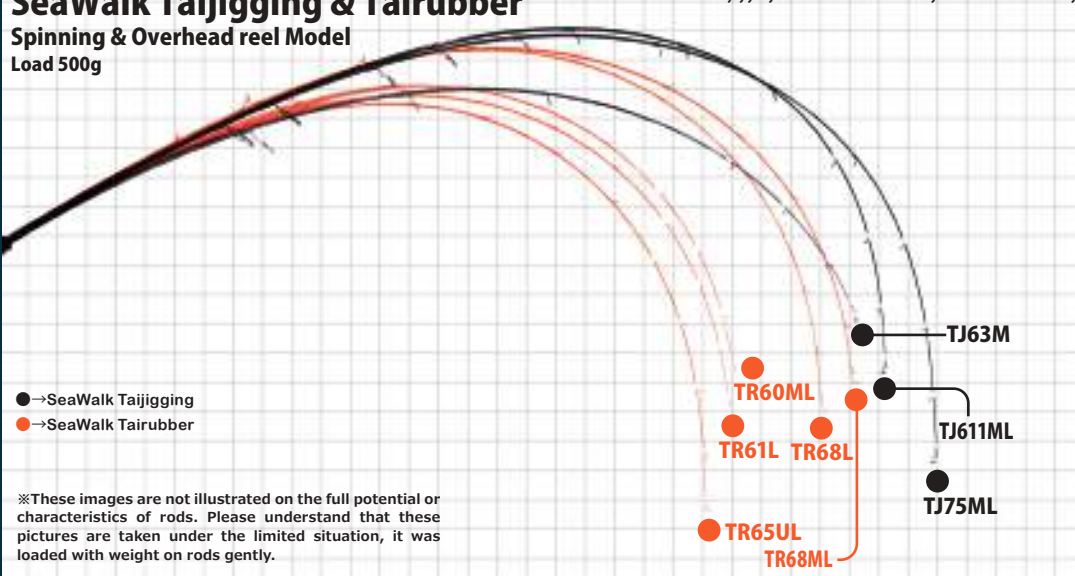
Price:



This is for you to pull big snapper out from deep and capture the tough situation. This shortest rod in this series enables you to use 150g maximum without losing manipulation performance. Nice & sensitive tip section will set hook on the mouth of snapper, tough and powerful belly and butt section will keep monster snapper under control and pull it up to surface quickly.(Able to aim Trevally, Blue runner or Rock fish up to 5kg)

SeaWalk Taijigging & Tairubber Spinning & Overhead reel Model Load 500g

SeaWalk Taijigging & Tairubber / Bending Curve / Load 500g



※These images are not illustrated on the full potential or characteristics of rods. Please understand that these pictures are taken under the limited situation, it was loaded with weight on rods gently.

These are comparison images of SeaWalk series which are loaded 500g weight on tip. Bending curve of 63M seems different from other models. It is caused by 1 piece design of 63M. Butt section of 63M seems little weaker than others from this chart because it is designed to be bent the whole blank very smoothly to hunt monster red sea bream.

68L and 68ML of Tairubber model which is selected grip joint style are for deep and rapid current area to be taken advantage of strong butt section.If you fish deeper than 50m with heavier than 100g without losing sensitivity we recommend you to take 68L or 68ML.





Kingfish

Yellowtail

Boat Casting

Tuna

GT



BlueSniper for Tuna Game / 4 Line up

Boat Casting



The BlueSniper boat casting series for Tuna are especially built to target Bluefin Tuna and Yellowfin Tuna. The overwhelming speed and torque of the Tuna will lead to a prolonged fight if your target takes initiative of the fight. It is absolutely imperative to continuously apply pressure on the fish by fully loading the blank with the full weight of the fish and the blank is designed to do exactly this. All models also possess outstanding castability to shoot out the lures into feeding Tuna.



BlueSniper for Tuna Game Icons

Yellow&Blue fin tuna
M stand for Medium (Yellow fin mainly)
L & XL stand for huge tuna

Kingfish
L stand for Large

Bluerunner

GT

Large boat

Midsize boat

Plugs

Small mouth popper

85/4 Canary

Lure: 25-100g Line: PE 3-5
Drag Max: 8kg/45°

- Length: 2570mm(CL:1860mm) Weight: 339g
- Guide: SiC-S stainless frame K guide+SiC Ocean Guide(Fuji)
- Section: 2pcs (Grip Joint) Reel Seat: DPS20/BACK STOP Double Nut(Fuji)
- Suitable reel size D: 4500~5500 / S・D: 8000~14000



More details

Price:



This is multiple and lighter model of Blacky series. As you can notice from "Canary" the name of 85/4, when you aim canary-colored fish as such as yellow fin tuna or kingfish, it will be the perfect partner of you. And you will be able to get enough distance to aim large fish with small lure such as less than 30g. When you do not want fish to run as it likes, powerful butt section will help you to stop the sudden run of lively fish and to pull it to surface quicker than you thought.



81/6 Blacky

Lure: 30-110g Line: PE 4-6
Drag Max: 13kg/45°

- Length: 2480mm(CL:1775mm) Weight: 378g
- Guide: SiC Ocean Guide(Fuji)
- Section: 2pcs (Grip Joint) Reel Seat: DPS20/BACK STOP Double Nut(Fuji)
- Suitable reel size D: 5000~5500 / S・D: 14000



More details

Price:



This is primarily a light tuna rod that enable to cast smaller lures which closely mimics actual baitfish. You can cast a small lure weighing 30g but it also has enough power to wrestle a tuna around 50kg. The same performance as currently blacky series, it has been designed to be bent nicely, and will correspond with the sudden run of big tuna, and to reduce the burden of anglers.



81/8 Blacky

Lure: 45-120g Line: PE 6-8
Drag Max: 15kg/45°

- Length: 2480mm(CL:1775mm) Weight: 387g
- Guide: SiC Ocean Guide(Fuji)
- Section: 2pcs (Grip Joint) Reel Seat: DPS20/BACK STOP Double Nut(Fuji)
- Suitable reel size D: 6500 / S・D: 14000~20000



More details

Price:



This has been designed as a versatile tuna rod which can cast not only small lures matching the size of sardines but also medium lures size of Dorado or baby yellow tail. Although the belly section will be bent and enable you to hold it with 70° of angle, it will still has enough power to pull up a tuna to the surface. Of course, you can use this 81/8 for large king fish without losing initiative.



81/10 Blacky

Lure: 50-130g Line: PE 8-10
Drag Max: 17kg/45°

- Length: 2480mm(CL:1775mm) Weight: 399g
- Guide: SiC Ocean Guide(Fuji)
- Section: 2pcs (Grip Joint) Reel Seat: DPS20/BACK STOP Double Nut(Fuji)
- Suitable reel size D: 6500 / S・D: 14000~20000



More details

Price:



Rated at Pe 10 class for power, this rod targets big tunas around 100kg. The blank has more power than the 81/8 to enable casting lures up to 160g. Like the Blacky series, it bends nicely when loaded to endure the violent runs of tunas. 4ways carbon material are used on the butt section to reduce twisting of the blanks and adding another advantage during fights with big tuna.



About exchange of Blacky's grip end ※BRC22.0 is on the end of grip as a standard but you can select aluminum gimbal instead. If you are interested in it, please make inquiries to dealer in your region.



BlueSniper

/ 7 Line up

Boat Casting

The BlueSniper boat casting models are designed for all anglers to be able to easily cast and fight large species inhabiting the deep blue. In order to enjoy the boat casting game to target small-large Bluerunners, Kingfish and Tuna, it is vital for anglers to choose the right tackle balance which match your target size and fishing conditions. The lineup of the BlueSniper boat casting series have a vast array of models suitable from small Kayaks to even large charter boats. For all models, the common characteristics we pursued was light casting feel and the ability to easily fully load the rod with your weight. These characteristics will surely be of advantage to you in the challenging off-shore boat game.



BlueSniper Icons

Kayak

Small boat

Midsize boat

Large boat

Under Cast

Plugs

Small mouth popper

Minnow

Small migratory fish

Bluerunner

Kingfish L stand for Large

Trevally

Yellow&Blue fin tuna M stand for Medium (Yellow fin mainly) L & XL stand for huge tuna

81/2

ROD SPEC

Lure: **15~50g** Line: **PE 2~3**
Drag Max: **4kg/45°**

Length: 2480mm(CL:1830mm) Weight: 233g

Guide: SiC-S stainless frame K guide(Fuji)

Section: 2pcs (Grip Joint) Reel Seat: DPS18/BACK STOP Double Nut(Fuji)

Suitable reel size D:3500~4000 / S:6000

Price:

Target : Migratory fish less than 10kg, Blue-runner

70/2

ROD SPEC

Lure: **20~60g** Line: **PE 2~3**
Drag Max: **4kg/45°**

Length: 2480mm(CL:1830mm) Weight: 233g

Guide: SiC-S stainless frame K guide(Fuji)

Section: 2pcs (Grip Joint) Reel Seat: DPS18/BACK STOP Double Nut(Fuji)

Suitable reel size D:3500~4000 / S:6000

Price:

Target: Migratory fish less than 10kg, Blue-runner

72/3

NEW

ROD SPEC

Lure: **30~60g** Line: **PE 2~3**
Drag Max: **5kg/45°**

Length: 2210mm(CL:1655mm) Weight: 222g

Guide: SiC-S stainless frame K guide(Fuji)

Section: 2pcs (Grip Joint) Reel Seat: DPS18/BACK STOP Double Nut(Fuji)

Suitable reel size D:3500~4000 / S:4000~6000

Price:

Target: Migratory fish less than 10kg, Blue-runner

79/3

ROD SPEC

Lure: **30~70g** Line: **PE 2~4**
Drag Max: **5kg/45°**

Length: 2365mm(CL:1740mm) Weight: 263g

Guide: SiC-S stainless frame K guide+SiC Ocean Guide(Fuji)

Section: 2pcs (Grip Joint) Reel Seat: DPS18/BACK STOP Double Nut(Fuji)

Suitable reel sizeD:4000~4500 / S・D:6000~8000

Price:

Target: Migratory fish less than 15kg, Blue-runner, TUNA

75/4

ROD SPEC

Lure: **30~100g** Line: **PE 3~4**
Drag Max: **7kg/45°**

Length: 2260mm(CL:1670mm) Weight: 279g

Guide: SiC-S stainless frame K guide+SiC Ocean Guide(Fuji)

Section: 2pcs (Grip Joint) Reel Seat: DPS18/BACK STOP Double Nut(Fuji)

Suitable reel size D:4000~4500 / S・D:6000~8000

Price:

Target: Migratory fish less than 15kg, Blue-runner, TUNA

82/4

ROD SPEC

Lure: **30~110g** Line: **PE 4~5**
Drag Max: **8kg/45°**

Length: 2520mm(CL:1840mm) Weight: 310g

Guide: SiC-S stainless frame K guide+SiC Ocean Guide(Fuji)

Section: 2pcs (Grip Joint) Reel Seat: DPS20/BACK STOP Double Nut(Fuji)

Suitable reel sizeD:4500~5500 / S・D: 8000~14000

Price:

Target: Migratory fish less than 20kg, Blue-runner, TUNA

82/6

ROD SPEC

Lure: **50~130g** Line: **PE 5~6**
Drag Max: **12kg/45°**

Length: 2505mm(CL:1820mm) Weight: 346g

Guide: SiC Ocean Guide(Fuji)

Section: 2pcs (Grip Joint) Reel Seat: DPS20/BACK STOP Double Nut(Fuji)

Suitable reel size D:5000~5500 / S・D:14000

Price:

Target: Migratory fish less than 25kg, Blue-runner, TUNA

BLUE REEF

GT Game



BLUE REEF Movies

/ 4 Line up

GT game... Although GT bite lure aggressively and fight extremely hard, you will be required to manipulate lure as carefully and delicately as possible if you want to get result.

Of course, rod for GT is required versatility to be adjusted various lures which has been segmetalized to catch selective fish. We have tested these 3 models at tough fields such as southern islands of Japan over and over to shape our ideal of GT rod. Lightness to cast all day long, usability to respond anglers will, toughness and torque to keep initiative...reconcile these conflicting elements. We dedicate these series to anglers who are pursuing and aiming GT seriously.



BLUE REEF Icons



711/8 StickBait


Lure: Max 160g Line: Max PE 8
Drag Max: 13kg/45°

- Length: 2470mm(CL:1765mm) Weight: 395g
- Guide: SIC Ocean Guide(Fuji)
- Section: 2pcs (Grip Joint) Reel Seat: DPS20(Fuji)
- Suitable reel size D: 6500 / S-D: 14000~18000



More details

This is the model which is good at manipulating diving pencil sensitively as "Stick Bait" suggests. It has been loaded flexibility on tip section to manipulate diving pencil without popping it out of surface not only at short stroke action but also long stroke action... Keep fish under control at your own will with butt section which have been loaded enough toughness. This will be recommended for not only GT but also for huge kingfish or yellowfin tuna.



80/8 Dual

Lure: Max 160g Line: Max PE 8
Drag Max: 13kg/45°

- Length: 2495mm(CL:1785mm) Weight: 373g
- Guide: SIC Ocean Guide(Fuji)
- Section: 2pcs (Grip Joint) Reel Seat: DPS20(Fuji)
- Suitable reel size D: 6500 / S-D: 14000~18000



More details

This have been designed to be little lighter than 711/10Dual to enable anglers to use light line to cast long distance and to manipulate lure more delicately. You will be noticed some characteristics when you used pencil bait especially and once you hooked huge GT up, you must feel massive power from butt section for sure. You will be surprised that ability of cast and force of restitution which is hidden in blank of 80/8Dual thanks to technology of NANOALLOY® from TORAY. Which means that burden of anglers should be reduced scenically.



711/10 Dual

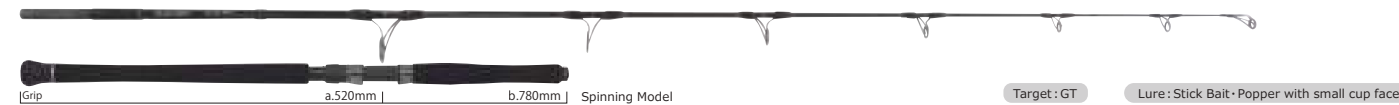
Lure: Max 200g Line: Max PE 10
Drag Max: 15kg/45°

- Length: 2470mm(CL:1765mm) Weight: 400g
- Guide: SIC Ocean Guide(Fuji)
- Section: 2pcs (Grip Joint) Reel Seat: DPS20(Fuji)
- Suitable reel size D: 6500 / S-D: 14000~18000



More details

This is high power model of 711/8. Even though this is for diving pencil mainly, It has been designed to be little more stiffer than 711/8 so it will cover various action as such as casting large lure heavier than 100g for long distance or manipulating popper with small face cup. Belly section of it will absorb the weight of fish to reduce physical burden of anglers and angler will be able to lift huge fish while loading angler's weight thanks to that tough butt section. This will be recommended to anglers who requires that one for both diving pencil and small face cup popper.



710/10 Chugger

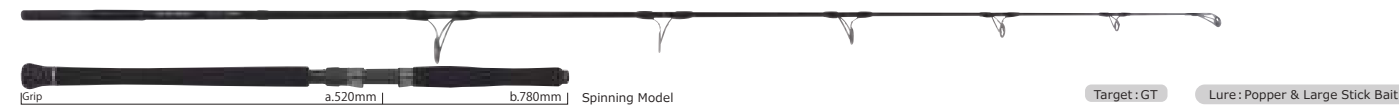
Lure: Max 220g Line: Max PE 10
Drag Max: 15kg/45°

- Length: 2415mm(CL:1705mm) Weight: 390g
- Guide: SIC Ocean Guide(Fuji)
- Section: 2pcs (Grip Joint) Reel Seat: DPS20(Fuji)
- Suitable reel size D: 6500 / S-D: 14000~18000



More details

Most powerful model in BlueReef series. Design of this blank enable anglers to manipulate from large diving pencil to popper with large cup face. Because of toughness and stiffness loaded on this blank, anglers have to load their weight on the rod while fighting. But if you could do that properly, it will be your reliable arm for sure. Even you are manipulating lure in long distance, you will be able to handle it at your own will as directly as if it is nearby.

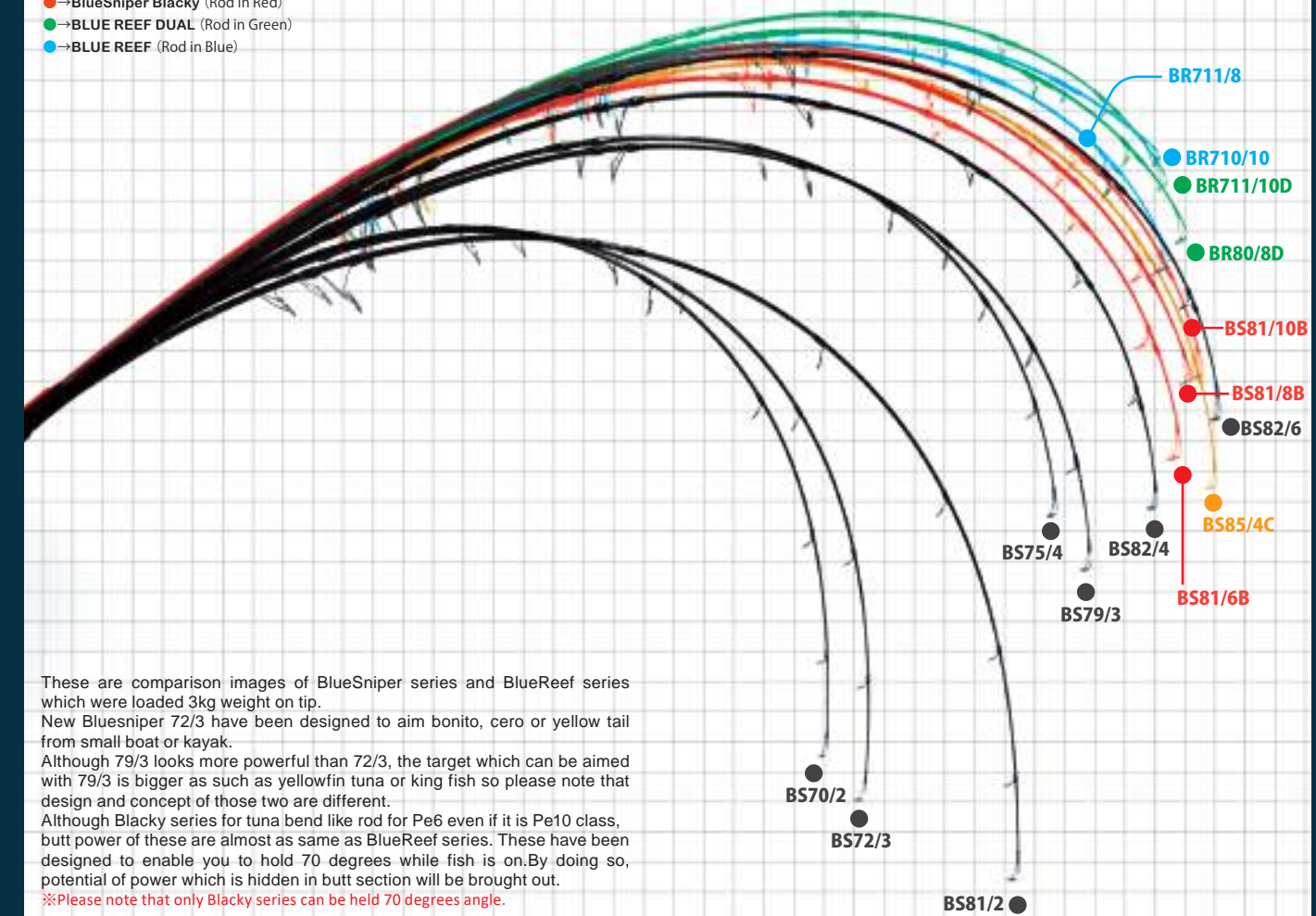


BlueSniper & BLUE REEF

BlueSniper & BLUE REEF / Bending Curve / Load 3kg

Load 3kg

- BlueSniper (Rod in Black)
- BlueSniper85/4 Canary (Rod in Yellow)
- BlueSniper Blacky (Rod in Red)
- BLUE REEF DUAL (Rod in Green)
- BLUE REEF (Rod in Blue)



These are comparison images of BlueSniper series and BlueReef series which were loaded 3kg weight on tip. New Bluesniper 72/3 have been designed to aim bonito, cero or yellow tail from small boat or kayak.

Although 79/3 looks more powerful than 72/3, the target which can be aimed with 79/3 is bigger as such as yellowfin tuna or king fish so please note that design and concept of those two are different. Although Blacky series for tuna bend like rod for Pe6 even if it is Pe10 class, butt power of these are almost as same as BlueReef series. These have been designed to enable you to hold 70 degrees while fish is on. By doing so, potential of power which is hidden in butt section will be brought out.

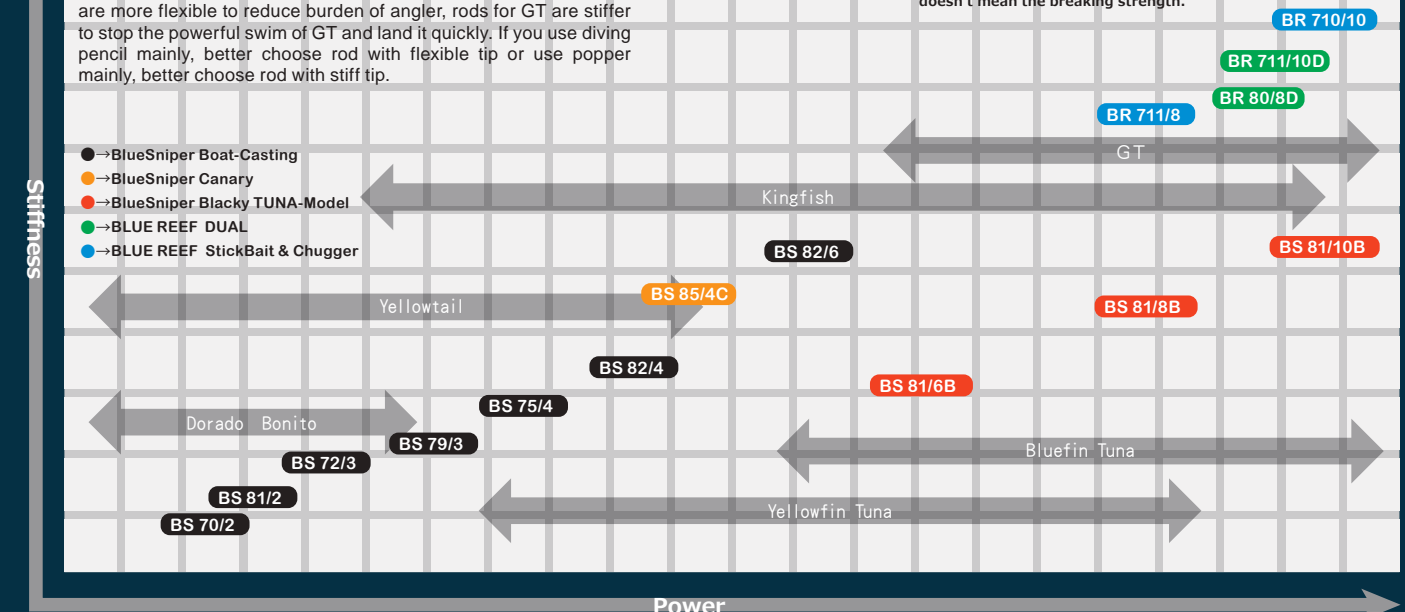
※Please note that only Blacky series can be held 70 degrees angle.


※These images are not illustrated on the full potential or characteristics of rods. Please understand that these pictures are taken under the limited situation, it was loaded with weight on rods gently.

Boat-Casting Model Comparison Table

Characteristic of rods for boat casting will be differed because of lure that you use, or style of your fishing. For example, rods for tuna are more flexible to reduce burden of angler, rods for GT are stiffer to stop the powerful swim of GT and land it quickly. If you use diving pencil mainly, better choose rod with flexible tip or use popper mainly, better choose rod with stiff tip.

※Comparison chart shows strength and stiffness visually. But it is based on reference value from the concept of design so the feeling of stiffness and strength of these rods is depend on personal equation. And also please note that the stiffness doesn't mean the breaking strength.





Expedition

Octopus

Trout

Stream

Triceptor TAKO KING



Triceptor

3pcs Pac Rod / 4 Line up



Triceptor Movies

Triceptor series have been developed as 3pieces pack rod for your expedition. Compact sticks with enough power to keep monster fish under control and high portability will not let you worry about fishing in place where you have never been to. Wide range of capacity of lure have been set on both 65ML and 68M to adjust the situation you will face on fishing trip. Durability and toughness are hidden in these 3 pieces of blanks with lightness, sharpness and sensitivity.


65ML /3pcs

Price:



ROD SPEC Lure: Max 28g Line: Max 20lb

- Length: 1975mm(CL:695mm) Weight: Spinning 109g / Overhead 125g
- Guide : Sic-S Stainless flame K guide(Fuji) Joint : 3pcs (Spigot ferrule)
- Spinning Model Reel seat : VSS17(Fuji) Suitable reel size D: LT2500~4000C / S: 3000
- Bait Model Reel seat : PTS17(Fuji) Suitable reel size D:1000~2000 / S:200



68M /3pcs

Price:



ROD SPEC Lure: Max 35g Line: Max 25lb

- Length: 2035mm(CL:715mm) Weight: Spinning 127g / Overhead 131g
- Guide : Sic-S Stainless flame K guide (Fuji) Joint : 3pcs (Spigot ferrule)
- Spinning Model Reel seat : VSS17(Fuji) Suitable reel size D: LT4000C / S: 4000
- Bait Model Reel seat : PTS17(Fuji) Suitable reel size D: 1000~2000 / S: 200



TAKO KING

/ 1 Line up Octopus Game



TAKO KING Movies

79 Extra Heavy type

Price:



ROD SPEC Lure: Max 50号(190g) Line: Max PE 10

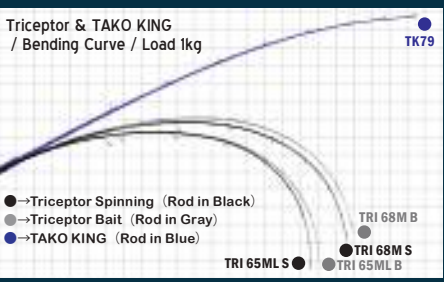
- Length: 2370mm(CL:1830mm) Weight: 295g
- Guide: SIC Ocean guide (Fuji) Joint : 2pcs (Grip joint)
- Reel seat : T-DPS20(Fuji) Suitable reel size D:10~30 / S:300~400



- Triceptor TAKO KING Icons**
- TRIP Expedition Carry-on luggage
 - 3PCS Multi PCS rod
 - SEABASS Seabass
 - CHINU Black Sea Bream
 - ROCK Rockfish
 - Lure for octopus
 - TAKO Octopus
 - SNAKE Snakehead
 - BOAT Boat fishing

Triceptor & TAKO KING Load 1kg

Here is an illustration of the Triceptor and TAKO KING with a static load of 1kg. You can see that the TAKO KING rod has barely bent with the 1kg load as it is not that vital for the rod to bend when using Octopus rigs. The 3 piece Triceptor is a stiff rod which is highly durable and sharp. It is not only great for land-based but also ideal for the off-shore rock-fish game. We have 2 power classes of ML and M with both spinning and bait-casting models respectively. The blanks of the bait-casting models are the same as the spinning models but you can see the difference in the bending curve due to the different settings of the components.





Lupus 61



TORZITE
Fuji



Lupus Movies

Lupus / 6 Line up

Trout Game

Lupus Icons Char YAMAME Rainbow trout SAKURA Cherry salmon Amago salmon Mountain Stream Main Stream Mid Stream LAKE Lake

Lupus Mountain Stream Model

51 Mountain Stream Model

ROD SPEC Lure: 1-7g Line: 2-6lb Class

- Length: 1575mm(CL:850mm)
- Weight: 78g
- Guide:TZ Titanium frame K Guide+Top Guide:Flange Ring Guide(Fuji)
- Section:2pcs (Spigot Ferrule)
- Reel seat :Original Wood grain sheet



[Grip a.155mm | b.270mm] Spinning Model

Field: Mountain stream

Price:



61 Mountain Stream Model

ROD SPEC Lure: 2-10g Line: 3-8lb Class

- Length: 1855mm(CL:960mm)
- Weight: 85g
- Guide:TZ Titanium frame K Guide+Top Guide:Flange Ring Guide(Fuji)
- Section:2pcs (Spigot Ferrule)
- Reel seat :Original Wood grain sheet



[Grip a.200mm | b.315mm] Spinning Model

Field: Mountain stream

Price:



71 Mountain Stream Model

ROD SPEC Lure: 3-12g Line: 4-10lb Class

- Length: 2170mm(CL:1110mm)
- Weight: 96g
- Guide:TZ Titanium frame K Guide+Top Guide:Flange Ring Guide(Fuji)
- Section:2pcs (Spigot Ferrule)
- Reel seat :Original Wood grain sheet



Grip a.235mm | b.355mm Spinning Model

Field: Mountain stream

Price:



Lupus Main Stream Model

77 Main Stream Model

ROD SPEC Lure: 4-25g Line: 6-20lb Class

- Length: 2315mm(CL:1175mm)
- Weight: 126g
- Guide:TZ Titanium frame K Guide+Top Guide:Flange Ring Guide(Fuji)
- Section:2pcs (Spigot Ferrule)
- Reel seat :Original Wood grain sheet



[Grip a.325mm | b.420mm] Spinning Model

Field: Main stream

Price:



This is light class rod for Cherry Salmon. This will be matched to fish on main stream not only Cherry Salmon but also to large Yamame or Rainbow trout larger than 60cm, even good for land locked cherry salmon. This have been loaded more flexibility than other model so there will be less chance of hooking off. We believe that this is excellent light class rod to sense small bite and full of potential of this rod will be taken out when tough situation that angler have to concentrate on contact from fish which might be able to get only once a day.

81 Main Stream Model

ROD SPEC Lure: 5-28g Line: 8-20lb Class

- Length: 2470mm(CL:1270mm)
- Weight: 129g
- Guide:TZ Titanium frame K Guide+Top Guide:Flange Ring Guide(Fuji)
- Section:2pcs (Spigot Ferrule)
- Reel seat :Original Wood grain sheet



[Grip a.330mm | b.425mm] Spinning Model

Field: Main stream

Price:



81 is good to be used with every kinds of minnows or sinking pencil and remarkable characteristic of it is sensitive tip section with superb sharpness which is enable anglers to manipulate lure at their own will and set hook on easily even lure is in the rapid current. These have been loaded high versatility which is enable angler to use plugs or spoons for Cherry Salmon with amazing cast feeling.

86M Monster Cherry Main Stream Model

ROD SPEC Lure: 8-30g Line: 10-24lb Class

- Length: 2610mm(CL:1340mm)
- Weight: 140g
- Guide:TZ Titanium frame K Guide+Top Guide:Flange Ring Guide(Fuji)
- Section:2pcs (Spigot Ferrule)
- Reel seat :Original Wood grain sheet



[Grip a.350mm | b.445mm] Spinning Model

Field: Main stream

Price:



86 Monster Cherry will suit to the monster hunter who is aiming at trophy fish over 70cm. Compared to other 3 models, this 86 Monster Cherry have been loaded huge power on it. It have gotten more than enough butt power to fight against monster fish without losing sharpness to cast rhythmically, sensitivity to manipulate lure delicately. We can proudly say that this would be flagship model of Lupus series. We have built this up with the knowledge and experiences that have been cultivated from fishing for big one in saltwater so that this is more than enough to be called Monster Cherry for sure.



Lupus 51



Lupus 51

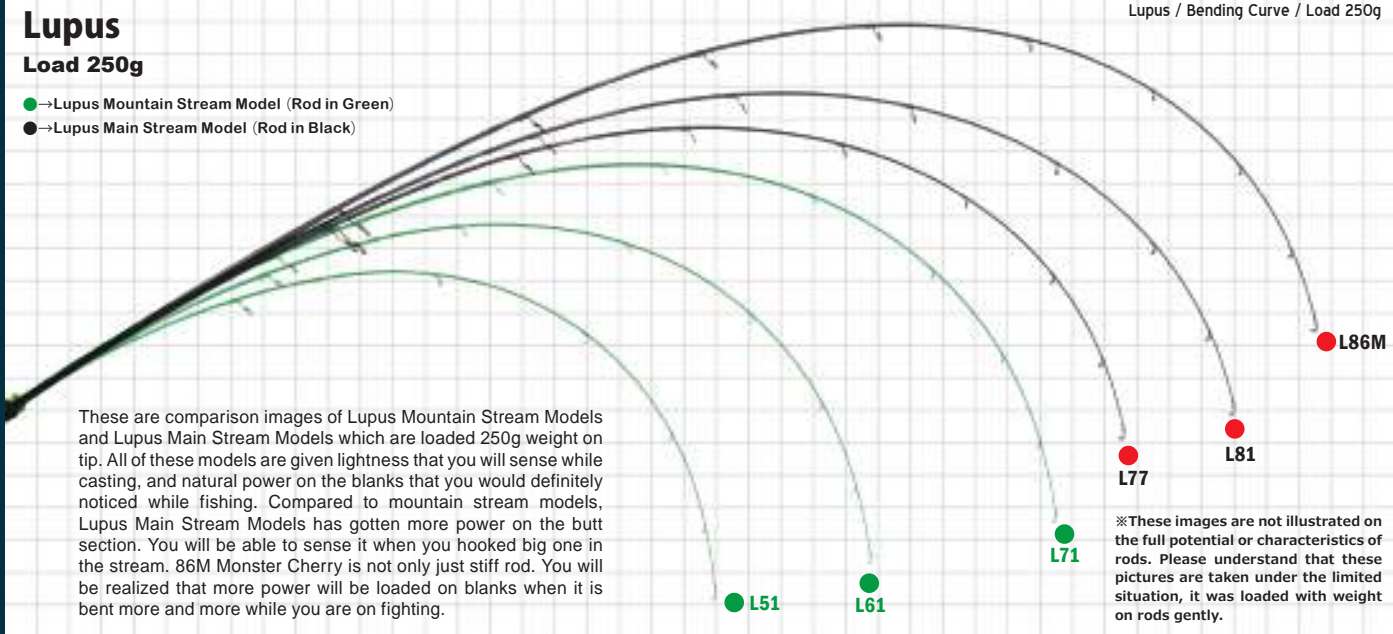


Lupus 51

Lupus

Load 250g

- Lupus Mountain Stream Model (Rod in Green)
- Lupus Main Stream Model (Rod in Black)



ENNE for Salt Water

Type-C01 / 8'11" 8WT

Target : Seabass/Bonefish/Permit/Striped bass

Type-D01 / 8'11" 9WT

Target : Seabass/Dolphinefish/Bonefish/Permit

Type-E01 / 8'11" 10WT

Target : Dolphinefish/Large Bonefish/Large Permit/Small Tarpon

Type-G01 / 8'11" 12WT

Target : Tarpon/GT/Sailfish

Action : FAST

LINN for Stream of Japan

8'1" 3WT

8'1" 4WT

7'7" 3WT (On developing)

7'7" 4WT (On developing)

Action : MEDIUM-SLOW

ZINN for Trout

8'11" 5WT

8'11" 4WT (On developing)

8'11" 6WT (On developing)

Action : MEDIUM-FAST

YAMAGA Blanks INTERNATIONAL



FWP-90H for Flesh water Predator

ROD SPEC Lure: 20-100g Line: MAX PE 3

- Length: 2670mm(CL:1415mm) Weight: 208g
- Guide: SiC-S Stainless frame K guide(Fuji)
- Section:2pcs (Put over Ferrule) Reel seat: DPS18 (Fuji)
- Suitable reel size D:#3000~4000 / S:#4000~5000

This versatile model is specially designed for big fresh water predators like pike, hucho, catfish etc. Powerful, light and precise. During testing in the European area, we have focused on the guide diameter that it could be used without stress even in extremely cold areas where the guide would be frozen. Also it has enough power to cast big lures up to 100g, but in the other way sensitive enough to fish with small and light lures around 20g. When you require to cast long distance with big lures, specially on wide rivers targeting big hucho, with this rod it is not a problem anymore. FWP-90H has been designed to cast big jig heads, minnows from 10 to 20cm or heavy sponge lures for hucho.



EARLY103MLTD for Surf

ROD SPEC Lure: 8~42g Line: PE 0.8~1.5

- Length: 3150mm(CL:1610mm) Weight: 176g
- Guide: SiC-S Titanium flame K Guide(Fuji)+Butt Guide: RV Guide (Fuji)
- Section:2pcs (Put over Ferrule) Reel seat: VSS17 (Fuji)
- Suitable reel size D:LT4000C~5000C / S:4000~C5000

This is a limited model especially tuned with the highest-grade components to bring out the true potential of the EARLY 103 blank built for surf casting. In order to reduce the weight of the tip, we have changed the guides from SiC-S stainless steel K guides to SiC-S titanium frame. In addition, the butt guide has also been changed to the RV guide which will drastically reduce the flickering of the tip and will smoothly exert line. These upgrades will truly be of advantage to you in the vast surf game to cast further with heightened sensitivity.



EARLY109MMHLTD for Surf

ROD SPEC Lure: 8~50g Line: PE 1~2

- Length: 3295mm (CL:1690mm) Weight: 190g
- Guide: SiC-S Titanium flame K Guide(Fuji)+Butt Guide: RV Guide (Fuji)
- Section:2pcs (Put over Ferrule) Reel seat: VSS17 (Fuji)
- Suitable reel size D:LT4000C~5000C / S:4000~C5000

This is a limited edition of the EARLY 109MMH with the upgrades in guides, like the 103M limited, and customized the grip from a straight style to a separate grip. Compared to the standard model, the rebalanced limited edition will enable anglers to cast farther with less effort allowing for you to fish all day long without any stress. The outstanding castability of the standard model has been refined to cast farther, easier and with more accuracy.



EARLY105MH LTD for Surf

ROD SPEC Lure: 10-50g Line: PE 1~2

- Length: 3180mm (CL:1630mm) Weight: 192g
- Guide: SiC-S Titanium flame K Guide(Fuji)+Butt Guide: RV Guide (Fuji)
- Section:2pcs (Put over Ferrule) Reel seat: VSS17 (Fuji)
- Suitable reel size D:LT4000C~5000C / S:4000~C5000

All 3 models in the EARLY limited edition have been built up of the same blank as the standard models, however the tuning of the components have drastically solidified the experience and potential of the original blank. This 105MH Limited edition is no exception with the honing of its sensitivity and technical controllability of heavy lures. We present this rod to those hard-core anglers out there who are in pursuit of the true essence of the intricate surf game.



BlueCurrent 57 JH TZ/NANO PROFESSOR

Price:



ROD SPEC Lure: JH ~5g Line: PE ~0.4 / NY・FC 1~3lb

- Length: 1715mm(CL:875mm) Weight: 58g
- Guide: TORZITE titanium frame K Guide (Fuji)
- Section: 2pcs (Spigot Ferrule) Reel seat: VSS16(Fuji)
- Suitable reel size D:LT1000~2000 / S:1000~C2000

The 57JH is especially designed to utilize light weight jig-head rigs with outstanding castability, control and sensitivity. The sharp blank will surely assist anglers for close range targets which are reluctant to bite. The blank is not only sensitive and flexible but the butt section is also powerful enough to withstand any unexpected encounters. Its not just a rod to target small species, but an aggressive ultra light class rod.



BlueCurrent 66 JH TZ/NANO PROFESSOR

Price:



ROD SPEC Lure: JH 0.2~6g Line: PE ~0.4 / NY・FC 1~3lb

- Length: 1990mm(CL:1020mm) Weight: 63g
- Guide: TORZITE titanium frame K Guide (Fuji)
- Section: 2pcs (Spigot Ferrule) Reel seat: VSS16(Fuji)
- Suitable reel size D:LT1000~2000 / S:1000~C2000

The 66JH is a specialized model for use with jig-head rigs with sharp and hyper sensitive characteristics. Although it is flexible, the blank possesses a sharp casting feel and will enable anglers to easily control the light jig-heads. This sharpness will also assist you to cast with pinpoint accuracy and transmit the subtle information of currents and water pressure through the blank. It is an ideal choice for light gamers who prefer a more aggressive approach. We are confident that the sharpness in the blank will bring out the best in your abilities.



BlueCurrent 70 Plug TZ/NANO PROFESSOR

Price:



ROD SPEC Lure: Plug Max 7.8g / ComfortWeight 1.6~4.5g Line: PE 0.2~0.4

- Length: 2140mm (CL:1090mm) Weight: 67g
- Guide: TORZITE titanium frame K Guide (Fuji)
- Section: 2pcs (Spigot Ferrule) Reel seat: VSS16(Fuji)
- Suitable reel size D:LT2000 / S:2000~C2500

The 70Plug is a plugging model to target Japanese Horse Mackerel and Japanese rock fish with hard bodied lures. It is suitable for use with surface type plugs which are effective when the fish are feeding on Krill and the controllability of super small top water lures are exceptional. The response of the blank is also outstanding for twitching small minnows and the flexibility will drastically reduce miss-bites from your target. In addition, anglers will be able to cast lures weighing up to 7.8g for sinking pencil type lures when searching the vast surf for your targets.



BlueCurrent 73 All-Range TZ/NANO PROFESSOR

Price:



ROD SPEC Lure: 0.5-12g Line: PE 0.2~0.6

- Length: 2225mm (CL:1135mm) Weight: 73g
- Guide: TORZITE titanium frame K Guide (Fuji)
- Section: 2pcs (Spigot Ferrule) Reel seat: VSS16(Fuji)
- Suitable reel size D:LT2000~2500C / S:2000~2500

The 73All-Range is a light~middle class versatile rod able to handle various species around the world utilizing various fishing methods. By shortening and sharpening the 85TZ/NANO All-Range, this has allowed for a more technical approach. The enhanced response and controllability of the rod has enabled easier use of jig-heads, various rigs, hard bodied lures and even small egi (squid jigs). We hope you have a chance to take hold of this sharp and highly resilient blank in the field.



BlueCurrent 70 TZ Trippers

Price:



ROD SPEC Lure: ~12g Line: PE 0.3~0.8

- Length: 2145mm (CL:560mm) Weight: 72g
- Guide: TORZITE titanium frame K Guide (Fuji)
- Section: 2pcs (Spigot Ferrule) Reel seat: VSS16(Fuji)
- Suitable reel size D:LT1000~2000 / S:C2000~2500

This is a 4 piece light game model for travelling anglers around the world. You will be able to experience first handedly Yamaga Blanks state of the art designs in this pack-rod which possesses a strong butt section yet allowing the whole rod to smoothly bend. Although the rod may feel stiff, the flexibility of the blank creates a beautiful bending curve and is suitable for not only salt-water species but also trout and even large mouth bass in fresh-water environments. Its ability to handle a wide array of lures will open up new doors for your overseas fishing trips.



BlueCurrent 60 Junior

Price:



ROD SPEC Lure: ~7g Line: PE 0.3~0.8

- Length: 1830mm (CL:940mm) Weight: 62g
- Guide: Alconite Stainless frame K Guide(Fuji)
- Section: 2pcs (Put over Ferrule) Reel seat: IPS16 (Fuji)
- Suitable reel size D:LT1000 / S:1000(C2000)

This is the BlueCurrent series kids model. We have enhanced the strength of the blank and it is absolutely value for money. We can strongly recommend this rod for fishing enthusiasts and kids who are not bound to one type of fishing style but those who can enjoy not only the lure game but also utilize bait for when the fishing is slow. If you are not so particular about the style of fishing, then just throw some lures and other rigs in your tackle box and simply head to sea. We are confident that you will find the child within yourself.



※The type of each model icon conforms to the product page of Early・Blue Current.

2021 YAMAGA BLANKS ORIGINAL GOODS

NEW 2021 YB T-shirt
Price:
Chest pocket
Size: M/L/XL Cotton100% (5.6oz)



YB Original logo T-shirt for Boys & Girls
Price:
Child size: 130cm/150cm Cotton100% (5.6oz)



YB Dry zip hoodie Price:



YB Flat visor cap Price:



YB SUMMER MESH CAP Price:



Nanowing® (water repellent fabric) is used (Cotton100%)

NEW 2021 YB Long sleeve t-shirt
Price:
Size: M/L/XL Cotton100% (5.6oz)



YAMAGA Blanks x Stream Trail

NEW YB Waterproof gear tote
Price:

Material: Tarpaulin, Polyester
capacity: 94L
size:
W62cm×H46cm×D33cm
(Handle・flapNot included)
■Product Specifications
model: StreamTrail Mero-0
Function:
Can be hung on the shoulder/With handle
/Waterproof sealing process/Can be washed with water
Waterproof (level 2) ※It is not waterproof product.

size: M/L/XL



YB tote bag Price:
capacity: 10L
size:
W36×H37×D11
Cotton100%

NEW YB Light weight Dry zip hoodie
Price:



Material: Polyester100%
UVcut (SPF20) With function
Light weight full zip hoodie

YB Flat visor mesh cap
Price:



YB Work Cap Price:



Navy YB Logo (Embroidered in White)
Black YB Logo (Embroidered in White)
Breathatec® from TORAY which is waterproof-breathable material have been chosen to keep you dry and comfortable.

YB Original Low Profile Cap
Price:



Shape: Low Profile type
Nanowing® (water repellent fabric) is used (Cotton100%)

YB Original Dry Polo-Shirt
Price:
Size: M/L/XL Polyester100%



BLC III t-shirt
Price:
Size: M/L/XL
Cotton100%



Color Navy only



NEW YB Zoom Shaft Price:
Telescopic type / 8pcs weight: 310g
Deployment length: 2900mm Closed size: 455mm

It is a telescopic type landing shaft that originated YAMAGA Blanks. Although it is compact in size, moderate stiffness and strength, and can be used widely from light games to sea bass.

NEW YB Shoulder Belt Price:
It is a shoulder hang belt, that is able to conveniently transport the YB zoom shaft and rods.
Also, we have added D-ring on shoulder pad, you can equip the poach.

NEW YB Landing Handle
Price:
Body made of carbon
Surface rubber processing
Screw standard: W 1/2
length: 275mm
weight: 144g

It is a carbon handle ideal as for the landing net of seabass wading games. Also, if you set a gaff, you able to use it as a hand gaff in situations such as rocky shore and boats.

YB Self-inflating Life Jacket

Neck over type
Size: Free
Color: Black
Price:



Pouch type
Size: Free
Color: Black
Price:

NEW YB Landing Handle・Stay
Price:



Material: Stainless (SUS316L)
Size: W20mm×H44mm×D165mm
weight: 58g
It is a "Stay" which can be attached to the YB landing handle. Useful when you are wading.

Rod Belt
Color: Black
Material: Neoprene & Piece of Velcro



S 26mm×190mm 1set:2pcs Price:
L 40mm×350mm 1set:2pcs Price:
LL 99mm×500mm 1set:1pc Price:
LL 99mm×500mm 1set:2pcs Price:

PG Rod Belt
Power grip with Neoprene Rod belt



This is Rod belt that Antiskid rubber have been sewn on part of it. You can use it as rod belt ordinarily situation, and if the joint was fixed too tight, please grab and twist with antiskid rubber to separate them. Incredible power of grip will help you to separate them in each piece safely.
If the rod got wet, the performance of antiskid will not be decreased. Please take one of them to next fishing trip for just in case.

L 40mm×350mm 1set:2pcs
Price:
LL 99mm×500mm 1set:1pcs
Price:

YB ORIGINAL POUCH
Price:
Size: W:90mm
H:145mm
D:50mm
Material: Polyester
(Lining: Nylon)
Carabiner and strap with it to attach your life vest or belt.
Water stop double zipper
※It is not waterproof product.



Embroidery Emblem
(Iron ons type) Price:



Fish logo sticker

7 Type Price:
Color: White (Cut out letter)
Size: 170mm×70mm

※Please note that design of Fish logo sticker might be changed without notice.



Ballistick / SeaBass



BlueCurrent / Horse mackerel



Mebius / Squid



Calista / Squid



SeaWalk / Snapper



BlueSniper / KingFish

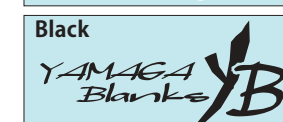
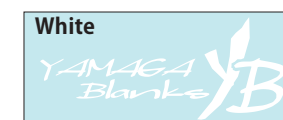


BlueSniper / Tuna

Cutting Sticker

Size: 309 mm × 127 mm

4 Colors Price:

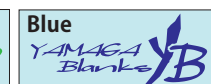


YB Cutting Sticker Special Color

2Colors Price:
Size: 182 mm × 76 mm

Cutting Sticker (Mini) 5Colors Price:

Size: 170 mm × 70 mm



EARLY / All Casting Category Spec

P	Item	Price	JAN CODE	Se c	Re el	Lt [mm]	CL-Lt [mm]	Wt [g]	Lure	Line	Guide	Reel Seat	Lock nut	Joint	Drag Max	Carbon (%)	Tip [mm]	Butt [mm]	Position [mm]	Suitable reel size
8	NEW 99ML for Surf		4560395518529	2	S	2980	1525	155	7 ~ 35g	PE 0.8 ~ 1.5	SiC-S/ST/K	VSS16	U	Put over	--	95.1	1.8	12.7	540	D:L74000C ~ 5000C / S:4000 ~ 5000
8	NEW 105MMH/B for Surf		4560395518536	2	B	3175	1625	189	15 ~ 50g	PE 1.5 ~ 2.5	SiC-S/ST/K	ACS17	D	Put over	--	94.3	1.9	15.3	585	--
8	103M for Surf		4560395517089	2	S	3150	1610	174	8 ~ 42g	PE 0.8 ~ 1.5	SiC-S/ST/K	DPS18	U	Put over	--	94.2	1.7	14.1	555	D:L74000C~5000C / S:4000~C5000
8	109MMH for Surf		4560395517096	2	S	3295	1690	195	8 ~ 50g	PE 1 ~ 2	SiC-S/ST/K	DPS18	U	Put over	--	95.6	2.1	16.3	565	D:L74000C~5000C / S:4000~C5000
8	105MH for Surf		4560395517102	2	S	3180	1630	192	10 ~ 50g	PE 1 ~ 2	SiC-S/ST/K	DPS18	U	Put over	--	95.9	1.8	14.8	570	D:L74000C~5000C / S:4000~C5000
10	NEW 86MH for Rock		4560395518543	2	S	2590	1325	123	7 ~ 40g	PE 1 ~ 2	SiC-S/ST/K	VSS16	U	Put over	--	91.2	1.9	11.7	500	D:L73000~4000C / S:C3000~4000
10	NEW 104H for Rock		4560395518550	2	S	3160	1615	205	15 ~ 60g	PE 1 ~ 3	SiC-S/ST/K	DPS18	U	Put over	--	94.0	2.2	14.4	555	D:L74000C~6000 / S:4000~C5000H
10	NEW 93MH/B for Rock		4560395518567	2	B	2815	1445	149	10 ~ 50g	PE 1.2~2.5 / FC 12~20lb	SiC-S/ST/K	ACS17	D	Put over	--	93.5	2.0	13.0	535	--
10	NEW 93M for Seabass		4560395518598	2	S	2819	1445	147	7 ~ 35g	PE 0.8 ~ 1.5	SiC-S/ST/K	VSS16	U	Put over	--	94.9	2.0	12.7	525	D:L73000 ~ 4000C / S:3000 ~ 4000
10	NEW 97MMH for Seabass		4560395518604	2	S	2925	1500	156	8 ~ 42g	PE 1 ~ 2	SiC-S/ST/K	VSS16	U	Put over	--	94.9	1.8	12.9	525	D:L74000C~5000C / S:4000~C5000

Ballistick / Seabass Category Spec

15	86M TZ NANO		4560395515207	2	S	2605	1330	122	6 ~ 32g	PE 0.8 ~ 1.5	TZ/Ti/K※	VSS16	U	Spigot	--	99.8	1.6	10.5	475	D:L73000C ~ 4000C / S:C3000 ~ 4000
15	94M TZ NANO		4560395515214	2	S	2850	1455	143	6 ~ 35g	PE 0.8 ~ 1.5	TZ/Ti/K※	VSS16	U	Spigot	--	99.8	1.8	11.7	480	D:L73000C ~ 4000C / S:C3000 ~ 4000
15	96MMH TZ NANO		4560395515221	2	S	2910	1485	151	8 ~ 38g	PE 1 ~ 2	TZ/Ti/K※	VSS17	U	Spigot	--	99.8	2.0	12.2	495	D:L73000~5000C / S:4000~C5000
15	102MH TZ NANO		4560395515238	2	S	3110	1590	177	8 ~ 42g	PE 1 ~ 2	TZ/Ti/K※	VSS17	U	Spigot	--	99.8	2.3	15.0	510	D:L74000C~5000C / S:4000~C5000
15	810ML RC NANO		4560395516112	2	B	2695	1375	134	7 ~ 32g	PE 0.8 ~ 1.5	SiC-S/Ti/K	ACS16	D	Spigot	--	99.8	2.0	11.1	485	--
15	93M NANO		4560395515122	2	B	2830	1445	159	8 ~ 42g	PE 1 ~ 2	SiC-S/Ti/K	ACS17	D	Spigot	--	99.8	2.4	13.0	505	--
15	103MH NANO		4560395516129	2	B	3135	1600	191	10 ~ 45g	PE 1.5 ~ 2.5	SiC-S/Ti/K	ACS17	D	Spigot	--	99.8	2.1	14.8	555	--
15	HIRA 107M TZ NANO		4560395516143	2	S	3230	1650	196	7 ~ 40g	Max PE 1.5	TZ/Ti/K※	DPS18	U	Spigot	--	99.6	2.2	16.6	585	D:L74000C~5000C / S:4000~C5000
15	HIRA 107MH TZ NANO		4560395515245	2	S	3230	1650	198	7 ~ 45g	Max PE 2	TZ/Ti/K※	DPS18	U	Spigot	--	99.7	2.0	15.4	755	D:L74000C~5000C / S:4000~C5000
15	HIRA 11MH TZ NANO		4560395515252	2	S	3360	1720	228	8 ~ 50g	Max PE 2.5	TZ/Ti/K※	DPS18	U	Spigot	--	99.8	2.4	16.9	680	D:L76000 / S:C5000

BlueSniper / Shore Casting & Jigging Category Spec

18	103L PlugSpecial		4560395517423	2	S	3135	1600	240	Jig ~40g / Plug ~15~40g	Max PE 2	SiC-S/ST/K	DPS18	U	Spigot	4kg/45°	99.6	2.1	14.8	660	D:3500~4000 / S:4000 ~ 6000
18	96ML		4560395515986	2	S	2935	1500	223	Jig ~60g / Plug ~40g	Max PE 2	SiC-S/ST/K	DPS18	U	Spigot	3kg/45°	99.8	2.5	14.5	660	D:3000 ~ 3500 / S:4000 ~ 6000
18	100M		4560395515993	2	S	3070	1570	245	Jig ~80g / Plug ~50g	Max PE 3	SiC-S/ST/K	DPS18	U	Spigot	4.5kg/45°	99.8	2.6	16.4	660	D:4000 / S:6000 ~ 8000
18	97MMH		4560395516006	2	S	2950	1515	296	Jig ~100g / Plug ~60g	Max PE 4	SiC-S/ST/K+OC	DPS20	U	Spigot	6kg/45°	99.8	2.9	16.1	740	D:4000 ~ 4500 / S:6000 ~ 8000
18	100MH		4560395516013	2	S	3070	1575	307	Jig ~120g / Plug ~80g	Max PE 4	OC	DPS20	U	Spigot	6kg/45°	99.8	3.3	16.8	740	D:8000 / S: D:6000 ~ 10000
18	106H PlugSpecial		4560395516037	2	S	3215	1650	325	Jig ~130g / Plug ~100g	Max PE 5	OC	DPS20	U	Putover	8kg/45°	99.6	2.9	17.6	740	D:8000 ~ 14000 / S:8000 ~ 14000
18	910H		4560395516020	2	S	3030	1550	326	Jig ~150g / Plug ~120g	Max PE 5	OC	DPS20	U	Spigot	8kg/45°	99.8	3.0	17.0	740	D:10000 ~ 14000 / S:8000 ~ 14000

BlueCurrent TZ/NANO / Light Game Category Spec

21	NEW 610Plug Quickness		4560395518642	2	S	2100	1075	64	Plug 1.5~6g / JH 0.5~5g	PE 0.1 ~ 0.4	TZ/Ti/K	VSS16	D	Put over	--	99.8	1.3	8.0	355	D:L71000 ~ 2000 / S:1000~C2000
21	NEW 73Plug Seamless		4560395518659	2	S	2220	1135	67	Plug 1.5~6g / JH 0.3~5g	PE 0.1 ~ 0.4	TZ/Ti/K	VSS16	D	Put over	--	99.8	1.3	8.9	360	D:L71000 ~ 2000 / S:1000~C2000
22	62TZ NANO JH Special		4560395515955	2	S	1880	965	53	JH ~3g	NY · FC 1 ~ 3lb	TZ/Ti/K	VSS16	D	Put over	--	99.8	1.4	6.9	290	D:L71000 ~ 2000 / S:1000~C2000
22	67/TZ NANO JH Special		4560395517232	2	S	2020	1035	61	JH ~ 5g / Plug ~ 3.5g	PE ~0.4 / NY · FC 1~3lb	TZ/Ti/K	VSS16	D	Put over	--	99.8	1.3	7.9	340	D:L71000 ~ 2000 / S:1000~C2000
22	71/TZ NANO JH Special		4560395517249	2	S	2175	1115	63	JH 0.3~5g/Rig ~7g/Plug 1.6~4.5g	PE ~0.4 / NY · FC 1~4lb	TZ/Ti/K	VSS16	D	Put over	--	99.7	1.4	8.7	343	D:L71000 ~ 2000 / S:1000~C2000
22	72TZ NANO Jig Special		4560395513913	2	S	2185	1125	70	Jig 1.5 ~ 15g	PE 0.3 ~ 0.8	TZ/Ti/K	VSS16	D	Put over	--	99.3	1.5	9.8	350	D:L72000 ~ 2500C / S:2000~C2500
22	77TZ NANO Stream Special		4560395513920	2	S	2310	1190	74	Plug 2~9g / Rig 1.5~13g	PE 0.3 ~ 0.8	TZ/Ti/K	VSS16	D	Put over	--	99.3	1.6	10.4	370	D:L72000 ~ 2500C / S:2000~C2500
22	83/TZ NANO Flex		4560395517256	2	S	2520	1290	73	JH 0.8~5g/Rig 1.8~10.5g/Plug 1.5~8g	PE 0.2 ~ 0.6	TZ/Ti/K	VSS16	D	Put over	--	99.8	1.4	10.4	407	D:L72000 ~ 2500C / S:2000~C2500
22	85TZ NANO All Range		4560395515276	2	S	2570	1315	80	3 ~ 21g	PE 0.4 ~ 1	TZ/Ti/K	VSS16	D	Put over	--	99.7	1.6	11.2	395	D:L72000 ~ 2500 / S:2000~2500
22	93/TZ NANO All Range		4560395517263	2	S	2825	1440	90	3 ~ 21g	PE 0.4 ~ 1	TZ/Ti/K	VSS16	D	Put over	--	99.7	1.6	12.7	420	D:L72500C ~ 2500 / S:2500~C3000

BlueCurrent III / Light Game Category Spec

24	Ⅲ53		4560395517782	2	S	1610	835	53	MAX 4.5g※	PE 0.06~0.3/NY · FC 1~3lb	SiC-S/ST/K	VSS16	D	Put over	--	91.3	1.3	6.9	240	D:L71000 ~ 2000 / S:500~C2000
24	Ⅲ510		4560395517805	2	S	1775	915	56	MAX 4.5g※	PE 0.06~0.3/NY · FC 1~3lb	SiC-S/ST/K	VSS16	D	Put over	--	91.5	1.3	7.2	295	D:L71000 ~ 2000 / S:500~C2000
24	Ⅲ63		4560395517812	2	S	1910	985	59	MAX 5g※	PE 0.06~0.3/NY · FC 1~3lb	SiC-S/ST/K	VSS16	D	Put over	--	91.6	1.3	7.7	300	D:L71000 ~ 2000 / S:500~C2000
24	Ⅲ69		4560395517829	2	S	2070	1065	66	MAX 7g※	PE 0.08~0.4/NY · FC 1~4lb	SiC-S/ST/K	VSS16	D	Put over	--	91.6	1.3	8.2	350	D:L71000 ~ 2000 / S:1000~C2000
24	Ⅲ74		4560395517843	2	S	2235	1145	71	MAX 10g※	PE 0.1~0.5/NY · FC 1~5lb	SiC-S/ST/K	VSS16	D	Put over	--	92.1	1.3	9.5	360	D:L71000 ~ 2500C / S:1000~2500
24	Ⅲ76 Stream		4560395517935	2	S	2290	1175	81	MAX 12g※	PE 0.3 ~ 0.8	SiC-S/ST/K	VSS16	D	Put over	--	96.4	1.5	9.7	360	D:L72000 ~ 2500C / S:2000~2500
24	Ⅲ711		4560395517850	2	S	2425	1245	81	MAX 11g※	PE 0.2 ~ 0.6	SiC-S/ST/K	VSS16	D	Put over	--	91.6	1.4	9.9	380	D:L71000 ~ 2500C / S:1000~2500
24	Ⅲ82		4560395517867	2	S	2495	1280	83	MAX 20g※	PE 0.3 ~ 0.8	SiC-S/ST/K	VSS16	D	Put over	--	90.5	1.4	11.2	405	D:L72000 ~ 2500C / S:2000~2500
26	Ⅲ53B		4560395517799	2	B	1610	835	67	MAX 4.5g※	PE 0.3~0.5/NY · FC 3~5lb	SiC-S/ST/K※	PMTS17	D	Put over	--	91.3	1.3	6.5	320	Overhead reel for finesse game
26	Ⅲ69B		4560395517836	2	B	2070	1065	77	MAX 7g※	PE 0.3~0.6/NY · FC 3~6lb	SiC-S/ST/K※	PMTS17	D	Put over	--	91.6	1.3	8.0	380	Overhead reel for finesse game
26	Ⅲ82B		4560395517874	2	B	2495	1280	93	MAX 20g※	PE0.4~0.8/NY · FC4~10lb	SiC-S/ST/K	PMTS17	D	Put over	--	90.5	1.4	10.8	445	Overhead reel for finesse game

Calista / Eging Category Spec

30	86L TZ NANO		4560395515016	2	S	2582	1325	93	Egi 2.5 ~ 3.5	PE 0.4 ~ 0.8	TZ/Ti/K※	VSS16	D	Spigot	--	99.8	1.6	10.2	410	D:L72500 / S:C3000
30	82ML TZ NANO		4560395515023	2	S	2500	1285	95	Egi 2.5 ~ 3.5	PE 0.5 ~ 1	TZ/Ti/K※	VSS16	D	Spigot	--	99.8	1.7	10.8	415	D:L72500~3000C / S:C3000
30	89ML TZ NANO		4560395515047	2	S	2672	1365	100	Egi 2.5 ~ 3.5	PE 0.5 ~ 1	TZ/Ti/K※	VSS16	D	Spigot	--	99.8	1.8	11.7	425	D:L72500~3000C / S:C3000
30	710M TZ NANO		4560395515368	2	S	2395	1225	100	Egi 2.5 ~ 4.0	PE 0.6 ~ 1	TZ/Ti/K※	VSS16	D	Spigot	--	99.8	1.8	11.1	420	D:L72500~3000C / S:C3000
30	82M TZ NANO		4560395516525	2	S	2485	1280	98	Egi 2.5 ~ 4.0	PE 0.6 ~ 1	TZ/Ti/K※	VSS16	D	Spigot	--	99.8	1.8	11.5	420	D:L72500~3000C / S:C3000
30	86M TZ NANO		4560395515030	2	S	2575	1325	99	Egi 2.5 ~ 4.0	PE 0.6 ~ 1	TZ/Ti/K※	VSS16	D	Spigot	--	99.8	1.8	12.1	425	D:L72500~3000C / S:C3000

Mebius / Eging Category Spec

32	710L		4560395516549	2	S	2390	1225	84	Egi 1.8 ~ 3.5(~ 21g)	PE 0.3 ~ 0.6	SiC-S/ST/K	VSS16	D	Put over	--	96.4	1.5	9.3	385	D:L72500 / S:2500~C3000
32	88L		4560395516556	2	S	2645	1350	93	Egi 2.5 ~ 3.5(~ 21g)	PE 0.4 ~ 0.8	SiC-S/ST/K	VSS16	D	Put over	--	96.5	1.5	10.3	405	D:L72500 / S:C3000
32	85ML		4560395516563	2	S	2555	1305	93	Egi 2.5 ~ 3.5(~ 24g)	PE 0.5 ~ 0.8	SiC-S/ST/K	VSS16	D	Put over	--	96.5	1.6	10.9	415	D:L72500~3000C / S:C3000
32	79M		4560395516570	2	S	2365	1210	89	Egi 2.5 ~ 4.0(~ 28g)	PE 0.5 ~ 1	SiC-S/ST/K	VSS16	D	Put over	--	96.5	1.7	10.4	470	D:L72500~3000C / S:C3000
32	86M		4560395516587	2	S	2595	1325	98	Egi 2.5 ~ 4.0(~ 30g)	PE 0.5 ~ 1	SiC-S/ST/K	VSS16	D	Put over	--	96.6	1.7	11.7	420	D:L72500~3000C / S:C3000
32	83MH		4560395516594	2	S	2515	1285	98	Egi 3.0 ~ 4.5(~ 35g)	PE 0.6 ~ 1.2	SiC-S/ST/K	VSS16	D	Put over	--	96.6	1.8	12.0	415	D:L3000C / S:C3000



Support / After Service

Precautions for use

- Do not cast with tangled line or line trouble in the reel. This may cause the rod to break. Furthermore, if you miss or forget to put the line through a guide, this may result in damage or breakage of your rod.
- If you continue to reel in your rig (lure, popper, jig etc) after it has reached the top guide, this will cause the rod to break.
- If you force the joint section of the rod when joining together, this will cause cracking or splitting of the joints.
- If you use the rod while the joint section is still loose, this may cause breakage.
- If the joint section is stuck together, use a rubber sheet for added grip while twisting away from each other.
- Beware of power cables, overhead power lines or phone lines. The material (carbon) will easily pass through electricity causing serious injury or death.
- If you hear or see lightning approaching while in use, pack the rod away or stay away from the rod. Lightning may strike causing serious injury or death.

Maintenance and storage

- Wash rod with running water to rid of any filth and salt. Then wipe off any excess water.
- If you store your rod without wiping off excess water, this may cause blisters on the blank. Storage in well ventilated area as with no high temperature.
- Please do not leave the rod in your vehicle for long durations in summer. This will cause blisters and warping of the blank.

Contents in this catalog

- Include accurate specifications of rods, written in accordance with the regulations set by the Japanese National Fishing Rod Fair Trade Conference.
- Prices and specifications listed on this catalog may be altered without notice.
- The colors presented in the pictures may differ from the actual color. Furthermore, some products are prototype rods in the developmental stage and may differ when it reaches the final product.

Requesting repairs

- Please be aware that personally modified rods will not be covered by warranty (even if it is within the warranty period).
- If you are requesting for repair, please send in the whole rod (not just the section of the breakage).

Repairing and After service

- Please take or send products which is required repairing to sales outlet. At that moment, please send a whole rod (not only the section of the breakage)
- Please be aware that any rod that was personally modified will not be covered by warranty (even if it is under warranty)
- Any repairing that we have judged as changed/tampered the specification or made to order is unacceptable.

About contents on this catalog

- Specifications might be changed without previous notice.
- Some of images on this catalog are proto type so it might be different from actual products.
- Images on this catalog might be different from actual products depend on condition of printing.



YAMAGA Blanks Web Contents

YAMAGA Blanks Official Web Site

<https://yamaga-blanks.com/>



YAMAGA Blanks Movies

<https://www.youtube.com/user/YAMAGABlanks>



YAMAGA TSURIGU Co.,LTD
YAMAGA Blanks
945 OBARU YAMAGA-CITY
KUMAMOTO-PREF 861-0543 JAPAN
E-Mail: info@yamaga-blanks.com