



<http://yamaga-blanks.com/>

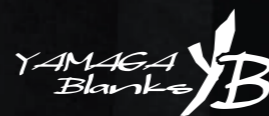
YAMAGA Blanks Made in Japan

Dealer

2019

YAMAGA Blanks PRODUCTS

English version



YAMAGA Blanks 2019 PRODUCTS CATALOG / JAPAN FACTORY

YAMAGA Blanks 2019



Pursue the potentiality of carbon blanks



“What is required for fishing rod?” That what we have been required as fishing rod maker since we have started manufacturing.

The answer depends on each angler. We know that there is no one perfect answer. It also depends on your skills, fields, or physical constitution or else.

Of course, it also depends what sort of fishing are you devote yourself. Although specialized performance as a tackle will be required for each different type of fishing, of course lure fishing have own special properties. We would like to say that it is summarized in line system which is connected fine line and thick leader.

Why do we choose fine line? The reasons why we choose fine line are to cast lure farther than before, to let lure sink faster, to get enough capacity of line and manipulate lure with comfortably. We think that character of each angler will be reflected to method of lure fishing while adjusting drug system and compatibility of lure depends which target you aim at.



We believe that latitude of combination of tackles is core elements for lure fishing. However, if you stick with the basic method, you will be faced marvel of nature and you will be required to exceed it.

YAMAGA Blanks have been pursuing to build fishing rod that will not take your latitude away. Although we have categorized our products as each target and method, we have been trying to load potential of versatility and latitude to let them go beyond the limit.



And we believe that performance of blanks make it come true. Ease of casting, manipulating, lightness and toughness... We think that those element all depends potential of blanks and we believe that potential of carbon blanks is limitless.

We believe in potentiality of carbon blanks and anglers. That is why we put our back into manufacturing fishing rod at our own factory while honing our skills and techniques. World of fishing have limitless possibility and it is expanding way faster than our imagination.

We keep pursuing that possibility which cannot be shown exactly to let anglers build own world.


Jigging

Galahad

New Galahad / Galahad TRAVEX / Galahad For Electric Reel / Galahad Slow

SeaWalk

SeaWalk Light Jigging / SeaWalk Taijigging / SeaWalk Tairubber



2019 New Galahad

New Galahad series is released in spring 2019. Jigging rod is required to be fit and adjusted to each of water, method and target of the world. And we believe that performance of blanks gives huge influence to the game of jigging.

How do we let heavy jig move in deep water effectively, how do you image what is happening in deep water without view, and how do you keep your initiative when bigger fish than you have expected is on? Those elements mostly depend on characteristics and performance of blank itself.

As a manufacturer of fishing rod, we are of course trying our best to acquire those three elements to create extraordinary jigging rod.

We have designed new Galahad as jigging rod that is loaded heightened basic performance.

We wish that you can jerk and fight with jigging rod as like as you have gotten extended arm.

That is what we think the jigging rod supposed to be as one of a fishing tackles.

Jerk jig with sharpness blank and let you adjust various situation and techniques...

These simple factors compose the concept of new Galahad series.

Simple things done well...

We have no doubt that you can feel what that supposed to mean with new Galahad series.





2019 New model

Galahad

New Galahad / Jigging Series / 9 Line up

YAMAGA Blanks rebuild Galahad series as a new generation of jigging rod in 2019.

New Galahad have been designed to adjust modernistic jigging scene with techniques and skills which have been accumulated for a long time period.

There are so many choices of Metal jig recently to be adjusted various situation of various area of water in the world. Jigging anglers of all over the world who faced tough situation very often are required capabilities to accommodate yourself to it.

We have pursued capabilities such as manipulate ability, flexibility of tip section, toughness of butt section for new Galahad series to reflect your skills and techniques easily.

We present you 5 kind of spinning models and 4 kind of overhead models to cover every jigging situations.

622S, 633S and 634S have been loaded flexible tip section to let jig swim naturally and moderate repulsive force on belly and butt section to let jig move rhythmically.

585S and 526S high elasticity to let jig move speedy and aggressively when you jerk vertically.

We have succeeded to load high sensitivity to sense small vital information, ease of manipulation to reduce physical burden and high speed of response to transfer your input power. You can jerk both short and long strokes as you wish easily.

※As a renewal, we have changed notation of the meanings of last digit number on model name. Used to be notated oz class, but now for upper limit of PE line to match the rod for your region.

NEW Galahad 632S Spinning Model

Lure: Jig Max 140g Line: Max PE 2 Drag Max: 3kg
1pc Length: 1915mm Weight: 169g Price:

This is the lightest model of spinning which have high flexibility on tip and belly section. Although it has flexibility and high sensitivity to sense slightly changes of current and reducing the chance of breaking line or hook, once loaded heavily tough butt section keep unexpected huge fish under control. If you focus to input the load on belly section, jig will swim very smoothly without unnatural movement. The potential of 632S will be pulled out when you aim spooky and selective fish on tough situation. Although this is light class as jigging rod, it will never let you lose your initiative.

NEW Galahad 633S Spinning Model

Lure: Jig Max 180g Line: Max PE 3 Drag Max: 4kg
1pc Length: 1915mm Weight: 178g Price:

You can call this 633S all-rounder of inshore jigging model. Sometimes you have to do one pitch jerk on horizontally, combination jerk on vertically with just one stick. 633S work well on various kind of jigging situation as an all-rounder. Thanks to high sensitivity on this blank, you can sense even a small vital information so if the target would not take your jig then you can switch the rhythm of jerking to let them bite. Basically, 633S is power up version of 632S. If you fish with jig around 150g please take 633S or if you use around 120g mainly, 632S is the best choice.

NEW Galahad 634S Spinning Model

Lure: Jig Max 220g Line: Max PE 4 Drag Max: 6kg
1pc Length: 1915mm Weight: 196g Price:

If you face the situation that you are required to move long jig naturally, to input load effectively on deep or rapid area, even on horizontally jigging in windy condition, 634S will cover all of these without any anxious. You will realise that 634S have massive power to fight with kingfish at shallow or rough reef. You can stop the sudden run of kingfish aggressively without losing your initiative. The versatility of 634S enable you to jerk in one pitch or combinational jerk if you necessary to approach with different method. 634S will express your imagination and tactics through this carbon blank.

NEW Galahad 585S Spinning Model

Lure: Jig Max 280g Line: Max PE 5 Drag Max: 8kg
1pc Length: 1745mm Weight: 206g (PROTO) Price:

585S have been designed to control the game of kingfish or amberjack without losing initiative. Short and fine blank of 585S enable you to jerk jig aggressively does not matter the shape of Jig to approach the target. Of course, butt section has enough power to keep giving pressure on fish with PE5. If you wish to fall jig vertically and jerk aggressively to aim huge one at fish bed or rough reef, 585S is the perfect choice for sure.

NEW Galahad 526S Spinning Model

Lure: Jig Max 350g Line: Max PE 6 Drag Max: 12kg
1pc Length: 1585mm Weight: 304g Price:

If you wish to aim great amberjack, large dogtooth tuna around 200m depth of water or huge kingfish feeding on the fish bed, this 526S which is specialized for high pitch jerk will be perfect choice. You can transfer your loading to metal jig with small motion easily thanks to the high modulus design of blank. So, you can jerk very quickly as you wish to even in quite deep water. Although it has toughness and durability to keep unexpected big target under control on butt section, it bends much smoother than you expected. The angler who aim monstrous fish with heavy line and high tension of drug system, do not hesitate to take this 526S.

NEW Galahad 622B Overhead reel Model

Lure: Jig Max 150g Line: Max PE 2 Drag Max: 3kg
1pc Length: 1890mm Weight: 187g Price:

This is the lightest model for overhead reel to be used on near shore with PE line up to 2. You can approach the target with various action as such as natural swimming action focused on tip section, high speed short pitch jerking concentrate on belly and butt section or long fall action to cover various situation thanks to sensitivity and lightness of blank itself. If you wish to aim yellowtail or kingfish delicately with fine line, 622B the one.

NEW Galahad 623B Overhead reel Model

Lure: Jig Max 200g Line: Max PE 3 Drag Max: 4kg
1pc Length: 1890mm Weight: 188g Price:

This 623B is the core model of New Galahad overhead series. If you wish to give metal jig various kind of action as such as one pitch jerk in slow tempo, long fall or high pitch jerk with just one stick, we recommend you to pick this 623B. It has high sensitivity to sense what is happening in the deep water so you will be able to switch the way of approach depends on situations. It have been achieved high standard as overhead jigging tackle to aim yellowtail, kingfish or amberjack technically without any anxious and stress.

NEW Galahad 624B Overhead reel Model

Lure: Jig Max 250g Line: Max PE 4 Drag Max: 6kg
1pc Length: 1890mm Weight: 191g Price:

This 624B is supposed to be chosen by anglers who is pursuing large kingfish or amberjack with PE4. 624B covers various way of approach as such as not only high pitch action thanks to blank which can transfer your loading of power very well but also good at long fall action in slow pitch. The potential of 624B will be shown by anglers especially who fish at deep or rapid area mainly to set hook on the target as you have planned exactly.

NEW Galahad 526B Overhead reel Model

Lure: Jig Max 350g Line: Max PE 6 Drag Max: 12kg
1pc Length: 1585mm Weight: 303g Price:

This is the overhead model as same blank as 526S. It is specialized overhead model to aim large amberjack or dogtooth tuna on water up to 200m depth or heavy and rapid area. Moderate stiffness of this blank will reduce physical burden of angler. The sensitiveness hidden in blank of it will let you sense slightly changes of current and help you to jerk jig delicately. You can hold the rod on the gimbal belt or under your arm while enjoying the bend curve of this 526B. You will be impressed with it for sure.

Galahad 632S Spinning Model



Galahad 633S Spinning Model



Galahad 634S Spinning Model



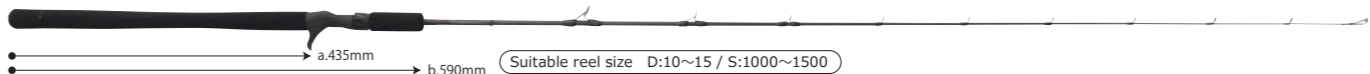
Galahad 585S Spinning Model



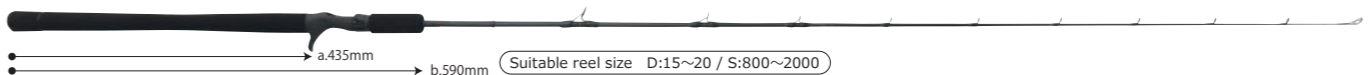
Galahad 526S Spinning Model



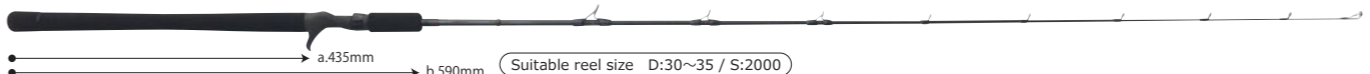
Galahad 622B Overhead reel Model




Galahad 623B Overhead reel Model



Galahad 624B Overhead reel Model



Galahad 526B Overhead reel Model



Guide: [526S・526B] SIC Ocean guide [Rest of All] SIC-S stainless frame K guide(Fuji)
Reel Seat:[Spinnig Model 526S] DPS20 [Spinnig Model Rest of All] DPS18 / [Overhead reel Model-526B] T-DPS20 [Overhead reel Model Rest of All] PLS18(Fuji)

2019 New model

Galahad TRAVEX

Galahad TRAVEX / 2pcs Jigging Series / 3 Line up

We have created 2pics jigging rod Galahad-TRAVEX to achieve high portability while reducing cost of transport.

We have redesigned TRAVEX to increase in functionality as a jigging rod. TRAVEX have been returned to be transferred your power to metal jig directory thanks to high repulsive force hidden in new blanks.

The range of jig weight for these new TRAVEX series become much wider than previous models to cover various situations and target. Also, it will be bent from little farther than previous models, you can give a various kind of action to your metal jig as such as one pitch jerk, high pitch jerk or combination easier than before.

New TRAVEX cover jigging game in near shore, remote island or expedition to overseas with many types of PE line.

※As a renewal, we have changed notation of the meanings of last digit number on model name. Used to be notated oz class, but now for upper limit of PE line to match the rod for your region.

NEW Galahad TRAVEX 593S Spinning Model

Lure: Jig Max 180g Line: Max PE 3号 Drag Max: 5kg
2pcs Length: 1775mm Weight: 206g Price:

This is versatile stick to cover various method of jigging such as horizontally or vertically with around PE3. Thanks to sharpness and lightness of this blanks, you can enjoy manipulating your jig as you wish to. If you aim yellowtail or kingfish with metal jig up to 180g on 30~80m depth of water, the potential of 593S will be shown definitely. Although blanks of 593S seems slim and delicate, fish will be stopped and lifted by butt section which have been loaded massive power.


Galahad TRAVEX 593S Spinning Model



Galahad TRAVEX 594S Spinning Model



Galahad TRAVEX 595S Spinning Model



Guide: [593・594] SiC-S+SiC stainless frame K guide [595] SiC Ocean guide(Fuji) Reel Seat: [593・594] DPS18 [595] DPS20(Fuji) Joint: Grip joint



NEW Galahad TRAVEX 594S Spinning Model

Lure: Jig Max 240g Line: Max PE 4号 Drag Max: 6.5kg
2pcs Length: 1775mm Weight: 221g Price:

If you aim kingfish or amberjack at near shore on expedition with around PE4, this 594S is the best choice. Lightness feeling of manipulation that is loaded as common characteristics of TRAVEX series enable you to handle long jig naturally at horizontally or to jerk jig aggressively at vertically. When you fish at fish bed with rough bottom or shallow area to aim tough target, you do not have to afraid to let it stop forcefully and aggressively without losing your initiative while taking advantage of powerful butt section.

NEW Galahad TRAVEX 595S Spinning Model

Lure: Jig Max 320g Line: Max PE 5号 Drag Max: 8.5kg
2pcs Length: 1780mm Weight: 279g Price:

If you have plan to go to southern island of Japan or deep sea of overseas to aim large amberjack, dogtooth tuna or yellowfin tuna, please take 595S without hesitations. Tip section have been adjusted to become little flexible for increasing ability of manipulation and reducing burden of anglers when they jerk aggressively. Once huge fish is on, you will notice that it bends very smoothly and you might forget that it is 2pics grip jointed. If you wish to land memorial fish on water of all around the world, this 595S will be your huge advantage for sure.



Galahad 電

For Electric Reel

Galahad / Electrically Powered Reel Series / 3 Line up

Galahad EPR is designed for jigging with electrically powered reel as you can see its name. Flexibility of tip section and toughness of butt section as known as significant characteristic of Galahad EPR enable angler to jerk which you hardly do with regular type of overhead reel.

This series support anglers who are aiming yellowtail iThis method gives you not only reducing physical burden of anglers but also explore new possibility of jigging.

We believe that you will never be disappointed for sure.

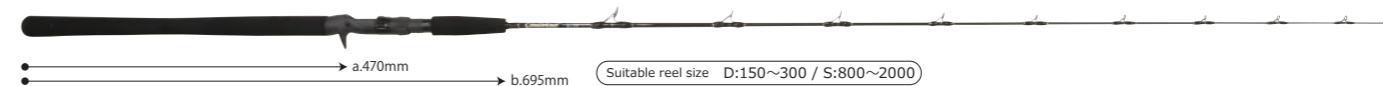


Galahad 633B For Electrically Powered Reel

Lure: Jig ~150g Line: PE ~3 Drag Max: 4kg
1pc Length: 1925mm Weight: 200g Price:

If you are going to aim at small sized Blue Runner with PE 3, this 633 would be a perfect choice. Even though automatic reeling at constant speed, flexibility of tip and belly section will help you to jerk jig comfortably and set hook on with less failure. It will bend very much when fish is on, but you can fight with fun without any worry. You will be surprised that potential which is hidden inside blank of 633 for sure.

Galahad 633B EPR Overhead reel Model



Galahad 624B EPR Overhead reel Model



Galahad 586B EPR Overhead reel Model



Guide: [633B EPR・624B EPR] SiC-S stainless frame K guide [586B EPR] SiC Ocean guide(Fuji) Reel Seat: TCS18(Fuji) *EPR=Electrically Powered Reel



Galahad 624B For Electrically Powered Reel

Lure: Jig ~250g Line: PE ~5 Drag Max: 6.5kg
1pc Length: 1905mm Weight: 199g Price:

This is standard jigging rod for EPR to aim bluerunner around 5kg. You can be reeling with any speed thanks to nice and flexible tip section, then you can give the action to jig at your own will. If you hooked bluerunner more than 10kg, you do not have to worry about anything! It will enable you to keep it under control without being anxious. We believe that it may be allowed to call almighty jigging rod for EPR and we want anglers all over the world to fish with it.

Galahad 586B For Electrically Powered Reel

Lure: Jig ~350g Line: PE ~6 Drag Max: 10kg
1pc Length: 1740mm Weight: 222g Price:

If you are going to aim king fish or yellow tail over 10kg we recommend you to choose this monster hunter. You can give action to jig around 300g in 100m depth of the sea effectively, even though you fish at field where tidal current running rapidly. It is going to help you to jerk heavy jig without any burden or stress and to fight with big fish with huge advantage thanks to its flexibility, toughness, and versatility. Fulcrum point is going to move to butt section when you fight and you will not lose sensitiveness to sense the movement of fish in the water even while reeling. It is not just stiff rod, you can use it feel like your arm for sure.

※Suitable electrical powered reel

We suggest suitable EPR on this catalog according to capacity of line, power and balance of weight between reel and rod. Of course, you can use reel other than that we suggested on this catalog, it depend on your target which you aim on the depth of water where you fish at. So please check the maximal value of lure weight, line weight and Drag weight as a guide for selecting the best reel for yourself. You can also fish with standard type of overhead reel.



Galahad Slow

Galahad Slow / Slow-pitch Jigging Series / 4 Line up



A rod that is stiff or soft is of no use if it's unable to perform to its design. Slow pitch rods require a certain 'taut' and flexibility in order to work the jig and makes it drop as intended. For these, the Galahad series have been carefully designed with our cutting edge technology so as to prevent loss of momentum and rhythm when working on the jigs.

Galahad 63/2 Slow Overhead reel Model

Lure: Jig Comfort Weight 120g Line: PE ~1.5 Drag Max: 2kg
1pc Length: 1930mm Weight: 134g Price:

The ideal jig weight to use is around 120gm with depths ranging between 50m - 80m. The section from the tip to the belly will assist in maintaining a steady tempo, bringing 'life' to the jigs. This may be considered the core model for anglers who prefer to fish in a shallow water.

Galahad 63/3 Slow Overhead reel Model

Lure: Jig Comfort Weight 160g Line: PE ~2 Drag Max: 2.5kg
1pc Length: 1930mm Weight: 141g Price:

This model will perform best when deep areas have opposing currents which require heavier jigs. An ideal jig weight is around 160gm while a lighter jig can still be used should the angler choose to work it more aggressively. We are confident you will enjoy using this rod and it will become part of your body for sure!

Galahad 62/3 Slow Overhead reel Model

Lure: Jig Comfort Weight 200g Line: PE ~2 Drag Max: 2.5kg
1pc Length: 1910mm Weight: 148g Price:

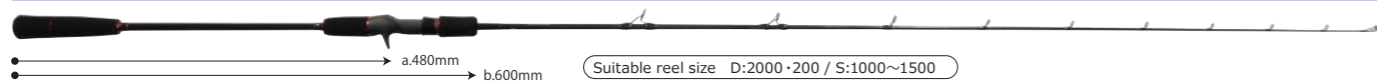
To improve the initial response of your action, we have shortened this rod compared to the rest of the 63 models. The characteristics of the blank makes it easy for even a novice to master the slow pitch jigging technique.

Galahad 62/4 Slow Overhead reel Model

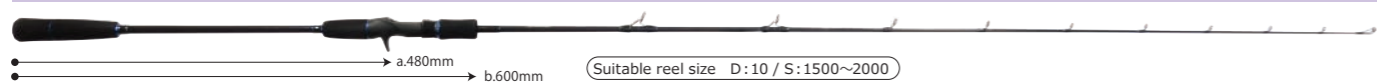
Lure: Jig Comfort Weight 250g Line: PE ~2.5 Drag Max: 3kg
1pc Length: 1910mm Weight: 151g Price:

This is another slow pitch rod for anglers who fish with heavy jigs over 200m depth and yet still have the brute strength to lift a monstrous fish up to surface.

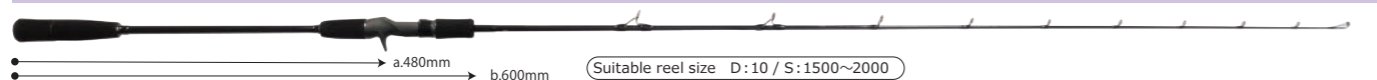
Galahad 63/2 Slow Overhead reel Model



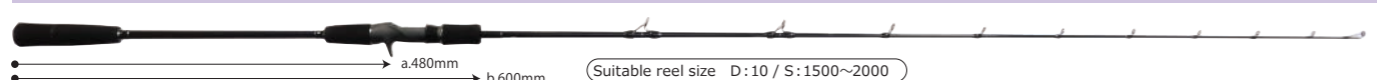
Galahad 63/3 Slow Overhead reel Model



Galahad 62/3 Slow Overhead reel Model




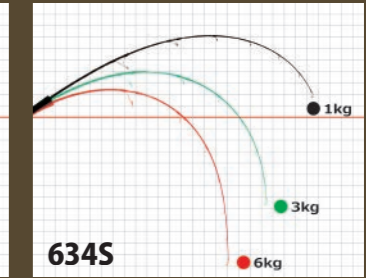
Galahad 62/4 Slow Overhead reel Model



Guide: SIC-S Titanium frame K Guide Reel Seat: TCS17(Fuji)

Galahad Spinning Model Load Comparison→

622S, 633S and 634S bend smoothly till belly section when you load so easier to keep your jig under control as you wished to. 585S and 526S little stiffer than others so potential of these will be shown when you fish vertically at rapid and deep area.



Galahad Overhead reel Model Load Comparison→

622B, 623B and 624B have flexible tip to let your jig swim naturally and you can adjust the way of approach if you are required thanks to belly and butt section that have been loaded moderate stiffness and repulsive force. 526B is little stiffer than others to fish as you planed at deep area or rapid water.



● About weight of loading
The image of 1kg load shows you the bend curve when you jerk jig. And other images are weight as drag max and weight in between of them. Rods are held on the angle that you are supposed to keep it when you are fighting with fish.
※These images are not illustrated on the full potential or characteristics of rods. Please understand that those pictures are taken under the limited situation. It was loaded with weight on rods gently.

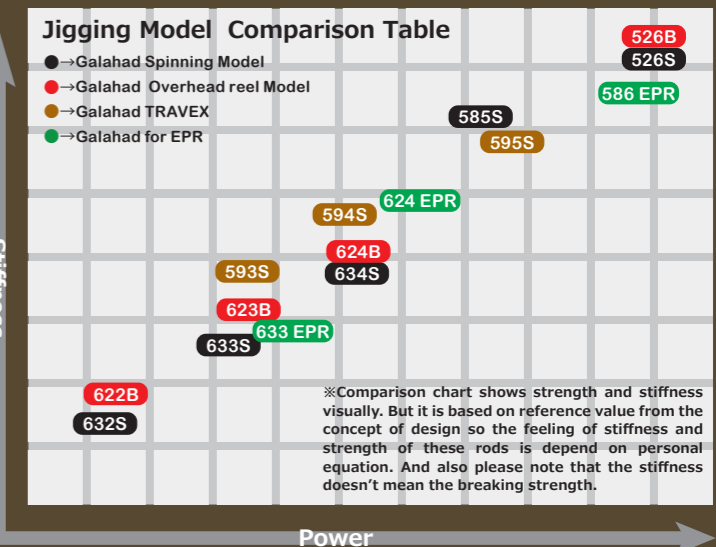
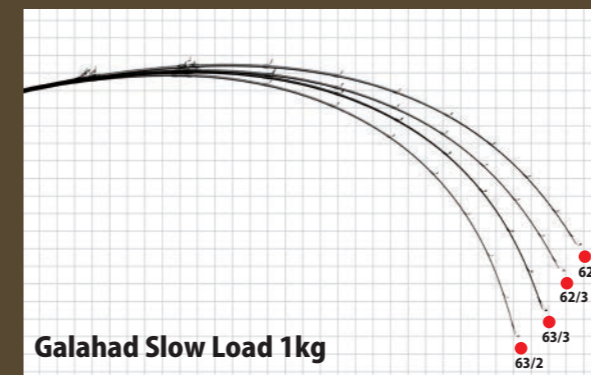
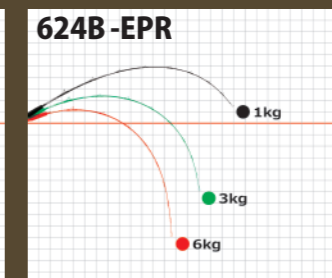
Galahad TRAVEX Load Comparison→

Galahad TRAVEX series are designed to become little stiffer and sharper than same power spec of 1piece model. Easier to load your power directory to jig when you start jerking especially on vertical jigging or approach to deep area with high pitch jerk.



Galahad 電 for Electric Reel Load Comparison→

To absorb the impact of power loading by electric reel, blank of this series have been designed to become more seamless even on continuous supply of loading. These have kind of parabolic action so good to be fished with manual overhead reel as well.



Although Galahad Slow jigging series have been designed to be skinny, they have been loaded toughness and strength on blank itself. So you will be able to give jig various action as such as slow pitch jerk to lure selective fish. If you jerk in slow pitch mainly, we recommend you to take 63/2 or 63/3. Otherwise 62/3 and 62/4 will be recommended to search bottom of the sea with inchiku or else.

New model

SeaWalk Light Jigging

SeaWalk / Light Jigging Series / 6 Line up

Target/Blue runner · Rock fish · Hair-tail · Red Sea Bream
Horse Mackerel · Grunts

“Light-Jigging” models are categorized as a new series of “SeaWalk” to be adjusted to light jigging with Tungsten-Jig.

We present three kind of spec for spinning and overhead models and those will cover jig weight from extra light (15g) to mid heavy (150g). You can aim Grunt, Horse mackerel, Blue runner, Rockfish, Sea bream or Hairtail systematically with these line up of new Seawalk series.

Blanks of light Jigging series have been employed flexibility on tip, high operational performance on belly section and huge power on butt section to keep large fish under control especially when you use Tungsten-Jig.

The most important factor of “light jigging” with Tungsten-jig is how rod itself make jig swim naturally and shift to let it fall with quick response automatically. Of course it is also important for fine result to sense condition of the sea, then adjust jig weight to your PE line. That is the reason why we have pursued high sensitivity and flexible tip section to let Jig swim naturally.

As we have explained already, you do not have to worry if bigger fish than you have expected is on. All models of light jigging series have been loaded enough power to keep huge fish under control. SeaWalk Light-Jigging series will cover various situation and wide variety of target. We hope that you pick one of those to aim various target strategically.

NEW SeaWalk Light Jigging 67UL Spinning Model

Lure: Jig 15~40g Cast Max 25g Line: PE 0.4~0.8
2pcs Length: 2015mm Weight: 102g Price:

This is the ultra-light class of light-jigging series to aim Grunt, Horse mackerel or else on shallow water with light weight jigs (around 20g). Combination of super fine PE line and Tungsten-jig make super light jigging possible to aim school of Grunt with falling action or Horse mackerel on the very bottom of the sea. And you will be able to cast jigs up to 25g or let jig up to 40g swim naturally in the 40m depth of water without any stress so you can aim variety of target depend on depth of water systematically. It is bent nicely when even sea bream over 80cm or blue runner around 5kg and load huge power on blanks to pull it on the surface without losing initiative.

NEW SeaWalk Light Jigging 64L Spinning Model

Lure: Jig 30~80g Cast Max 35g Line: PE 0.6~1
2pcs Length: 1935mm Weight: 114g Price:

This is the standard model for light-jigging with Tungsten-jig on inshore. If you wish to cast jig up to 35g compactly or if you wish to cast Tungsten-jig or Tai rubber jig to search target widely around 30~60m depth of the sea, belly and butt section which have been loaded moderate stiffness and strength make it possible. Thanks to performance of well-balanced tip and belly section, you can manipulate jig up to 80g on 80m depth of the water and you can keep jig swimming naturally without too much kickback.

NEW SeaWalk Light Jigging 64ML Spinning Model

Lure: Jig 60~120g Cast Max 50g Line: PE 0.6~1.2
2pcs Length: 1935mm Weight: 115g Price:

This is heaviest model of spinning model in this series. It will suit to deep area such as 50~100m depth or field that current running rapidly. You can cast jig up to 50g. At the situation of vertical and horizontal fishing, you can handle jig up to 120g without any stress. You will notice that strength of butt section of 64ML once bigger fish than you expected is on. Taking advantage of cast ability and falling speed as spinning model, this 64ML will be the huge advantage if you fish on the sea very deep or current running rapidly.



NEW SeaWalk Light Jigging B66L Overhead reel Model

Lure: Jig 40~80g Line: PE 0.6~1
2pcs Length: 1985mm Weight: 131g Price:

This 66L have employed high versatility to fish with Tungsten-Jig on 20m~50m depth of the sea. It will good to be used for Tairubber game thanks to its flexible tip section and belly section which have moderate stiffness with high sensitivity to let you notice vital information or slightly changes of current. If you wish to aim Hair tail or Sea bass on bay area and try not to let jig move too much, this 66L will make it easier than other models for sure.

NEW SeaWalk Light Jigging B66ML Overhead reel Model


Lure: Jig 40~120g Line: PE 0.8~1.2
2pcs Length: 1985mm Weight: 131g Price:

66ML have characteristic to cover wide range of depth of the sea (30m~80m) thanks to its well-balanced sensitiveness and powerfulness. Even you fish with Tungsten-jig, you will never lose response speed of jerk taking advantage of high sensitivity and manipulate ability thanks to characteristics of overhead model. It is also good to be used for Tairubber game in deep area(80m~100m) or current running rapidly.

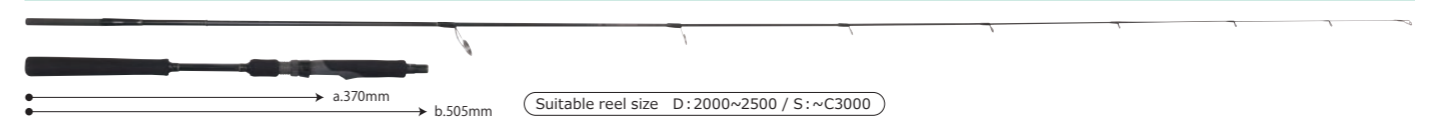
NEW SeaWalk Light Jigging B65M Overhead reel Model

Lure: Jig 60~150g Line: PE 0.8~1.5
2pcs Length: 1960mm Weight: 128g Price:

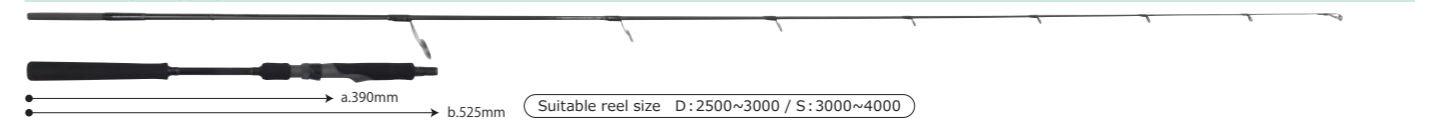
This 65M is the most powerful model of light-jigging series which is good to be fished in high population of blue runner. Compared to other models of light-jigging series, it have been loaded little stiffer blank than other and you can enjoy manipulating jig manually with this 65M at your will. You can handle 80g~150g of Tungsten-jig comfortably with it. If you are going to fish in 100m depth of water or rapid area with fine line, we recommend you to take this 65M.



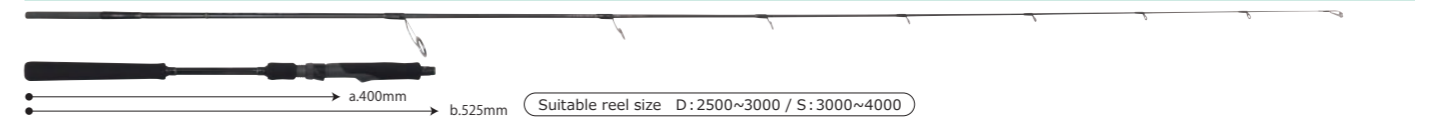
SeaWalk Light Jigging 67UL Spinning Model



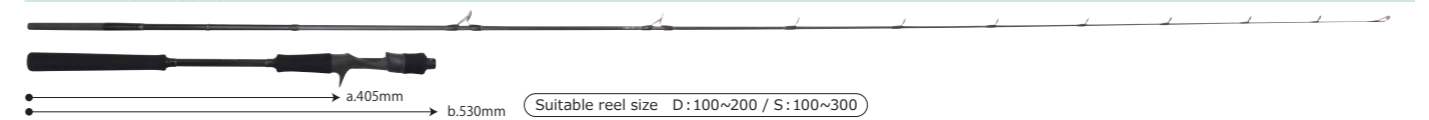
SeaWalk Light Jigging 64L Spinning Model



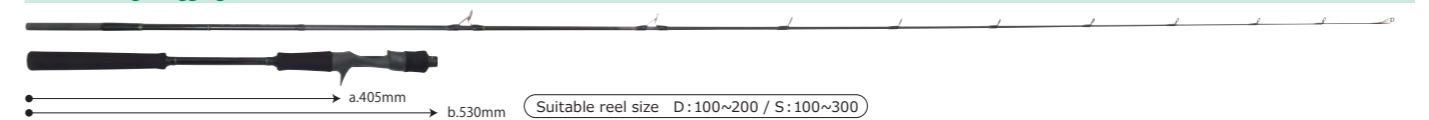
SeaWalk Light Jigging 64ML Spinning Model



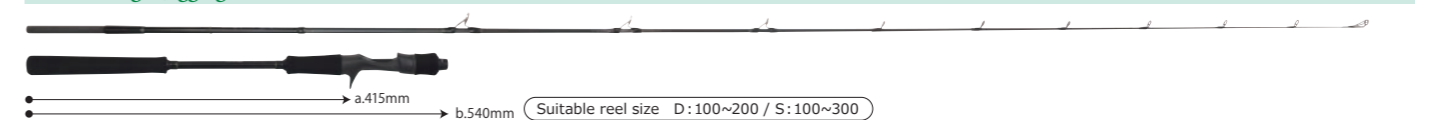
SeaWalk Light Jigging B66L Overhead reel Model



SeaWalk Light Jigging B66ML Overhead reel Model



SeaWalk Light Jigging B65M Overhead reel Model



Guide: SIC-S stainless frame K guide(Fuji) Reel Seat: Spinning Model VSS16 / Overhead reel Model PULS17(Fuji) Joint: Grip joint



SeaWalk Taijigging

SeaWalk / Taijigging Series/ 4 Line up

Target / Red Sea Bream · Blue runner · Rock fish

Taijigging model is designed to let anglers set hook on the hard mouth of sea bream while remaining sensitivity and flexibility on tip section which reduce strangeness feeling when they try to make contact with your jig.

75L and 75ML are designed dedicatedly for just winding or swimming action, 61ML is deserved to be called "basic" in this series, 63M is specialized model to cover deep and rapid area. As you can see, there are variety of models in Taijigging series and all of them have enough power on butt section to keep even blue runner under control.



SeaWalk Taijigging 75L NANO Spinning Model

Lure: Jig 10~80g Line: PE 0.4~1
2pcs Length: 2280mm Weight: 127g Price:

If you are struggling with selective monster or when you fish at shallow area less than 50m depth, this light jigging model will be your perfect buddy for sure. Blanks of this fine rod that is consisting of NANOALLOY® technology of TORAY also allows you to use fine line and light jig and you will be able to keep monster snapper under control without being pulled line out from spool. Although around 40g jigs and PE 0.6~0.8 will be recommended, you can choose finer line such as PE0.4(8lb fluorocarbon leader) to aim monster snapper which might be there.

SeaWalk Taijigging 75ML Spinning Model

Lure: Jig 20~100g Line: PE 0.6~1.5
2pcs Length: 2280mm Weight: 129g Price:

This is of course good for not only generalized wind fishing but also good for pursuing the potential of jigging game of red sea bream. This is good to be fishing with jig weight 20g~100g and you will be able to do long lift & fall taking advantage of its length. This have been loaded high versatility to cover various ways of fish, to cover seasons from early summer to late fall and to cover shallower than 30m depth of the sea to catch red sea bream.

SeaWalk Taijigging 61ML Spinning Model

Lure: Jig 40~120g Line: PE 0.8~1.5
2pcs Length: 2130mm Weight: 125g Price:

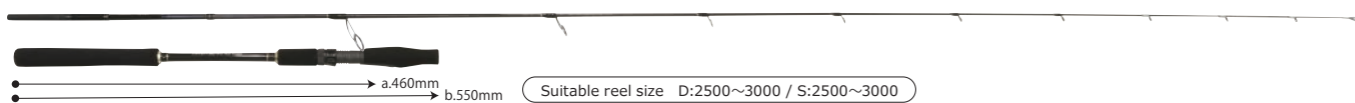
This is the basic model of SeaWalk Taijigging series. This is good to be used with jig weight 40g~120g which is basic weight for Red Sea Bream jigging. You will be able to wind jig comfortably and set the hook easily. The potential of this 61ML will come out when you use it on spawning season in spring, fish at deep areas such as 50m depth of the sea or where the rapid current. We think this is the one for anglers no matter if you are a beginner or expert.

SeaWalk Taijigging 63M Spinning Model

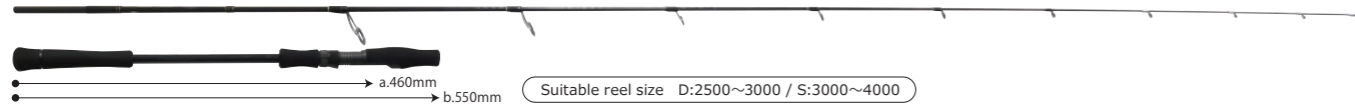
Lure: Jig 60~150g Line: PE 1~2
1pc Length: 1910mm Weight: 127g Price:

When you want to catch giant snapper, you will be required to fish at area that are deep and fast current usually. This is for you to pull big snapper out from deep and capture the tough situation like that. This shortest rod in this series enables you to use 150g maximum without losing manipulation performance. Nice & sensitive tip section will set hook on the mouth of snapper, tough and powerful belly and butt section will keep monster snapper under control and pull it up to surface quickly. It is absolutely perfect rod for anglers who wish to have a one on one battle with giant snapper. (Able to aim Trevally, Blue runner or Rock fish up to 5kg)

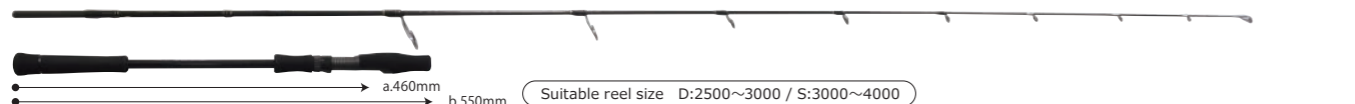
SeaWalk Taijigging 75L NANO Spinning Model



SeaWalk Taijigging 75ML Spinning Model



SeaWalk Taijigging 61ML Spinning Model



SeaWalk Taijigging 63M Spinning Model



Guide: SIC-S stainless frame K guide(Fuji) Guide: IPS16(Fuji) Joint: 75L,75ML,61ML Grip joint




SeaWalk Tairubber

SeaWalk / Tairubber Series / 5 Line up

Target / Snapper

SeaWalk Tairubber models are loaded high sensitivity to transmit slightest changes of current, movement and vital information of sea bream. Flexible tip section will not give the fish strangeness feel and powerful butt section keep even monster size which is unexpected under control. 65UL, 61L and 60ML are basic models of this series and 68L and 68ML are designed dedicatedly for deep and rapid area to utilize the enhanced butt section.

68L and 68ML are also suitable for light jigging for hair tail or else with electric reel.

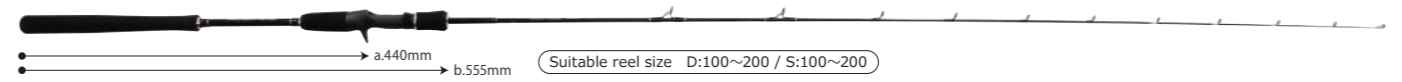


SeaWalk Tairubber 65UL Overhead reel Model

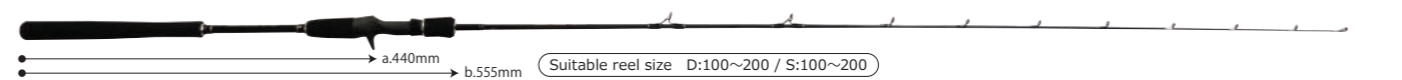
Lure: Weight Max 80g Line: PE ~0.8
1pc Length: 1950mm Weight: 119g Price:

The softest tip of the series belongs to this model, yet the belly to butt section holds decent power against any snapper. Both vertical or drift jigging can be used. When faced with rough seas this 6ft 5in length rod won't get in your way.

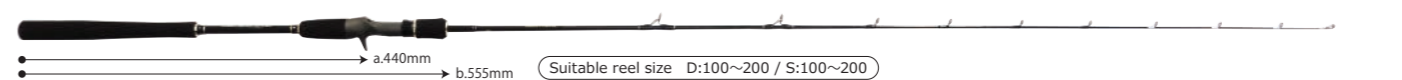
SeaWalk Tairubber 65UL Overhead reel Model



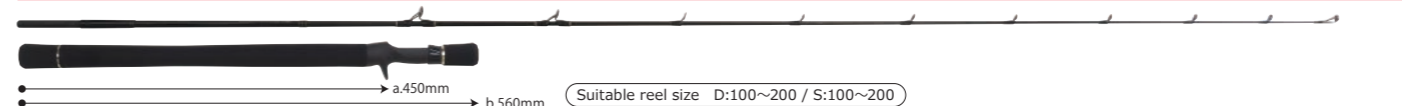
SeaWalk Tairubber 61L Overhead reel Model



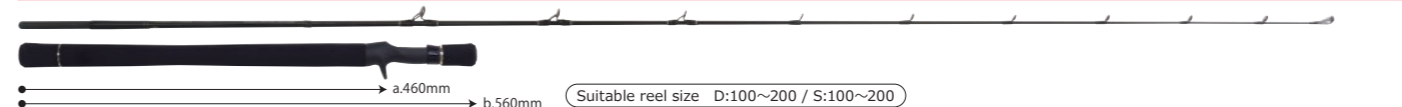
SeaWalk Tairubber 60ML Overhead reel Model



SeaWalk Tairubber 68L Overhead reel Model



SeaWalk Tairubber 68ML Overhead reel Model



Guide: SIC-S stainless frame K guide(Fuji) Guide: TCS16(Fuji) Joint: 68L,68ML Grip joint

SeaWalk Tairubber 61L Overhead reel Model

Lure: Weight Max 80g Line: PE ~1
1pc Length: 1850mm Weight: 125g Price:

This basic model is equipped with a highly sensitive blank and a soft tip that will not spook the fish during a bite. The responsive action of the butt ensures proper hook-up on the tough part of the snapper's mouth.

SeaWalk Tairubber 60ML Overhead reel Model

Lure: Weight Max 100g Line: PE ~1.2
1pc Length: 1825mm Weight: 127g Price:

Unlike other super stiff rods in the market, the butt section of this rod will follow through the unexpected thrashing of the fish thus reducing bust off and hook failure. Anglers can confidently battle a snapper over 80cm.

SeaWalk Tairubber 68L Overhead reel Model

Lure: Weight Max 100g Line: PE ~1.2
2pcs Length: 2070mm Weight: 163g Price:

This is the utility model to cover waters from coastal to open sea. You will be able to set the hook on easily without putting any stress on fish because of its tip section which have been loaded exquisite flexibility. Belly and butt section have been designed to be tenacious so that it will cover not only small one in shallow area but also trophy fish in deep area. Tip to belly section will be bent nicely so that it have been achieved wide range of capacity of lure weight.

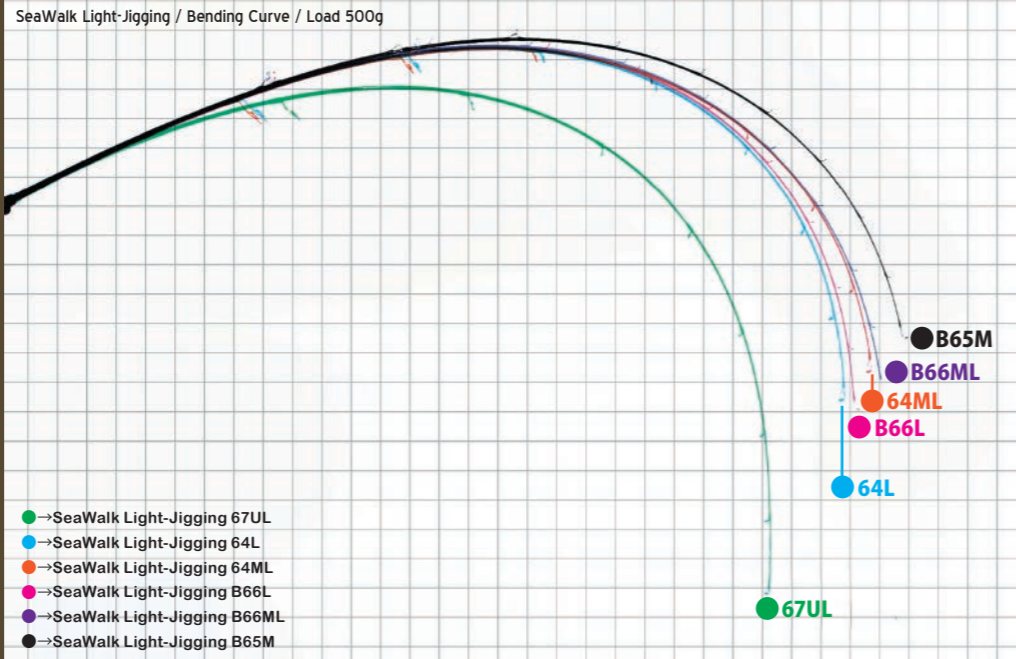
SeaWalk Tairubber 68ML Overhead reel Model

Lure: Weight Max 150g Line: PE ~1.5
2pcs Length: 2070mm Weight: 167g Price:

This have been loaded more power on section from belly to butt than 68L while taking over sensitive tip section of 68L. Anglers will be able to sense the small contact of fish or slightly changes of current even when you fish on the water where rapid current or tough and deep area where have to be used lure more than 100g because of its ability of high response on the blank. It have been loaded huge power on butt section to lift fish with less power than ever even if it is big fish such as 80cm or bigger.

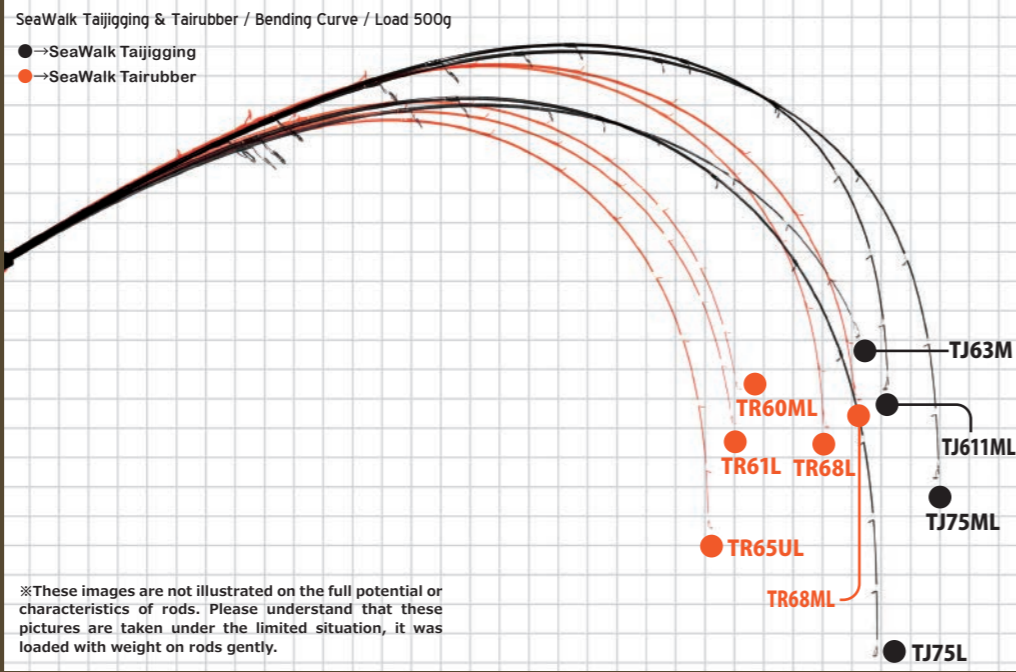
SeaWalk Light-Jigging Spinning & Overhead reel Model Load 500g→

These are comparison images of 「SeaWalk Light-jigging」 series which are loaded 500g weight on tip. Common characteristics of light Jigging series are that tip section which have been employed flexibility, belly section which have high operational performance and butt section which have been loaded huge power to keep large fish under control. Although these are suited to let jig swim naturally, if you chose more powerful model in this series, you will be able to jerk in steady rhythm thanks to moderate stiffness on the blanks. Blanks of spinning and overhead are totally different even if they are in same power class. Common characteristic of Light-jigging series is tough butt section. Even though 67UL is bent well, enough butt power is on it. Enough power to aim fish over 5kg is loaded on all of blanks for Light-jigging series. Please select power class depends where you fish on or how heavy jig you choose.



SeaWalk Taijigging SeaWalk Tairubber Spinning & Overhead reel Model Load 500g→

These are comparison images of SeaWalk series which are loaded 500g weight on tip. Bending curve of 63M seems different from other models. It is caused by 1 piece design of 63M. Butt section of 63M seems little weaker than others from this chart because it is designed to be bent the whole blank very smoothly to hunt monster red sea bream. Although 75L is bending well on butt section as you can see from this chart. Because of the characteristics of NANOALLOY® which makes it bend well when it is loaded, and lift fish up powerfully while you are fighting.

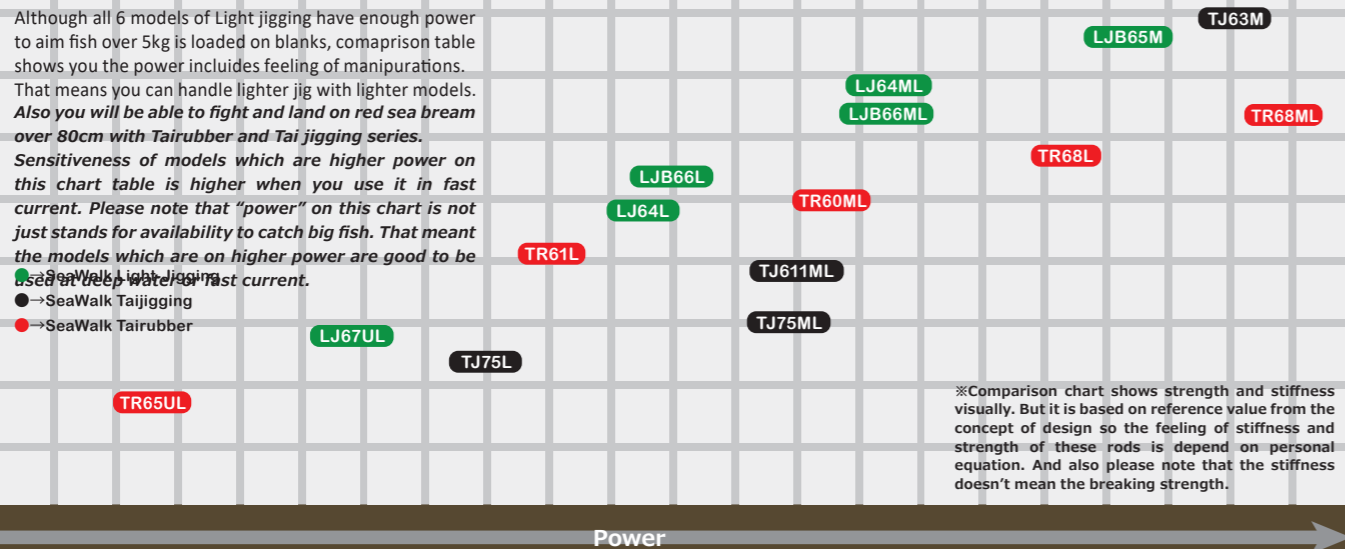


※These images are not illustrated on the full potential or characteristics of rods. Please understand that these pictures are taken under the limited situation, it was loaded with weight on rods gently.

SeaWalk Comparison Table

Although all 6 models of Light jigging have enough power to aim fish over 5kg is loaded on blanks, comparison table shows you the power includes feeling of manipulations. That means you can handle lighter jig with lighter models. Also you will be able to fight and land on red sea bream over 80cm with Tairubber and Tai jigging series. Sensitiveness of models which are higher power on this chart table is higher when you use it in fast current. Please note that "power" on this chart is not just stands for availability to catch big fish. That meant the models which are on higher power are good to be used in fast current.

●→SeaWalk Light-Jigging
●→SeaWalk Taijigging
●→SeaWalk Tairubber



BlueSniper BOAT CASTING

BlueSniper / BOAT CASTING Series / 11 Line up

Target/Blue-runner • Tuna • Bonito • Seerfish • Dorado

Although it was not easy to design the rod that will be able to keep different characteristics on one rod without any compromise, we have formed it with knowledges and techniques that has been accumulated over a long period of time. We present you these 11 choices of BlueSniper Boat Casting model for each target as such as bonito, kingfish and tuna to be enable all level of anglers to handle. We believe that you will be able to feel the faith that we are pursuing to build fishing rod when you hooked up huge one with BlueSniper for sure.

BlueSniper 81/2

Lure: 15~50g Line: PE 2~3 Drag Max: 4kg/45°
2pcs Length: 2480mm Weight: 233g Price:

This model will enable anglers to use lures not previously capable on its predecessor such as small sardine or 15cm size bait. The flexible tip allows usage on small lures and can still handle fish up to 10kg. Based on much wider range of lure capacity than previous series, you will be able to match the bait more than ever.

Target : Bonito • Migratory fish less than 10kg • Blue-runner/ Lure : Plug

BlueSniper 70/2

Lure: 20~60g Line: PE 2~3 Drag Max: 4kg/45°
2pcs Length: 2140mm Weight: 220g Price:

This is the short length model with high maneuverability. This is the one that will do great job, whereby the situations that needs you to cast from limited space such as small boat. The flexible tip enable anglers to cast lures around 15g in rhythmically and landing fish smoothly because of its length.

Target : Bonito • Migratory fish less than 10kg • Blue-runner / Lure : Plug

BlueSniper 79/3

Lure: 30~70g Line: PE 2~4 Drag Max: 5kg/45°
2pcs Length: 2365mm Weight: 263g Price:

A technical rod by definition, this rod has incredible lure manipulation with a good casting feel. This has a tip section of a Pe 3 class but a Pe 4 class butt section. This combination has been very popular since inception in 2014. It has enough power to fight a blue fin tuna up to 20kg or a 10kg blue runner. During testing, we have caught a 40kg bluefin tuna. The potential of this rod is simply beyond imagination.

Target : Migratory fish less than 15kg • Blue-runner • Trevally • TUNA / Lure : Plug

BlueSniper 75/4

Lure: 30~100g Line: PE 3~4 Drag Max: 7kg/45°
2pcs Length: 2260mm Weight: 279g Price:

This is the short length model with good casting performance. Anglers will able to cast lures up to 80g with less force. And we believe that it will be helpful when you are in situation that your are required to cast from a limited space such as small boat.

Target : Migratory fish less than 15kg • Blue-runner • Trevally • TUNA / Lure : Plug (Popper up to 70g)

BlueSniper 82/4

Lure: 30~110g Line: PE 4~5 Drag Max: 8kg/45°
2pcs Length: 2520mm Weight: 310g Price:

This rod has a greater range of lures from 30gm to 110gm. When load applied, it bends nicely enabling anglers to land the fish easily. Just like the 79/3, it also performs well as a standard rod for kingfish or yellowtail.

Target : Migratory fish less than 20kg • Blue-runner • Trevally • TUNA / Lure : Plug

BlueSniper 80/5

Lure: 40~120g Line: PE 5~6 Drag Max: 10kg/45°
2pcs Length: 2440mm Weight: 333g Price:

80/5 has been designed as versatile model to make action of lure importance. When there is tough situation, it handles diving pencil or poppers up to 100gm. The stiffer belly section makes it an effective rod against kingfish or trevally.

Target : Migratory fish less than 20kg • Blue-runner • Trevally • TUNA / Lure : Plug



BlueSniper 82/6

Lure: 50~130g Line: PE 5~6 Drag Max: 12kg/45°
2pcs Length: 2505mm Weight: 346g Price:

The most powerful model of the Blue Sniper series. It can handle a huge kingfish and small GT. We have redesigned the whole rod to handle a greater lifting power but at the same time improving control of lures such as diving pencils. This is the one which enable anglers to lure fish technically, and also to keep fish under control and land speedy when they fight.

Target : Migratory fish less than 25kg • Blue-runner • Small sized GT • TUNA Lure : Plug

BlueSniper 85/4 Canary

Lure: 25~100g Line: PE 3~5 Drag Max: 8kg/45°
2pcs Length: 2570mm Weight: 339g Price:

This is multiple and lighter model of Blacky series. As you can notice from "Canary" the name of 85/4, when you aim canary-colored fish such as yellow fin tuna or kingfish, it will be the perfect partner of you. And you will be able to get enough distance to aim large fish with small lure such as less than 30g. When you do not want fish to run as it likes, powerful butt section will help you to stop the sudden run of lively fish and to pull it to surface quicker than you thought. It has full of versatility with our techniques of design, without any compromises.

Target : TUNA up to 40kg • Blue-runner / Lure : Plug

BlueSniper 81/6 Blacky

Lure: 30~110g Line: PE 4~6 Drag Max: 13kg/45°
2pcs Length: 2480mm Weight: 378g Price:

This is primarily a light tuna rod that enable to cast smaller lures which closely mimics actual baitfish. You can cast a small lure weighing 30gm but it also has enough power to wrestle a tuna around 50kg. The same performance as currently blacky series, it has been designed to be bent nicely, and will correspond with the sudden run of big tuna, and to reduce the burden of anglers.

Target : TUNA up to 50kg • Blue-runner / Lure : Plug

BlueSniper 81/8 Blacky

Lure: 45~120g Line: PE 6~8 Drag Max: 15kg/45°
2pcs Length: 2480mm Weight: 387g Price:

This has been designed as a versatile tuna rod which can cast not only small lures matching the size of sardines but also medium lures size of Dorado or baby yellow tail. Although the belly section will be bent and enable you to hold it with 70° of angle, it will still has enough power to pull up a tuna to the surface.

Target : TUNA up to 70kg / Lure : Plug

BlueSniper 81/10 Blacky


Lure: 50~130g Line: PE 8~10 Drag Max: 17kg/45°
2pcs Length: 2480mm Weight: 399g Price:

Rated at Pe 10 class for power, this rod targets big tunas around 100kg. The blank has more power than the 81/8 to enable casting lures up to 160gm. Like the Blacky series, it bends nicely when loaded to endure the violent runs of tunas. 4ways carbon material are used on the butt section to reduce twisting of the blanks and adding another advantage during fights with big tuna.

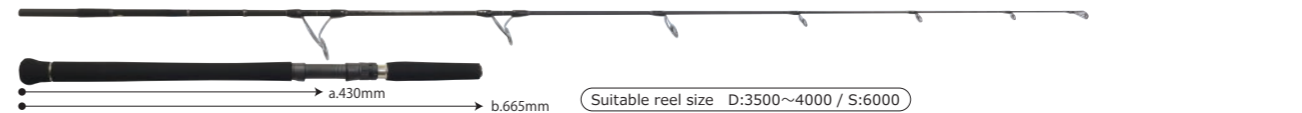
Target : TUNA up to 100kg/ Lure : Plug




BlueSniper 81/2




BlueSniper 70/2




BlueSniper 79/3



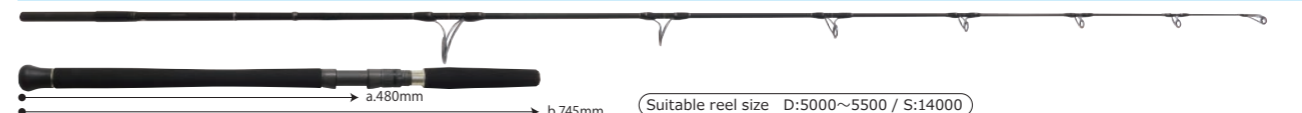
BlueSniper 75/4



BlueSniper 82/4



BlueSniper 80/5



BlueSniper 82/6



BlueSniper 85/4 Canary



BlueSniper 81/6 Blacky



BlueSniper 81/8 Blacky



BlueSniper 81/10 Blacky



About exchange of Blacky's grip end
※BRC22.0 is on the end of grip as a standard but you can select aluminum gimbal instead. If you are interested in it, please make inquiries to dealer in your region.

Guide:(Fuji)
[79/3 • 75/4 • 82/4 • 85/4CA] SiC-S stainless frame K guide + SiC Ocean guide
[70/2 • 81/2] SiC-S stainless frame K guide [Rest of All]: SiC Ocean guide

Reel Seat:(Fuji)
[81/2 • 70/2 • 79/3 • 75/4] DPS18/BACK STOP Double Nut [Rest of All] DPS20/BACK STOP Double Nut
Joint: Grip joint

BLUE REEF

BLUE REEF / Boat GT Series / 4 Line up
Target / GT・Kingfish・Yellowfin Tuna

GT game... Although GT bite lure aggressively and fight extremely hard, you will be required to manipulate lure as carefully and delicately as possible if you want to get result.

Of course, rod for GT is required versatility to be adjusted various lures which has been segmetalized to catch selective fish. We have tested these 3 models at tough fields such as southern islands of Japan over and over to shape our ideal of GT rod. Lightness to cast all day long, usability to respond anglers will, toughness and torque to keep initiative...reconcile these conflicting elements. We dedicate these series to anglers who are pursuing and aiming GT seriously.



BLUE REEF 711/8 StickBait

Lure: Max 160g Line: Max PE 8 Drag Max: 13kg/45°
2pcs Length: 2470mm Weight: 395g Price:

This is the model which is good at manipulating diving pencil sensitively as "Stick Bait" suggests. It have been loaded flexibility on tip section to manipulate diving pencil without popping it out of surface not only at short stroke action but also long stroke action... Keep fish under control at your own will with butt section which have been loaded enough toughness. We believe that you will choose this 711/8 whenever you go to fish because of that characteristic as such as well-balanced blank, excellent feeling of cast, and high operability. This will be recommended for not only GT but also for huge kingfish or yellowfin tuna.

Trget : GT・Large kingfish・Yellowfin Tuna/ Lure : Stick Bait

BLUE REEF 80/8 Dual

Lure: Max 160g Line: Max PE 8 Drag Max: 13kg/45°
2pcs Length: 2495mm Weight: 373g Price:

This has been designed to be little lighter than 711/10Dual to enable anglers to use light line to cast long distance and to manipulate lure more delicately. You will be noticed some characteristics when you used pencil bait especially and once you hooked huge GT up, you must feel massive power from butt section for sure. You will be surprised that ability of cast and force of restitution which is hidden in blank of 80/8Dual thanks to technology of NANOALLOY® from TORAY. Which means that burden of anglers should be reduced scentially.

Trget : GT・Yellowfin Tuna・Large kingfish/ Lure : Stick Bait・Popper with small cup face

BLUE REEF 711/10 Dual

Lure: Max 200g Line: Max PE 10 Drag Max: 15kg/45°
2pcs Length: 2470mm Weight: 400g Price:

This is high power model of 711/8. Even though this is for diving pencil mainly, It has been designed to be little more stiffer than 711/8 so it will cover various action such as casting large lure heavier than 100g for long distance or manipulating popper with small face cup. Belly section of it will absorb the weight of fish to reduce physical burden of anglers and angler will be able to lift huge fish while loading angler's weight thanks to that tough butt section. This will be recommended to anglers who requires that one for both diving pencil and small face cup popper.

Trget : GT・Yellowfin Tuna/ Lure : Stick Bait・Popper with small cup face

BLUE REEF 710/10 Chugger

Lure: Max 220g Line: Max PE 10 Drag Max: 15kg/45°
2pcs Length: 2415mm Weight: 390g Price:

Most powerful model in BlueReef series. Design of this blank enable anglers to manipulate from large diving pencil to popper with large cup face. Because of toughness and stiffness loaded on this blank, anglers have to load their weight on the rod while fighting. But if you could do that properly, it will be your reliable arm for sure. Even you are manipulating lure in long distance, you will be able to handle it at your own will as directly as if it is nearby. Tend to be monotonous rhythm when you aim GT, 710/10 will enable you to manipulate lure in various way of action.

Trget : GT・Yellowfin Tuna/ Lure : Stick Bait・Popper with small cup face


BLUE REEF 711/8 StickBait



BLUE REEF 80/8 Dual



BLUE REEF 711/10 Dual



BLUE REEF 710/10 Chugger

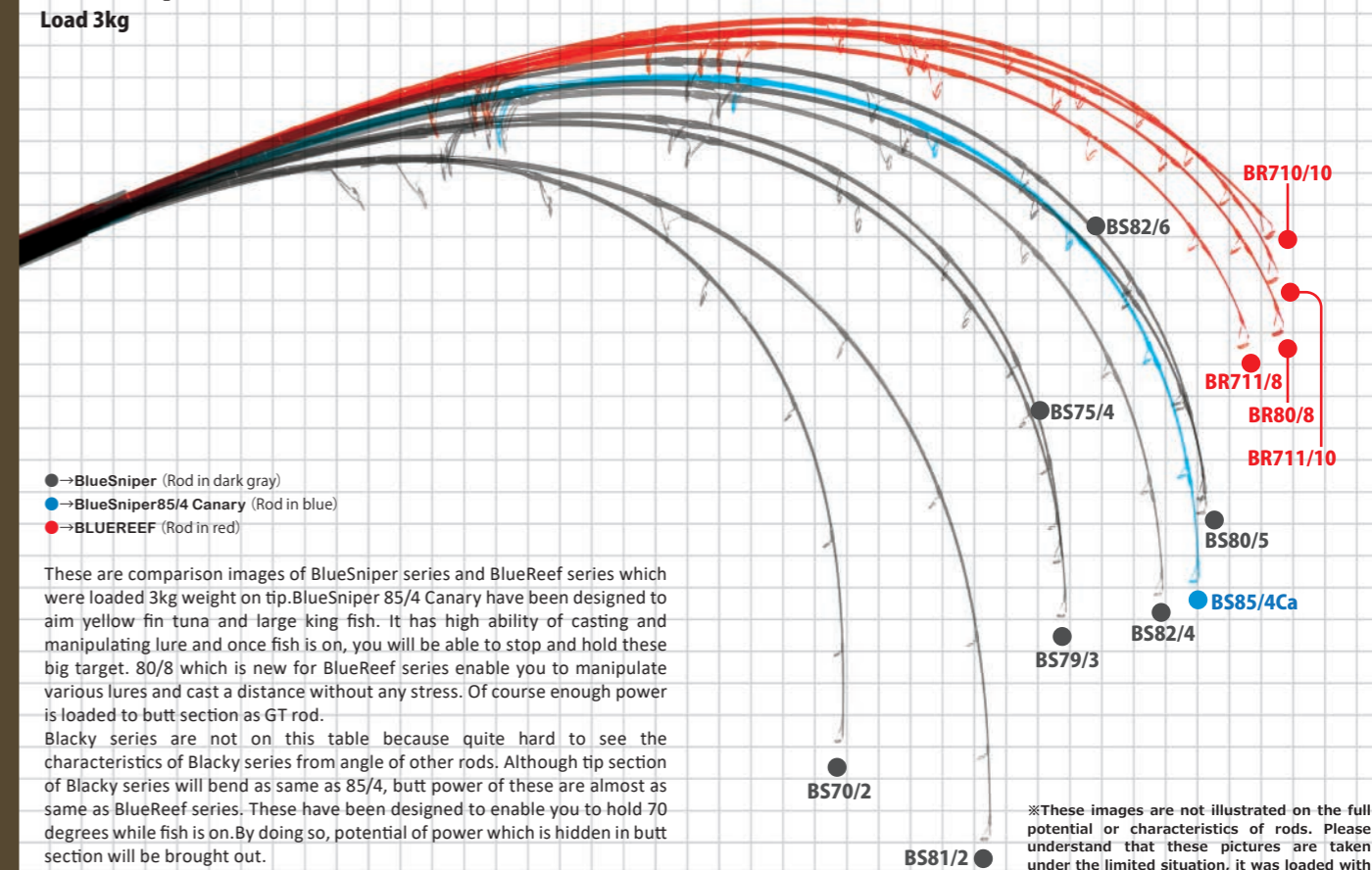


Guide: SIC Ocean guide (Fuji) Reel Seat: DPS20(Fuji) Joint: Grip joint

BlueSniper & BLUE REEF

Load 3kg

BlueSniper & BLUE REEF / Bending Curve / Load 3kg




These are comparison images of BlueSniper series and BlueReef series which were loaded 3kg weight on tip. BlueSniper 85/4 Canary have been designed to aim yellow fin tuna and large king fish. It has high ability of casting and manipulating lure and once fish is on, you will be able to stop and hold these big target. 80/8 which is new for BlueReef series enable you to manipulate various lures and cast a distance without any stress. Of course enough power is loaded to butt section as GT rod.

Blacky series are not on this table because quite hard to see the characteristics of Blacky series from angle of other rods. Although tip section of Blacky series will bend as same as 85/4, butt power of these are almost as same as BlueReef series. These have been designed to enable you to hold 70 degrees while fish is on. By doing so, potential of power which is hidden in butt section will be brought out.

※Please note that only Blacky series can be held 70 degrees angle.

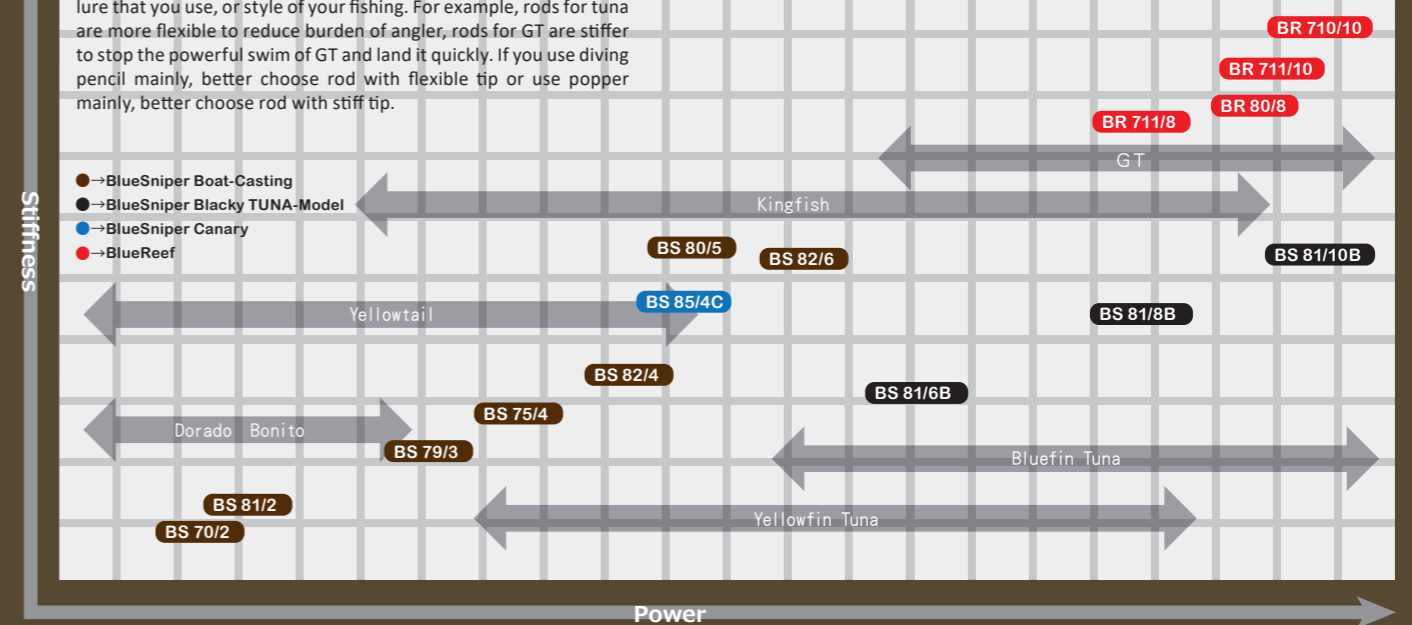
※These images are not illustrated on the full potential or characteristics of rods. Please understand that these pictures are taken under the limited situation, it was loaded with weight on rods gently.



Boat-Casting Model Comparison Table

Characteristic of rods for boat casting will be differed because of lure that you use, or style of your fishing. For example, rods for tuna are more flexible to reduce burden of angler, rods for GT are stiffer to stop the powerful swim of GT and land it quickly. If you use diving pencil mainly, better choose rod with flexible tip or use popper mainly, better choose rod with stiff tip.

※Comparison chart shows strength and stiffness visually. But it is based on reference value from the concept of design so the feeling of stiffness and strength of these rods is depend on personal equation. And also please note that the stiffness doesn't mean the breaking strength.





BattleWhip IKA METAL

BattleWhip / IKA METAL Series / 4 Line up

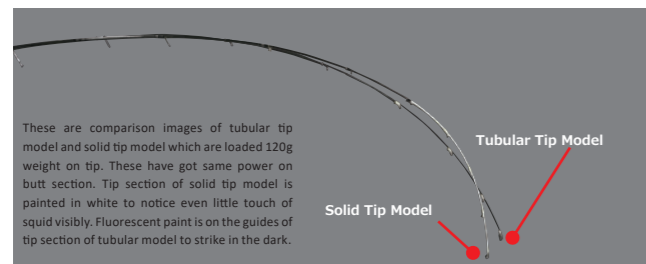
Target / Squid

IKAMETAL game is established as a one of off shore game recent year.

Rod for this technical game is required high sensitivity and operability.

We present you tubular tip model which is employed power and sensitiveness, also solid tip model which is loaded high usability to let you lure delicately. You can choose spinning model or overhead reel model for both tubular tip model and solid tip model. Length of these series are standardize 6ft9inch to sustain both forte of long rod and short rod. These will cover almost all situations of IKAMETAL game.

The lightness, sensitivity, and information which rod transmits will be the huge advantage of anglers for sure.



These are comparison images of tubular tip model and solid tip model which are loaded 120g weight on tip. These have got same power on butt section. Tip section of solid tip model is painted in white to notice even little touch of squid visibly. Fluorescent paint is on the guides of tip section of tubular model to strike in the dark.

Tubular Tip Model
Solid Tip Model

BattleWhip 69L-S IKA METAL Tubular Tip Spinning Model

Lure: Egi ~80g Line: PE 0.4~1
2pcs Length: 2075mm Weight: 79g Price:

Light weight of blanks transmits movement and vital information of squid well and moderate stiffness allow you to manipulate heavier lure at your will. It is good to be used at deep or rapid current area or when you aim large squid. Tubular tip spinning model have versatility for squid fishing from the boat on shallow area.

BattleWhip 69L-B IKA METAL Tubular Tip Overhead reel Model

Lure: Egi ~80g Line: PE 0.4~1
2pcs Length: 2075mm Weight: 97g Price:

This is the overhead model which is same blanks as spinning model. Compared to spinning model, your will be able to control the range of water easier. It will be advantage of anglers when you faced tougher situation than usual. Making use of retrieving power of overhead reel, you can search deeper area lure them out more aggressively with this model.

BattleWhip 69LS-S IKA METAL Solid Tip Spinning Model

Lure: Egi ~70g Line: PE 0.4~1
2pcs Length: 2075mm Weight: 90g Price:

This is the solid tip model which have gotten very high sensitivity on tip section. You can feel vital information from not only sense which is transmitted through blanks but also from the slightest response of solid tip. It is very good at casting and luring quickly when targets are staying near the surface.

BattleWhip 69LS-B IKA METAL Solid Tip Overhead reel Model


Lure: Egi ~70g Line: PE 0.4~1
2pcs Length: 2075mm Weight: 106g Price:

If you aim squid on same range persistently, this overhead reel model with solid tip is going to be the best partner for sure. Solid tip will tells you what is going on inside of water and how is the reaction of squid when you jerk, shake and stay your lure. Although tip section is very flexible of course, moderate stiffness and power are loaded on belly and butt section.

BattleWhip 69L-S IKA METAL Tubular Tip Spinning Model




BattleWhip 69L-B IKA METAL Tubular Tip Overhead reel Model



BattleWhip 69LS-S IKA METAL Solid Tip Spinning Model



BattleWhip 69LS-B IKA METAL Solid Tip Overhead reel Model



Guide: SiC-S stainless frame K guide+SiC stainless frame LDB guide(Fuji) Reel Seat: Spining Model VSS16 / Overhead reel Model TCS16(Fuji) Joint: Put over Ferrule



Light Game

BlueCurrent

BlueCurrent TZ NANO / BlueCurrent TZ / BlueCurrent / BlueCurrent Bait



2019 New model

BlueCurrent TZ/NANO

BlueCurrent TZ NANO

TORZITE Guide • Nano Blanks Series / 8 Line up

Target / Horse Mackerel • Rockfish
Black Sea Bream • Seabass etc

BlueCurrent TZ/NANO series are flag ship models which are filled with our knowledge and techniques of designing blanks of light game.

Once you fish with this series, you notice the lightness and high sensitivity, casting feel that never get unwanted wobble and massive power hidden in butt section will be increased when it is bent. In 2019, 4 new models added to TZ/NANO series. Various length, various type of power, and various kind of characteristics to cover various situations and target that anglers have to face.

New TZ/NANO models support anglers who will never stop exploring to find new method and tactics on your own.

BlueCurrent 62 TZ/NANO Jighead Special

Lure: JH ~3g Line: NY • FC 1~3lb
2pcs Length: 1880mm Weight: 53g Price:

As same as 58TZ, BlueCurrent 62TZ Nano have gotten sharpness within blanks themselves and once fish is on, its bend nice and smoothly from tip to butt section. Thanks to NANOALLOY® technology from TORAY, you can keep fish under control at your own will and you cast lure with minimum motion so you do not have to worry about rough condition if you choose it. We have sharpened this 62TZ up to manipulate both jig head and plug delicately with high sensitivity. Manipulate lure, sense the small bite, strike, and fight under your initiative... You will be able to enjoy the all of elements of light game with it for sure.

Target : Horse Mackerel • Rockfish / Lure : Jighead • Small Sized Plug

NEW BlueCurrent 67 TZ/NANO Jighead Special

Lure: JH ~5g / Plug ~3.5g Line: PE ~0.4 / NY • FC 1~3lb
2pcs Length: 2020mm Weight: 61g Price:

This is specialized model for jig head game which is employed high sensitivity, smoothness, and flexibility on blanks. Although it is nice and flexible, the sharpness and speed of blanks are progressed while reducing unwanted wobble of tip section. Taking full of advantage of NANOALLOY® technology from TORAY, it has been achieved seamless bend curve and incredible repulsive force that let you enjoy not only big mackerel or rockfish but also even a small target. Absolute power and ultrahigh sensitivity are united in blanks of this 67TZ/NANO.

Horse Mackerel • Rockfish / Lure : Jighead • Small Sized Plug
Target : Horse Mackerel • Rockfish / Lure : Jighead • Small Sized Plug



NEW BlueCurrent 71 TZ/NANO Jighead Special

Lure: JH 0.3~5g / Rig ~7g / Plug 1.6~4.5g Line: PE ~0.4 / NY • FC 1~4lb
2pcs Length: 2175mm Weight: 63g Price:

71TZNano is most regular action in BlueCurrent Jig head special series. Although this is specialized model for jig head game, you can approach to target with slow retrieving of small plug or light rig. The sensitivity while you are retrieving is high enough to sense slightly changes of current and tiny vital information. Fish will take your lure without strangeness and blanks will bend smoother like seamless while on fighting. You will realise that is what we are pursuing as a rod smith for light game rod. Of course, the potential of 71TZ Nano can be shown with PE line and also NY or FC line.

Target : Horse Mackerel • Rockfish / Lure : Jig head • Small Sized Rig • Small Sized Plug

BlueCurrent 72 TZ/NANO Jig Special

Lure: Jig 1.5~15g Line: PE 0.3~0.8
2pcs Length: 2185mm Weight: 70g Price:

This is the special tuned model which enable anglers manipulate various weight of jigs from micro sized to 15g weight because of moderate strain of tip section. We have chosen NANOALLOY® technology from TORAY on butt section for extra muscle. Its innovative to a material from TORAY LTD to achieve a high performance of manipulation and sensitiveness. Although you might sense the strain of blanks, it will work as tenacity to land fish smoothly.

Target : Horse Mackerel • Rockfish • etc / Lure : Metal jig

BlueCurrent 77 TZ/NANO Stream Special

Lure: Plug 2~9g / Rig 1.5~13g Line: PE 0.3~0.8
2pcs Length: 2310mm Weight: 74g Price:

This rod which has been built with NANOALLOY® technology from TORAY is for special situation. It achieved high sensitivity and usability of various lures without losing repulsive force of rod even in the rapid current. The potentials of this rod will be shown mostly at the field where the experts likes.

Target : Horse Mackerel • Rockfish • etc / Lure : Plug • Jig head • Sinker

NEW BlueCurrent 83 TZ/NANO Flex

Lure: JH 0.8~5g / Rig 1.8~10.5g / Plug 1.5~8g Line: PE 0.2~0.6
2pcs Length: 2520mm Weight: 73g Price:

If you wish to deliver light weight of jig head farther than ever and manipulate it as you want, we are sure that 83TZNano will make you satisfy. Flexibility and sensitivity of blanks enable you to manipulate light weight of plug delicately even you have delivered it farther than you have expected and you can manipulate it as you are at close range. Blanks bend smoothly like seamless even fish run toward you closer than expected and repulsive force will be enhanced more and more. If it is rough condition at closer range of you, you can fight without anxious thanks to ability of reshaping itself speedy and forcefully after bend deeply.

Target : Horse Mackerel • Rockfish • etc / Lure : Jig head • Small Sized Rig • Small Sized Plug

BlueCurrent 85 TZ/NANO All Range

Lure: 3~21g Line: PE 0.4~1
2pcs Length: 2570mm Weight: 80g Price:

If you want to do everything in light game category, we think that BlueCurrent 85/TZ will make your dream come true. Every range of water will be covered with light line by BlueCurrent 85/TZ which have been gotten sensitiveness and toughness. Blanks with NANOALLOY® technology will support you to sense tiny contact from fish and to pull fish up to surface of the sea smoothly. You will never lose initiative even if you hook big one up accidentally. You will be able to aim Rock Fish, Black Sea Bream, Seabass (aim from top water to deep water), Horse Mackerel or even squid.

Target : Anything / Lure : Anything

NEW BlueCurrent 93 TZ/NANO All Range

Lure: 3~21g Line: PE 0.4~1
2pcs Length: 2825mm Weight: 90g Price:

Actually, it is all depends on your imagination to pull out the infinite potential of this 93TZNano All-Range. We have extended length and enhanced power of 85TZNano All-Range to cover farther range and tougher target. 85TZNano have been tuned as 93TZNano while keeping high sensitivity and manipulability even though massive power have been loaded on butt section. Of course, you can use it for Horse Mackerel or rockfish, it works for black sea bream, seabass or even for squid. As we mentioned, potential of 93TZNano All-Range become unlimited depending on your skill and imagination.

Target : Anything / Lure : Anything

BlueCurrent 62 TZ/NANO Jighead Special



BlueCurrent 67 TZ/NANO Jighead Special



BlueCurrent 71 TZ/NANO Jighead Special



BlueCurrent 72 TZ/NANO Jig Special



BlueCurrent 77 TZ/NANO Stream Special



BlueCurrent 83 TZ/NANO Flex



BlueCurrent 85TZ/NANO All Range



BlueCurrent 93 TZ/NANO All Range



Guide: TORZITE titanium frame K Guide (Fuji) Reel Seat: VSS16(Fuji) Joint: Put over Ferrule

TORZITE Fuji





BlueCurrent TZ

BlueCurrent TZ

TORZITE titanium frame K Guide Series / 5 Line up

Target / Horse Mackerel · Rockfish · Black Sea Bream etc

“BlueCurrent TZ” series are filled with accumulated knowledges and technologies of experienced craftsmen of YAMAGA Blanks. We have reached to an answer how BlueCurrent supposed to be by combination of TORZITE ring guide and well-trimmed blanks. Although you will feel sharpness when you cast and manipulate, we believe that you can enjoy smooth bending curve when you are on fighting. We present you 3 for jig head and 2 for various method.



BlueCurrent 58/TZ Jighead Special

Lure: JH ~3g Line: NY · FC 1~3lb
2pcs Length: 1730mm Weight: 50g Price:

BlueCurrent 58TZ is technical short length model which have been designed to be enable anglers to strike aggressively or let hooks on fish mouth almost automatically with high operate ability of lures. Although, this is specialized model for jig head, so you can twitch and jerk jig head at will of course, you can cast tiny plug up to 3g and give it action delicately as you wish to. It have gotten wide range of release point thanks to flexibility of blanks even though it has employed sharpness and lightness and it will bend nicely to pull fish up to surface with extra muscle hidden inside of it.
Target : Horse Mackerel · Rockfish / Lure : Jig head · Plug

BlueCurrent 58/TZ Jighead Special



BlueCurrent 65/TZ Jighead Special



BlueCurrent 610/TZ Jighead Special



BlueCurrent 72/TZ



BlueCurrent 76/TZ



Guide: TORZITE titanium frame K Guide (Fuji) Reel Seat: VSS16(Fuji) Joint: Put over Ferrule

BlueCurrent 65/TZ Jighead Special

Lure: JH 0.2~5g Line: PE 0.2~0.4 / FC 0.8~3lb
2pcs Length: 1960mm Weight: 58g Price:

This model has been designed specially to enable anglers to earn the distance and improve the manipulation performance under using the jig head. You will be able to cast 1g jig head line drive. Since the guide has become much lighter as it used to, TZ model has been loaded with more sensitive tip section. On the result of that, we have achieved a greater level of casting feelings and manipulation.
Target : Horse Mackerel · Rockfish / Lure : Jig head

BlueCurrent 610/TZ Jighead Special

Lure: JH 0.3~6g Line: PE 0.2~0.4 / FC 1~3.5lb
2pcs Length: 2088mm Weight: 61g Price:

This is the only model that almost has equal casting feelings as JH65/TZ. It has been designed to cover heavy weight jig heads and earn the distance. Bring this rod to field where you are required to cast from the height or cast long distance. Also it has been loaded with tough butt power.
Target : Horse Mackerel · Rockfish / Lure : Jig head

BlueCurrent 72/TZ


Lure: JH 0.2~5g / Rig 0.2~7g Line: PE 0.2~0.6
2pcs Length: 2195mm Weight: 63g Price:

This is the basic model of BlueCurrent TZ series for light game. We have redesigned blanks to make tip section more sensitive than previous model. You will be able to handle various items that are from jig head and sinker rigs with it. Because of this high sensitivity, high controllability, you will be able to fish delicately at your own will.
Target : Horse Mackerel · Rockfish / Lure : Jig head · Sinker · Plug

BlueCurrent 76/TZ

Lure: JH 0.3~5g / Rig 0.3~10g / Plug 1.8~7g Line: PE 0.3~0.6
2pcs Length: 2288mm Weight: 69g Price:

It will cover various situations with various kind of lures as such as jig head, sinker, or plug. Although it have been loaded sensitive and flexible tip section to manipulate jig head, power of butt section is enough to stop running of good sized horse mackerel and rock fish. It is also well balanced for using top water plugs.
Target : Horse Mackerel · Rockfish · Black Sea Bream
Lure : Jig head · Sinker · Plug



BlueCurrent
“III” Strive for a New Era
76 Stream



New model

BlueCurrent
“III” Strive for a New Era

BlueCurrent III

SiC-S stainless frame guide BlueCurrent Third generation

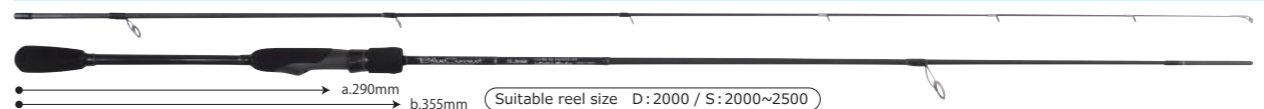
Target / Horse Mackerel · Rockfish
Black Sea Bream · Seabass etc

NEW BlueCurrent 76 Stream

Lure: MAX 12g Line: PE 0.3~0.8
2pcs Length: 2290mm Weight: 81g Price:

This BlueCurrent 76 Stream have been designed to let you manipulate various size of plugs around 5cm for horse mackerel and rock fish, around 6 to 9cm for seabass and black sea bream. If you wish to aim target on surface of water with plugs, this specialized model which is enable you to manipulate top water plug delicately, twitching minnow or retrieving sinking pencil going to be your big help. Moderate stiffness on tip and belly section will let you fish with seamless action. Although seabass and black sea bream are main target of 76 Stream, it is good to be used for plugging game of horse mackerel and rock fish as well.

BlueCurrent 76 Stream



Guide: SiC-S stainless frame K guide(Fuji) Reel Seat: VSS16(Fuji) Joint: Put over Ferrule



BlueCurrent

BlueCurrent / SiC-S stainless frame guide Series / 5 Line up

Target / Horse Mackerel · Rockfish · Black Sea Bream etc

We have been pursuing that how we keep “BlueCurrent” low budget while achieving high performance of casting, handling, durability and sensitiveness as a high quality fishing equipment for light target of salt water. Even though all of these models have sensitive and flexible tip section to reduce the chance of losing fish, the strong repulsive power on butt section will allow anglers to apply good amount of pressure on fish and land it smoothly.

BlueCurrent 510

Lure: JH ~3g Line: NY·FC 1~3lb
2pcs Length: 1780mm Weight: 59g Price:

We have tried to load to 510 most delicate tip section ever as tubular blank and more power will be loaded to butt section when it is bent while keeping sharpness as short rod. You will be able to cast and manipulate tiny jig head such as less than 0.5g without any stress and also it have been gotten enough power on butt section to keep large one under control as a well-balanced rod for jig head fishing.

Target : Horse Mackerel / Lure : Jig head

BlueCurrent 68 II

Lure: JH 0.3~5g / Sinkers 1.8~6g Line: PE 0.2~0.4 / NY·FC 1~3lb
2pcs Length: 2042mm Weight: 68g Price:

Compared to the previous model, the casting of lighter jig heads have been improved with a sharper casting feel. The sensitivity of blanks has also been improved for anglers to even sense the slightest changes in the bites, resulting in a swift and smooth hooking. This will become your basic model as an all rounder Aji game rod.

Target : Horse Mackerel / Lure : Jig head

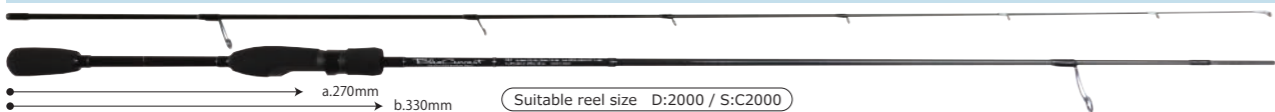
BlueCurrent 510




BlueCurrent 68 II



BlueCurrent 74 II



BlueCurrent 80 II



BlueCurrent 82F NANO



Guide: SiC-S stainless frame K guide(Fuji) Reel Seat: IPS16(Fuji) Joint: Put over Ferrule

BlueCurrent 74 II

Lure: JH 0.3~5g / Sinkers 1.8~8g Line: PE 0.2~0.5 / NY·FC 1~4lb
2pcs Length: 2230mm Weight: 74g Price:

The tip is flexible enough to even capture the bites of the smallest of fish, yet having an overall sharp feeling to it. With its outstanding casting ability and the wide range of the release point, it is great for all levels of anglers. We have managed to create a very versatile rod for not only targeting the Aji, but also for the Mebaru (rock fish) game.

Target : Horse Mackerel · Rockfish / Lure : Jig head · Sinkers · Plug

BlueCurrent 80 II

Lure: JH 0.5~5g / Sinkers 1.8~10g Line: PE 0.3~0.6
2pcs Length: 2440mm Weight: 80g Price:

This is a long length rod ideal for the rock fish game or Aji game off the rocks or areas that require long distance casting. You will be shocked to feel the lightness of this 8ft rod and how sharp the casting feel is. The quality and performance of the blank is astounding when considering this price range. The high sensitivity in the long distance range and the flexible yet strong butt will effectively bring in your fish. We offer a new dimension for your light game.

Target : Horse Mackerel · Rockfish / Lure : Jig head · Sinkers · Plug

BlueCurrent 82F NANO

Lure: Max 18g Line: Max PE 0.6
2pcs Length: 2495mm Weight: 80g Price:

When you face the situation that you need to cast float rig a farther, we recommend you to choose this BlueCurrent 82F Nano. You can cast even heavy float rig comfortably and keep large horse Mackerel or Rock fish under control at your own will thanks to massive power of butt section with NANOALLOY® technology from TORAY. On the other hand, tip section with ultimate sensitiveness make you sense even micro bite of spooky fish. Of course you can cast and manipulate sinker, plug or metal jig without any stress.

Target : Horse Mackerel · Rockfish / Lure : Float Rig · Sinkers · Plug · Small Sized Metal jigs



BlueCurrent Overhead reel Model

BlueCurrent / Overhead reel Model
SiC-S stainless frame guide Series / 3 Line up

Target / Horse Mackerel · Rockfish · Black Sea Bream etc

BlueCurrent overhead models are designed to cast and manipulate light weight of lure without any stress. The high sensitivity transmits movement and vital information of even small target or slightly changes of current so you can deliver light jig head where you wish to.

We present you 63 & 71 for light game with jig head and also 78NANO for wide range of target of light game category as such as black sea bream or seabass.



BlueCurrent 63 Overhead reel Model

Lure: Max 5g Line: Max PE 0.6
2pcs Length: 1920mm Weight: 76g Price:

If you use jig head weight around 1~2g mainly or even 0.5g, we recommend you to choose this 63 overhead model. You will be able to sense tiny contact of fish when jig head is falling and you can manipulate jig head for wind game around 2~3g at your own will then set hook on aggressively because of blanks that well balanced and well designed. Although it is overhead model, you will cast long distance as well as you do with spinning reel thanks to combination of this blanks and latest overhead reels.

Target : Horse Mackerel · Rockfish / Lure : Jig head

BlueCurrent 71 Overhead reel Model

Lure: Max 8g Line: Max PE 0.8
2pcs Length: 2160mm Weight: 80g Price:

This is long length and multipurpose model of 63 overhead for anglers to manipulate not only jig head but also plug or micro jig. It is of course suit for Horse mackerel (Aji), also you will be able to keep rockfish or black sea bream under control and land it smoothly thanks to that enough butt power. These 63,71 are also works well for game off the boat.

Target : Horse Mackerel · Rockfish / Lure : Jig head · Plug


BlueCurrent 78 NANO Overhead reel Model

Lure: Max 15g Line: Max PE 0.8
2pcs Length: 2335mm Weight: 87g Price:


If you are required to cast a long distance, we recommend you to pick this. This versatile overhead model enable you to manipulate sinker, plugs and jigs then you can aim not only horse mackerel and rockfish but also black sea bream and seabass because of that accuracy of cast and amazing power of butt section.

Target : Horse Mackerel · Rockfish · Black Sea Bream
Lure : Sinkers · Plug · Small Sized Metal jigs

BlueCurrent 63 Overhead reel Model



BlueCurrent 71 Overhead reel Model



BlueCurrent 78 NANO Overhead reel Model



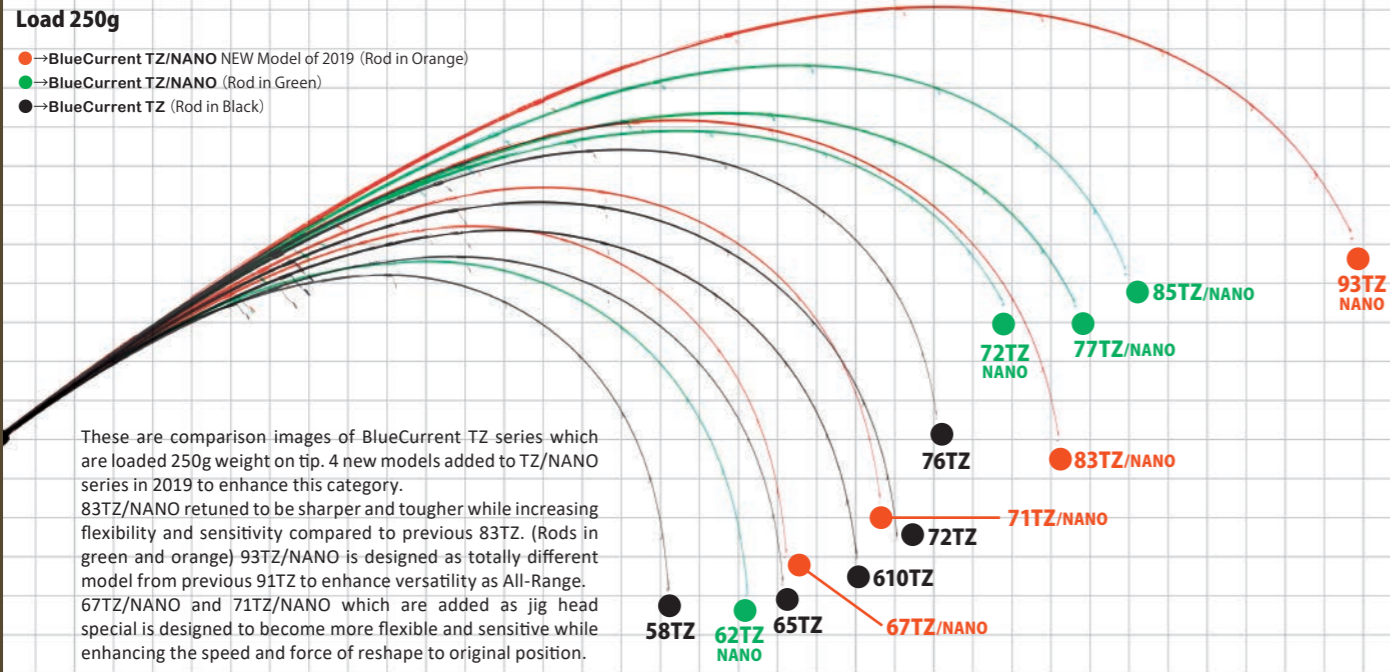
Guide: SiC-S stainless frame K guide+SiC-S titanium frame RV Guide on butt guide (Fuji) Reel Seat: PMTS17(Fuji) Joint: Put over Ferrule

BlueCurrent TZ/NANO & BlueCurrent TZ

BlueCurrent TZ/NANO & BlueCurrent TZ / Bending Curve / Load 250g

Load 250g

- BlueCurrent TZ/NANO NEW Model of 2019 (Rod in Orange)
- BlueCurrent TZ/NANO (Rod in Green)
- BlueCurrent TZ (Rod in Black)



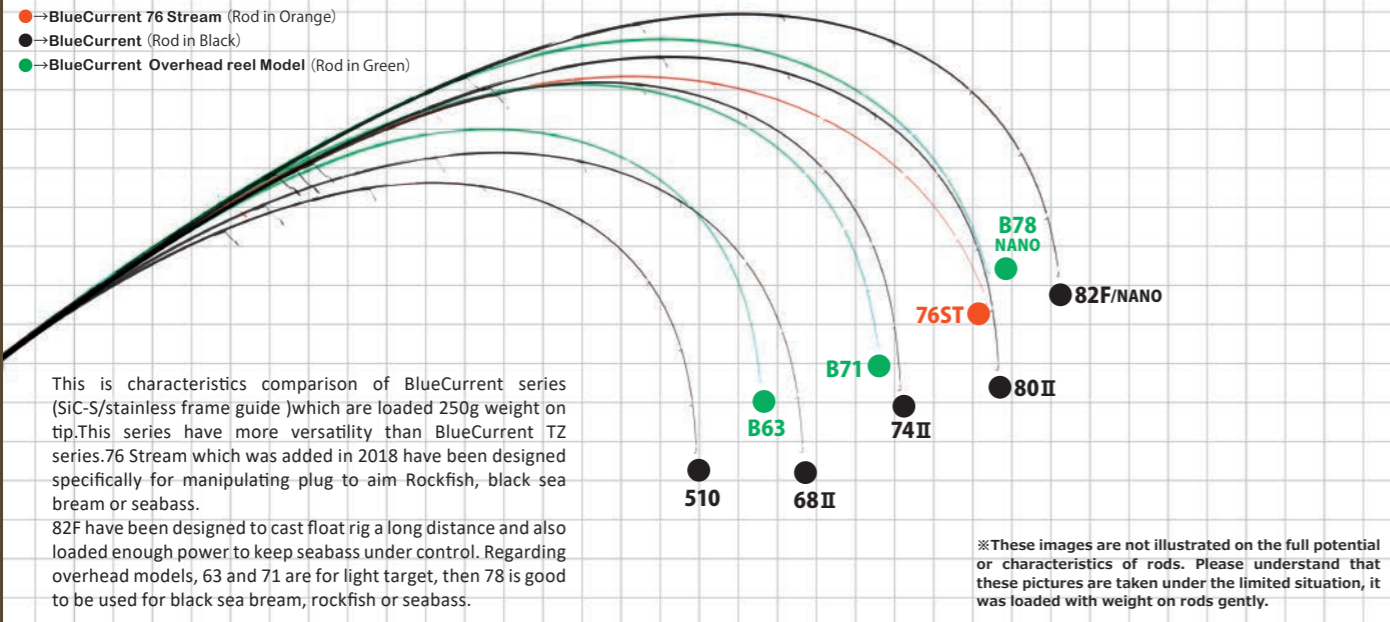
These are comparison images of BlueCurrent TZ series which are loaded 250g weight on tip. 4 new models added to TZ/NANO series in 2019 to enhance this category. 83TZ/NANO returned to be sharper and tougher while increasing flexibility and sensitivity compared to previous 83TZ. (Rods in green and orange) 93TZ/NANO is designed as totally different model from previous 91TZ to enhance versatility as All-Range. 67TZ/NANO and 71TZ/NANO which are added as jig head special is designed to become more flexible and sensitive while enhancing the speed and force of reshape to original position.

BlueCurrent & BlueCurrent Overhead reel Model

BlueCurrent SiC-S stainless frame guide model & BlueCurrent Bait model / Bending Curve / Load 250g

Load 250g

- BlueCurrent 76 Stream (Rod in Orange)
- BlueCurrent (Rod in Black)
- BlueCurrent Overhead reel Model (Rod in Green)

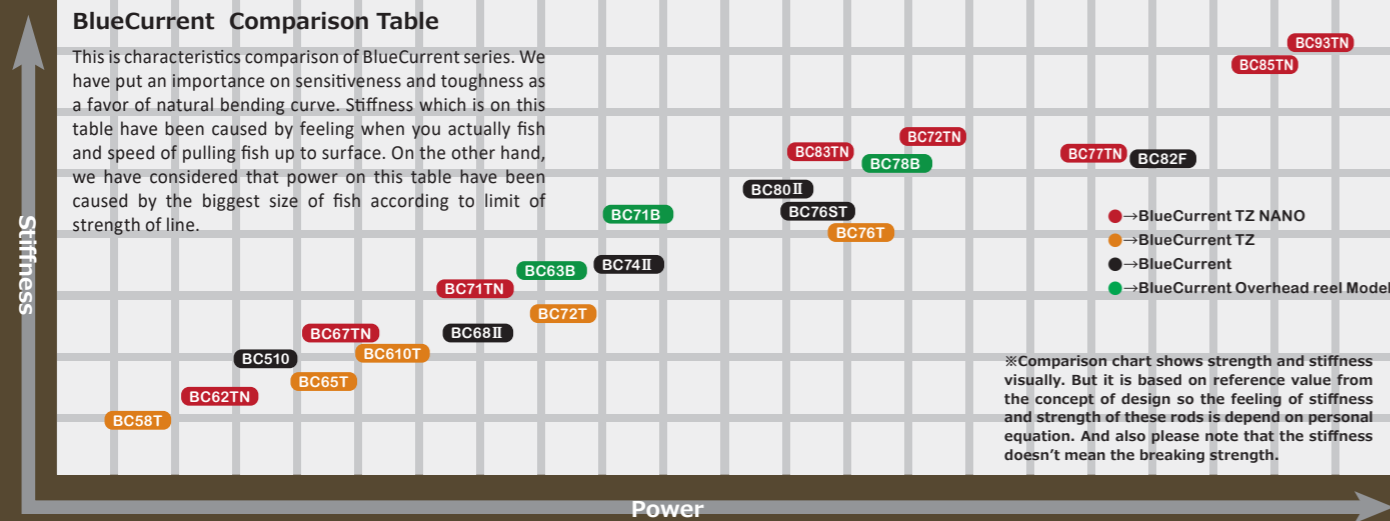


This is characteristics comparison of BlueCurrent series (SiC-S/stainless frame guide) which are loaded 250g weight on tip. This series have more versatility than BlueCurrent TZ series. 76 Stream which was added in 2018 have been designed specifically for manipulating plug to aim Rockfish, black sea bream or seabass. 82F have been designed to cast float rig a long distance and also loaded enough power to keep seabass under control. Regarding overhead models, 63 and 71 are for light target, then 78 is good to be used for black sea bream, rockfish or seabass.

※These images are not illustrated on the full potential or characteristics of rods. Please understand that these pictures are taken under the limited situation, it was loaded with weight on rods gently.

BlueCurrent Comparison Table

This is characteristics comparison of BlueCurrent series. We have put an importance on sensitiveness and toughness as a favor of natural bending curve. Stiffness which is on this table have been caused by feeling when you actually fish and speed of pulling fish up to surface. On the other hand, we have considered that power on this table have been caused by the biggest size of fish according to limit of strength of line.



※Comparison chart shows strength and stiffness visually. But it is based on reference value from the concept of design so the feeling of stiffness and strength of these rods is depend on personal equation. And also please note that the stiffness doesn't mean the breaking strength.

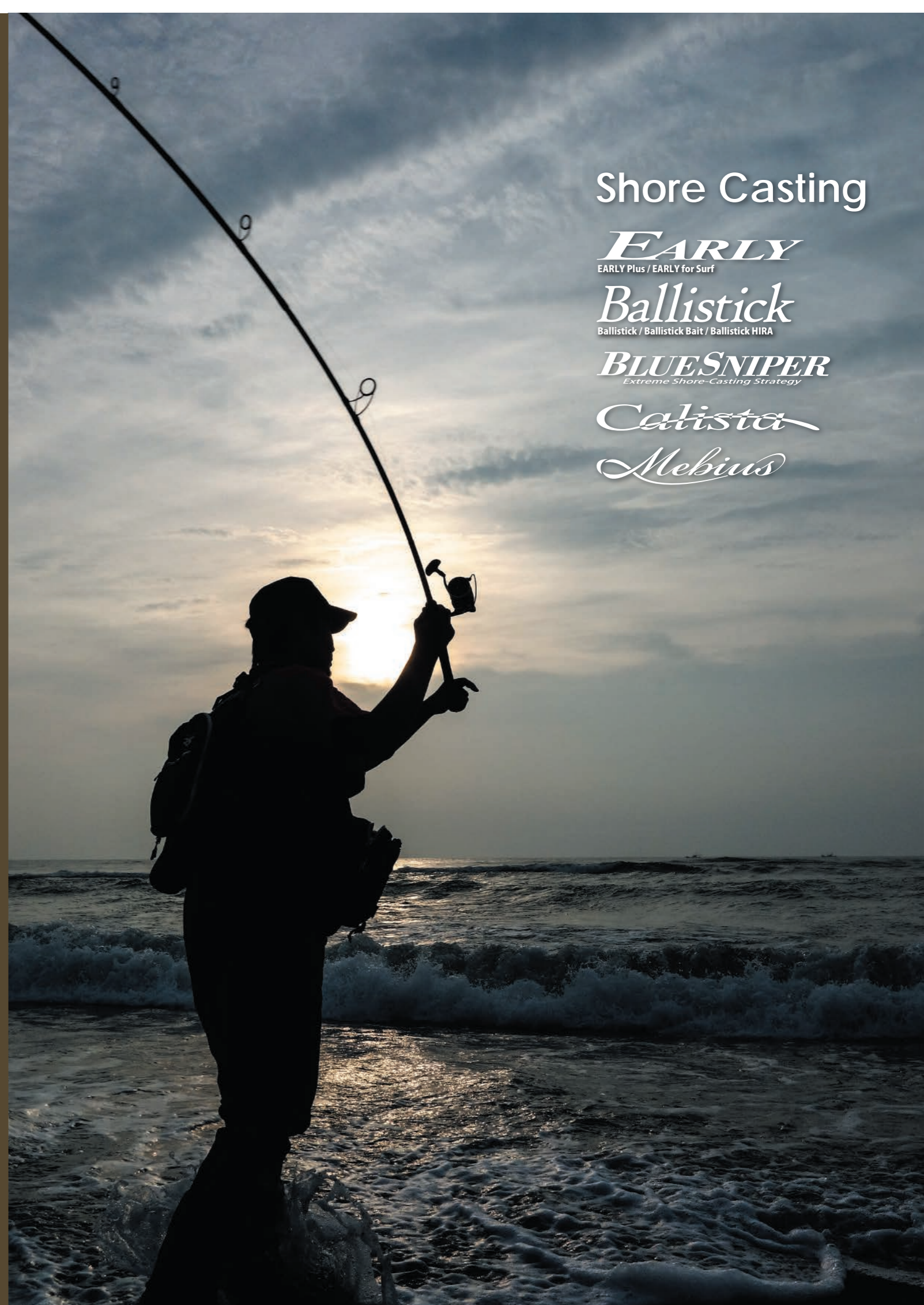
Shore Casting

EARLY
EARLY Plus / EARLY for Surf

Ballistick
Ballistick / Ballistick Bait / Ballistick HIRA

BLUESNIPEr
Extreme Shore-Casting Strategy

Calista
Mebius





EARLY Plus

EARLY Plus / Seabass Series / 9 Line up

Target / Seabass • Flatfish • Hair-tail • Small sized Blue-Runner

EARLY Plus for Seabass game which have been highly regarded since it has been released because of that cost performance as fishing rod that is proudly made in Japan without any compromises. Every single Blank which is produced by YAMAGA Blanks is designed to pursue the lightness, the ability of casting and toughness as a reliable tool for fishing. The characteristic of EARLY Plus is blanks which has been loaded sharpness and tenacious butt section with toughness. Once large seabass is on, rod will be bent and power of lifting will increase when it is bent more and more.



EARLY Plus 88ML

Lure: 7~28g Line: PE 0.8~1.5
2pcs Length: 2630mm Weight: 140g Price:

This 88ML is versatile model which is the core of this series. Early+ 88ML has been designed to manipulate minnow around 12cm mainly, or various lures like vibrations, sinking pencil etc... This comfortable length is good to be fished at mudflats or wading fishing in the river mouth.

Target : Seabass / Lure : Minnow around 12cm • Vibrations • Sinking pencil
Field : Mudflat • Estuary

EARLY Plus 95ML

Lure: 7~28g Line: PE 0.8~1.5
2pcs Length: 2855mm Weight: 147g Price:

Early+ 95ML is the best model to explore the huge area like mudflats, river mouth or surf. To search the pin spot of changes of landscape or explore the sea current widely, this is the perfect rod for search game in an open area. Although this is ML class rod, it has been loaded with enough power on the butt section to make large size class sea bass under control, which means, it is strong enough to fight a big fish from rocks or surf.

Target : Seabass • Flatfish / Lure : Minnow around 12cm • Vibrations • Sinking Pencil
Field : Mudflat • Estuary • Surf • Rocks

EARLY Plus 92XML

Lure: 7~32g Line: PE 0.8~2
2pcs Length: 2780mm Weight: 147g Price:

Early+ 92XML have blanks which has been combined with sensitiveness and high resilience tip with persistence and tough butt section. This has been loaded more power than 95ML in order to aim the large size sea bass at the field where the current is running rapidly like large river, river mouth or straits. The large sea bass and many other big ones has been caught with this 92XML. This could be called a ranker hunter.

Target : Seabass / Lure : Minnow 12cm • Vibrations • Sinking pencil
Field : Straits • Rocks • Estuary • Rivers • Surf

EARLY Plus 81M

Lure: 6~32g Line: PE 0.8~1.5
2pcs Length: 2475mm Weight: 130g Price:

This has been tuned as special model not only for Seabass but also for Hair-tail from shore. We have designed this well balanced model to keep jig head under control and jerking with a steady rhythm. Tip and belly section which have gotten flexibility and high sensitivity will help you to manipulate minnow around 12~14 cm when you aim at trophy size of Seabass.

Target : Seabass • Hair-tail / Lure : Lures for wind fishing • Minnows around 12cm
Field : Port • Estuary

EARLY Plus 86M

Lure: 6~32g Line: PE 0.8~1.5
2pcs Length: 2580mm Weight: 142g Price:

This is the one that enable angler to manipulate vibration without any stress and to feel good response when you are jerking minnow hard. We have designed this model to manipulate lures which you can sense the feeling of resistance of water when you retrieve it without any stress. Of course it have been loaded high sensitivity to sense the feeling of small contact while you are manipulating lure. You will be able to notice that you will have less problem when it is hooked up itself, lands fish smoothly with it even when you are wading. We propose this model to seabass fisher who is searching big fish in all of range of the waters.

Target : Seabass • Flatfish • Hair-tail / Lure : All kind of Vibrations • All kind of Minnow
Field : Port • Rivers

EARLY Plus 96M

Lure: 7~35g Line: PE 0.8~2
2pcs Length: 2895mm Weight: 170g Price:

This has been designed to be fished on surf or mouth of large river and it have been loaded enough power and speed on blanks to cast heavy lures such as metal vibration or heavy jig head in against wind. We think that you will be able to feel it has not only enough toughness on butt section to keep fish under control even in backwash. And you will be able to do light jigging from shore using metal jig which is up to 35g with it.

Target : Flatfish • Seabass • Small sized Blue-Runner / Field : Surf • Rocks • Port • Estuary
Lure : All kind of Vibrations • All kind of Minnow • Heavy Jig Head • Metal Jig

EARLY Plus 100M

Lure: 10~35g Line: PE 1~2.5
2pcs Length: 3055mm Weight: 187g Price:

Early+ 100M is the best to be used at the field where long distance casting is required like rocks, dikes, surf or large rivers. Although it has gotten enough power on the blanks to cast minnow over 14cm or like heavy vibration, it has also got high level of sensitivity.

Target : Seabass • Flatfish / Lure : Minnow around 12~14cm • Vibrations
• Sinking pencil • Metal Jig / Field : Rocks • Estuary • Surf • Dikes etc

EARLY Plus 102MH

Lure: 12~50g Line: PE 1.2~3
2pcs Length: 3100mm Weight: 213g Price:

This is a long length rod for not only large sized sea bass but also for black fin sea bass or small sized blue runner. 102MH has been designed for the game where you may require to cast large plugs long distance or light shore jigging game that you can manipulate jigs around 50g rhythmically. This is the powerful model with tough butt section which will enable anglers to stop the large sizes on the last-ditch effort.

Target : Seabass • Black Fin Seabass • Blue-Runner (around 1~3kg)
Lure : Minnow over 14cm • Plugs for Blue-Runner • Metal Jig / Field : Rocks • Surf • Dikes etc


EARLY Plus 98H

Lure: 18~60g Line: PE 1.5~3
2pcs Length: 2935mm Weight: 224g Price:


Early+ 98H will be able to cover the situations where you use big bait, metal jig or large lures like top plug for bluerunner. This is the most powerful model of Early+ series that enables anglers to pull out large sized sea bass from wave dissipating block, to fight against Blue runner around 5kg. Although it has gotten the power like once you fish with it you will feel the lightness and sharpness of it.

Target : Seabass • Blue-Runner (Up to 5kg)
Lure : Big Bait • Plugs for Blue-Runner • Metal Jig / Field : Rocks • Surf • Dikes etc


EARLY Plus 88ML




EARLY Plus 95ML



EARLY Plus 92XML



EARLY Plus 81M




EARLY Plus 86M



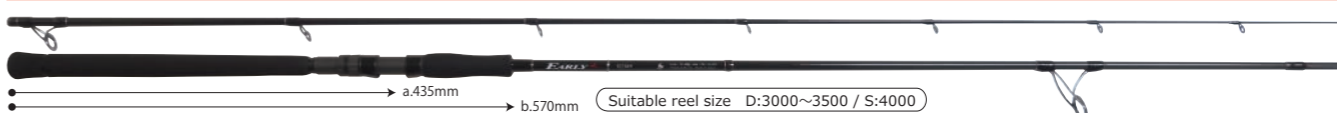
EARLY Plus 96M



EARLY Plus 100M



EARLY Plus 102MH



EARLY Plus 98H



Guide: SiC-S stainless frame K guide(Fuji) Joint:Put over Ferrule
Reel Seat: [100M • 102MH • 98H] DPS18/BACK STOP BACK STOP Double Nut [96M] VSS17/BACK STOP BACK STOP Double Nut [Rest of All] VSS16/All model/BACK STOP BACK STOP Double Nut(Fuji)



New model

EARLY For Surf

EARLY / Surf Game Series / 3 Line up

Target/ Flatfish · Seabass · Black fin seabass
· Small sized Blue-Runner

We have developed 3 types of new EARLY which are 103M, 105MH and 109MMH for fishing on sandy or rocky beach. We have focused on ability of long distance cast, lightness to keep your concentration higher and strength to deliver heavy jig farther than you think.

Of course these are good to be used for flat fish with minnow, metal jig or jig head on surf, also suits to black fin seabass or blue runner from surf.

Additionally, these three will work for tougher situation such as light shore jiggling to aim blue runner, black fin seabass from rocks.

Although these are perfect for surf fishing, you can fish on various situations and fields to aim many kind of target with these 3 kind of new face.

We believe that you will be able to hunt big one which might be hiding the spot where you could not reach.



NEW EARLY 109MMH

Lure: 8~50g Line: PE 1~2
2pcs Length: 3295mm Weight: 195g Price:

109MMH have been loaded specialized ability to deliver plugs much farther than you can imagine even if its small or big plugs. Flexible and sensitive tip section will be enable you to not only cast light lure easily but also sense slightly changes of current or situations of bottom sea even in night time. You can handle plug around 45g without any stress as same as 105MH, so please take this 109MMH to aim seabass or black fin seabass from rocky or sandy beach.

Target : Flatfish · Seabass & Black fin seabass / Lure : Plug · Jig head · Metal Jig
Field : Surf · Rocks

NEW EARLY 105MH

Lure: 10~50g Line: PE 1~2
2pcs Length: 3180mm Weight: 192g Price:

This 105MH have most powerful blanks of new 10ft series to deliver 50g of lure farther than ever you have reached. Especially the butt section of 105MH have been loaded huge power to launch heavy lure farther than your expectations and also to keep big target under control without losing initiative. High versatility employed to blanks for target as such as seabass, black fin seabass, or blue runner from rocky and sandy beach, rocks or piers.

Target : Flatfish · Seabass & Black fin seabass / Lure : Plug · Jig head · Metal Jig etc
Field : Surf · Rocks

NEW EARLY 103M

Lure: 8g~42g Line: PE 0.8~1.5
2pcs Length: 3150mm Weight: 174g Price:

If you wish to cast and manipulate various kind of lures as such as minnow 9cm class, sinking pencil minnow 40g, jig minnow or jig head, this EARLY 103M is going to be enable you to fish comfortably thanks to that excellent casting feel. As long as you have loaded power on blanks even small amount, you can get enough distance without losing energy and concentrations. This 103M can be handled by any level and type of anglers for sure.

Target : Flatfish · Seabass / Lure : Plug · Jig head · Metal Jig etc
Field : Surf · Rocks · Estuary


EARLY 103M



EARLY 109MMH



EARLY 105MH



Guide: SIC-S stainless frame K guide(Fuji) Reel Seat: DPS18(Fuji) Joint: Put over Ferrule



Ballistick

Ballistick / Seabass Series / 5 Line up

Target/ Seabass · Flatfish

Ballistick series are flagship models for Seabass game from YAMAGA Blanks to adjust the various situation and we have succeeded to achieve all factors that are required to make it excellent seabass rod without any compromise.

NANOALLOY® from TORAY have been loaded to blank itself to get high cast ability and high sensitiveness to keep fish under control.

Ballistick 92ML TZ/NANO

Lure: 5~24g Line: PE 0.6~1.2
2pcs Length: 2790mm Weight: 120g Price:

If you are required to twitch or jerk minnow delicately, we recommend you to choose this 92ML which have been loaded sensitive tip section. Also it was designed to be well balanced and high responded model with sensitiveness. You will be able to take this for seabass fishing does not matter day game or night game to lure the big one with this strength and sensitiveness.

Target : Seabass / Lure : Plug / Field : Estuary · Port

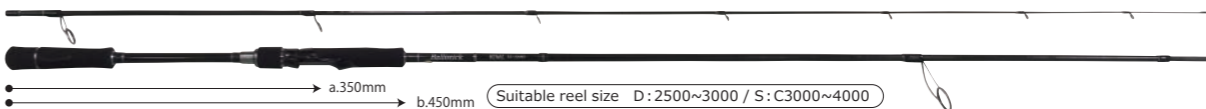
Ballistick 86M TZ/NANO

Lure: 6~32g Line: PE 0.8~1.5
2pcs Length: 2605mm Weight: 122g Price:

This is the medium class rod which have been loaded versatility to use lure from minnow sized 9~14cm to heavy vibration without any stress when you are wading. If you do not want to lose initiative when you have hooked huge seabass up while you are wading in the river, it will work for you because of powerful butt section with NANOALLOY® technology.

Target : Seabass / Lure : Minnow 9~14cm · Plug / Field : Rivers · Mudflats


Ballistick 92ML TZ/NANO



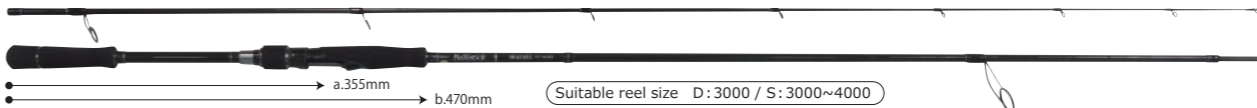
Ballistick 86M TZ/NANO



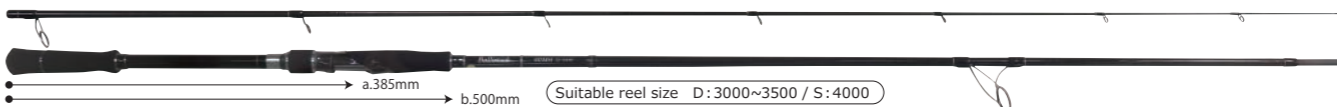
Ballistick 94M TZ/NANO



Ballistick 96MMH TZ/NANO



Ballistick 102MH TZ/NANO



Guide: TZ Titanium frame K Guide + Top Guide : Flange Ring Guide (Fuji) Reel Seat: [92ML · 86M · 94M] VSS16 [Rest of All]: VSS16(Fuji) Joint: Spigot Ferrule

TORZITE. NANOALLOY



Ballistick Bait

Ballistick Overhead reel Model / Seabass Series / 5 Line up

Target / Seabass · Flatfish · Black fin seabass

Blanks of Ballistick overhead models are adjusted to be utilized advantage of overhead tackles as such as casting feel, sensitivity, toughness, and stability of reeling.

Although blanks of these are quite flexible to be loaded weight of lure easily, you will notice that enough sharpness is hidden inside of these.

Ballistick 810ML RC NANO Overhead reel Model

Lure: 7~32g Line: PE 0.8~1.5
2pcs Length: 2695mm Weight: 134g Price:

This is special tuned model to pursue accuracy of cast when you fish at upper or mid of the river. Moderate Modulus of these blanks will help anglers to cast lure with minimum motion and deliver it to underneath of over hung at your own will with higher accuracy. It is well designed to let anglers manipulate lure in a current river without any stress, and well balanced power which is accumulated inside of the blank will help anglers to pull the big one out from even rapid current.

Target : Seabass / Lure : Plug
Field : Rivers (Especially the flow velocity field in the upper - middle region)

Ballistick 85M NANO Overhead reel Model

Lure: 8~42g Line: PE 1~2
2pcs Length: 2560mm Weight: 136g Price:

This is the basic model for seabass game on rivers and port. You will be able to manipulate vibrations or sinking pencil which effects the lures when it is falling in the water at your own will and also accuracy cast around structures with this 85M. This is also good for rockfish game while utilizing sharpness and stiffness of blanks.

Target : Seabass / Lure : Plug · Metal jig / Field : Rivers · Port

Ballistick 810ML RC NANO Overhead reel Model



Ballistick 85M NANO Overhead reel Model



Ballistick 93M NANO Overhead reel Model



Ballistick 103MH NANO Overhead reel Model



Ballistick 710XH BIG-BAIT Overhead reel Model



Guide: SIC-S Titanium flame K Guide(Fuji) Reel Seat: [810ML·85M] ACS16 [Rest of All] ACS17(Fuji) Joint: [710XH] Grip joint [Rest of All] Spigot Ferrule



Ballistick HIRA

Ballistick HIRA / Black fin Seabass Model / 4 Line up

Target / Black fin Seabass · Flatfish · BlueRunner

Ballistick Hira for black fin seabass have been designed to cast even in rough condition without losing accuracy and to keep your initiative while you are fighting with unexpected big fish on complicated rocky shore.

Even though you might feel some stiffness when you hold it, it is sensitive and flexible enough to control fish smoothly reducing the chance of breaking off.

Blanks will keep applying good amount of pressure on fish thanks to potential and characteristics of NANOALLOY® technology.



Ballistick HIRA 107M TZ/NANO

Lure: 7~40g Line: Max PE 1.5
2pcs Length: 3230mm Weight: 196g Price:


This technical rod let you land huge fish very smoothly without losing initiative and you will be able to get less chance of hook off thanks to flexibility of blanks themselves. Flexibility of blanks employed NANOALLOY® technology will apply good pressure to fish continuously. More flexibility than MH class is loaded to blank of tip to belly section without losing sharpness when you cast. It has been adjusted to use light line, cast and manipulate lure comfortably. If you are going to try variety of tactics and method to lure monster fish, this 107M must be a huge advantage for you.

Target : Black fin seabass / Lure : Plug · Vibrations / Field :Rocks

Ballistick HIRA 107M TZ/NANO



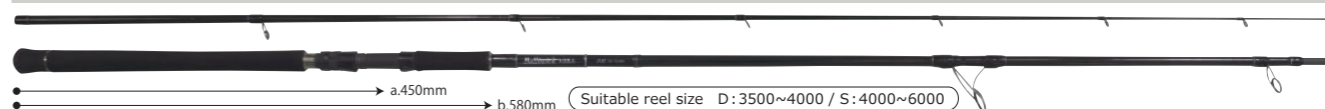
Ballistick HIRA 107MH TZ/NANO



Ballistick HIRA 11MH TZ/NANO



Ballistick HIRA 11H TZ/NANO



Guide: TZ Titanium flame K Guide + Top Guide : Flange Ring Guide(Fuji) Reel seat: DP518/BACK STOP Dubble nut (Fuji) Joint: Spigot Ferrule



Ballistick HIRA 107MH TZ/NANO

Lure: 7~45g Line: Max PE 2
2pcs Length: 3230mm Weight: 198g Price:

This is one of the perfect rod for Black-Fin Seabass to cover various situation and field to aim it. You will be able to cast and manipulate, not only minnow Black-Fin Seabass but also any kind of lures as such as small sized sinking pencil, vibration or jig head even in headwind. Although this is the MH class rod, it has loaded enough power to fight and keep large sized Black-Fin Seabass under control.

Target : Black fin seabass / Lure : Plug · Vibrations / Field :Rocks

Ballistick HIRA 11MH TZ/NANO

Lure: 8~50g Line: Max PE 2.5
2pcs Length: 3360mm Weight: 228g Price:

Although this 11MH have been designed for Black-Fin Seabass, it is tough enough to keep Blue Runner up to 5kg under control. Of course, you will be able to manipulate plug delicately and once you hooked even huge one at tough field, you will never lose initiative for sure. If you are an angler who fish in tough situations and wish to land fish smoothly without any stress, we recommend you to take 11MH which will be huge advantage for you.

Target : Black fin seabass · BlueRunner / Lure : Plug · Vibrations · Metal jig / Field :Rocks

Ballistick HIRA 11H TZ/NANO

Lure: 10~60g Line: Max PE 3
2pcs Length: 3360mm Weight: 241g Price:

This is the mighty rod for Black-Fin Seabass. Although it is powerful enough to catch Black-Fin Seabass over 10kg, you will sense how light and sharp it is when you actually fish. You don't have to worry about hooking Blue Runner up suddenly when you are trying to aim Black Fin Seabass because of ultimate power hidden in blanks of 11 H. But it is not just tough rod. Once you hold it and cast, manipulate heavy lure in headwind, we believe that you will notice that it has been loaded sharpness and sensitivity on blanks to make expert or even beginner anglers satisfy.

Target : Black fin seabass · BlueRunner
Lure : Plug · Vibrations · Metal jig / Field :Rocks · Isolated island

BLUESNIPEr

Extreme Shore-Casting Strategy

BlueSniper / for Blue runner / 6 Line up

Target / Kingfish · Yellowtail · Amberjack

BlueSniper shore casting series have been loaded sharpness, Lightness and high usability while taking advantage of NANOALLOY® technology from TORAY. ML class which is suited to light weight of minnows or sinking pencil, H class to manipulate up to 200mm of diving pencil and jigs over 100g. The potentials which are hidden in blanks of these 6 models will enable you to cover various situations and field without losing initiative of anglers. Remarkable characteristics of these series are flexibility and sensitiveness of tip section to make lures swim more like real fish, and toughness of butt section to pull heavy fish up to surface while applying the good amount of pressure on fish.

Which means that we have pursued basic performance as shore casting rod. Win some, lose some...it is depend on judgement you have made at crucial phase. This BlueSniper shore casting series has been designed as a rod which will support you to make a right decision to land memorial fish.

BlueSniper 96ML

Lure: Jig ~60g / Plug ~40g Line: Max PE 2 Drag Max: 3kg/45°
2pcs Length: 2935mm Weight: 223g Price:

This is medium light shore jigging rod to aim small sized of yellowtail, amberjack and cero. This would be suited jigs around 40g, minnow around 10cm~14cm from break water or surf. You can handle it like a seabass rod but huge butt power is hidden in blank itself to keep even mid-sized Blue Runner under control. You can manipulate not only metal jig or minnow but also sinking pencil bait or vibration to have an advantage on situations that you are faced out there.

Target : Small sized Blue-runner · Flatfish / Lure : Plug · Metal jig
Field : Piers · Rocks · Surf



BlueSniper 100M

Lure: Jig ~80g / Plug ~50g Line: Max PE 3 Drag Max: 4.5kg/45°
2pcs Length: 3070mm Weight: 245g Price:

This is the mid power model which have been loaded toughness and lightness to aim blue runner around 3kg from pier or surf. You can take advantage of its length to aim fish that feeding in the distance with high accuracy. If you are going to fish at field where current flows rapidly and fish have caught tide, you can still keep it under control with this 100M. Even you are in a severe situation you will be able to have an advantage on fighting with monster fish.

Target : BlueRunner / Lure : Plug · Metal jig / Field : Piers · Rocks

BlueSniper 97MMH

Lure: Jig ~100g / Plug ~60g Line: Max PE 4 Drag Max: 6kg/45°
2pcs Length: 2950mm Weight: 296g Price:

BlueSniper 97MMH which is well tuned with flexible tip and powerful butt. It enable you to manipulate jig and plug at your will without failure thanks to its nice and flexible tip section. Especially when you use jig, it will reduce physical burden of angler thanks to its length. Yet 97MMH works well for Blue Runner around 3~5kg, you can fight against to even over 5kg without anxious because of its tough and tenacity butt section.

Target : BlueRunner / Lure : Metal jig · Plug / Field : Piers · Rocks

BlueSniper 100MH

Lure: Jig ~120g / Plug ~80g Line: Max PE 4 Drag Max: 6kg/45°
2pcs Length: 3070mm Weight: 307g Price:

This is the standard of New BlueSniper to aim Blue Runner around 4~5kg. If you fish with jig around 80~100g, plug around 60g we recommend you to choose this 100MH. Flexible tip section which have ability to manipulate lure sensitively and aggressively. Breathtaking butt power enable you to pull the monster fish up from bottom of the sea. This have been well balanced as all round model to cast and manipulate jig or plug at high level.

Target : BlueRunner / Lure : Metal jig · Plug / Field : Piers · Rocks


BlueSniper 96ML




BlueSniper 100M




BlueSniper 97MMH




BlueSniper 100MH



BlueSniper 106H PlugSpecial



BlueSniper 910H



Guide: [96ML · 100M] SiC-S stainless frame K guide [97MMH] SiC-S Stainless frame K guide+SiC Ocean guide [Rest of All] SiC Ocean guide(Fuji)
Reel Seat: [96ML · 100M] DPS18 [Rest of All] DPS20(Fuji) Joint: [106H] Put over Ferrule [Rest of All] Spigot Ferrule



BlueSniper 106H PlugSpecial

Lure: Jig ~130g / Plug ~100g Line: Max PE 5 Drag Max: 8kg/45°
2pcs Length: 3215mm Weight: 325g Price:

This is the specialized model to manipulate plugs without any failure. You can cast even big diving pencil bait sized around 200mm, and also you can manipulate jigs up to 130g without any stress. Even when you try to aim Blue Runner that over 10kg from rough field as such as rocky shore or else, this 106H PS is going to be a huge advantage thanks to sensitiveness and lifting power which is attributable to NANOALLOY® technology from TORAY.

Target : BlueRunner / Lure : Plug · Metal jig / Field : Rocks

BlueSniper 910H

Lure: Jig ~150g / Plug ~120g Line: Max PE 5 Drag Max: 8kg/45°
2pcs Length: 3030mm Weight: 326g Price:

This is the model which is tuned power and length perfectly to manipulate jig as you wish while reducing burden of anglers. You can cast heavy jig around 150g easily and when you fish at field where you are required skill and technique as such as deep, rough and current runs rapidly, you will be able to land even yellow fin tuna from shore thanks to that potential hidden inside of blanks. This is the one for angler who fish with jig mainly or looking for specialized model for metal jigs.

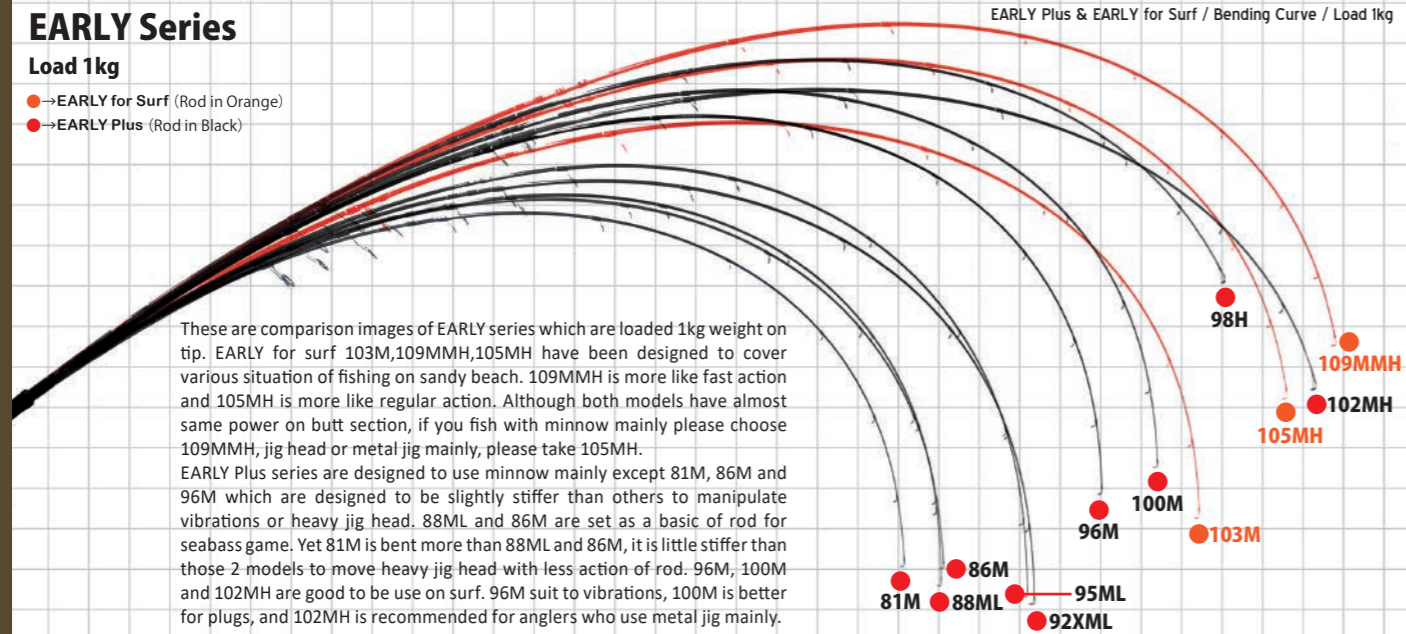
Target : BlueRunner / Lure : Metal jig · Plug / Field : Rocks

EARLY Series

Load 1kg

- EARLY for Surf (Rod in Orange)
- EARLY Plus (Rod in Black)

EARLY Plus & EARLY for Surf / Bending Curve / Load 1kg



These are comparison images of EARLY series which are loaded 1kg weight on tip. EARLY for surf 103M,109MMH,105MH have been designed to cover various situation of fishing on sandy beach. 109MMH is more like fast action and 105MH is more like regular action. Although both models have almost same power on butt section, if you fish with minnow mainly please choose 109MMH, jig head or metal jig mainly, please take 105MH.

EARLY Plus series are designed to use minnow mainly except 81M, 86M and 96M which are designed to be slightly stiffer than others to manipulate vibrations or heavy jig head. 88ML and 86M are set as a basic of rod for seabass game. Yet 81M is bent more than 88ML and 86M, it is little stiffer than those 2 models to move heavy jig head with less action of rod. 96M, 100M and 102MH are good to be use on surf. 96M suit to vibrations, 100M is better for plugs, and 102MH is recommended for anglers who use metal jig mainly.

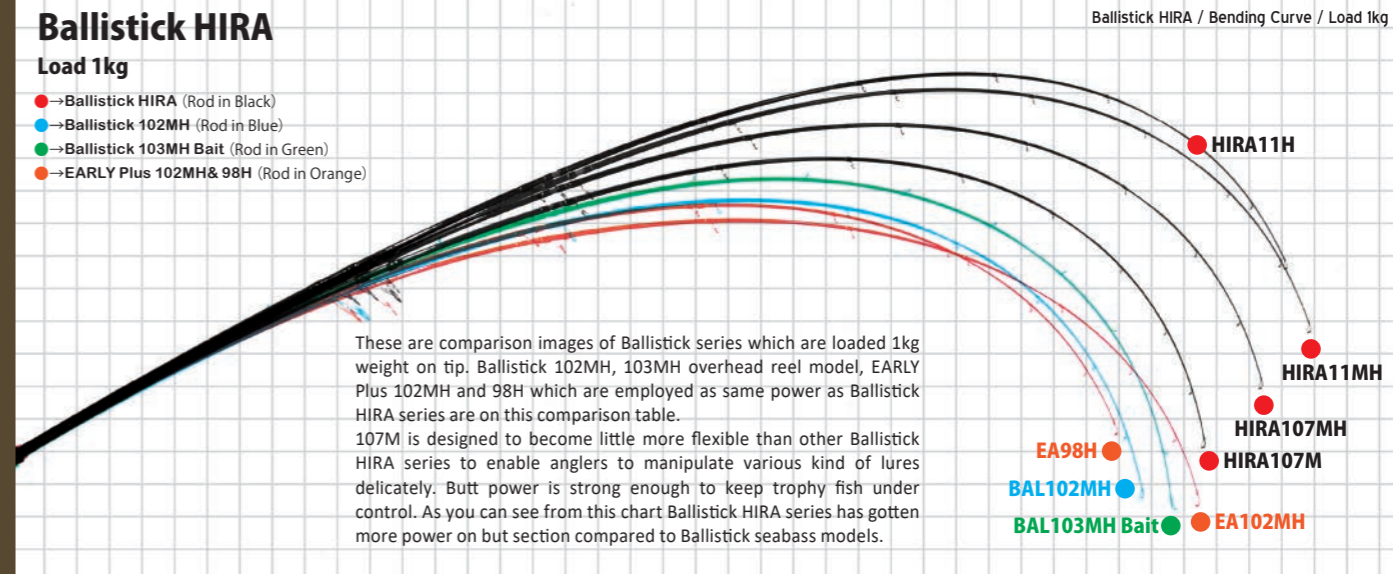


Ballistick HIRA

Load 1kg

- Ballistick HIRA (Rod in Black)
- Ballistick 102MH (Rod in Blue)
- Ballistick 103MH Bait (Rod in Green)
- EARLY Plus 102MH& 98H (Rod in Orange)

Ballistick HIRA / Bending Curve / Load 1kg



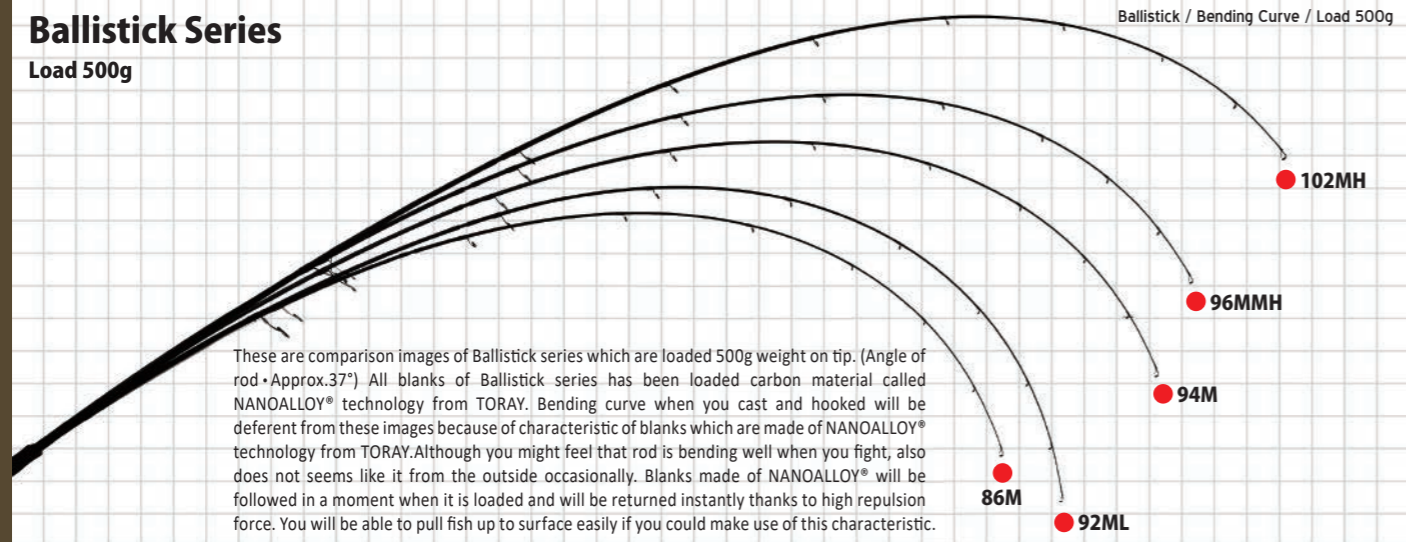
These are comparison images of Ballistick series which are loaded 1kg weight on tip. Ballistick 102MH, 103MH overhead reel model, EARLY Plus 102MH and 98H which are employed as same power as Ballistick HIRA series are on this comparison table.

107M is designed to become little more flexible than other Ballistick HIRA series to enable anglers to manipulate various kind of lures delicately; Butt power is strong enough to keep trophy fish under control. As you can see from this chart Ballistick HIRA series has gotten more power on butt section compared to Ballistick seabass models.

Ballistick Series

Load 500g

Ballistick / Bending Curve / Load 500g

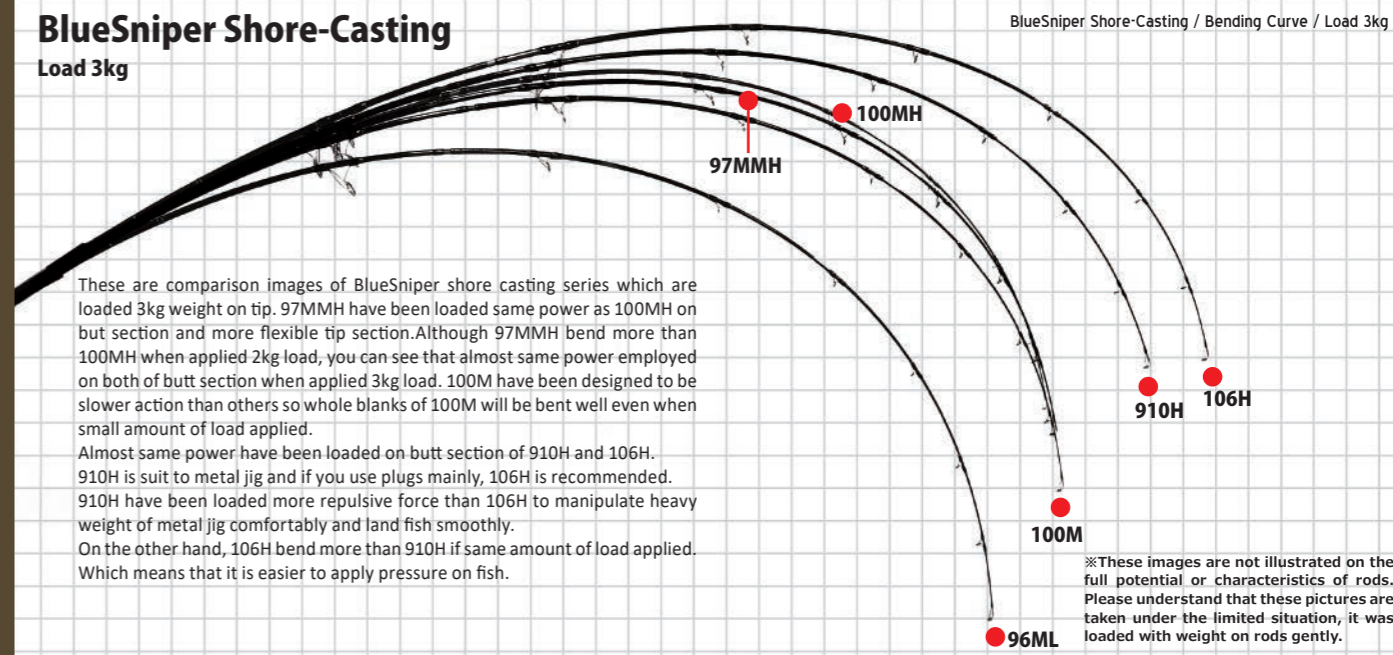


These are comparison images of Ballistick series which are loaded 500g weight on tip. (Angle of rod·Approx.37°) All blanks of Ballistick series has been loaded carbon material called NANOALLOY® technology from TORAY. Bending curve when you cast and hooked will be deferent from these images because of characteristic of blanks which are made of NANOALLOY® technology from TORAY. Although you might feel that rod is bending well when you fight, also does not seems like it from the outside occasionally. Blanks made of NANOALLOY® will be followed in a moment when it is loaded and will be returned instantly thanks to high repulsion force. You will be able to pull fish up to surface easily if you could make use of this characteristic.

BlueSniper Shore-Casting

Load 3kg

BlueSniper Shore-Casting / Bending Curve / Load 3kg



These are comparison images of BlueSniper shore casting series which are loaded 3kg weight on tip. 97MMH have been loaded same power as 100MH on butt section and more flexible tip section. Although 97MMH bend more than 100MH when applied 2kg load, you can see that almost same power employed on both of butt section when applied 3kg load. 100M have been designed to be slower action than others so whole blanks of 100M will be bent well even when small amount of load applied.

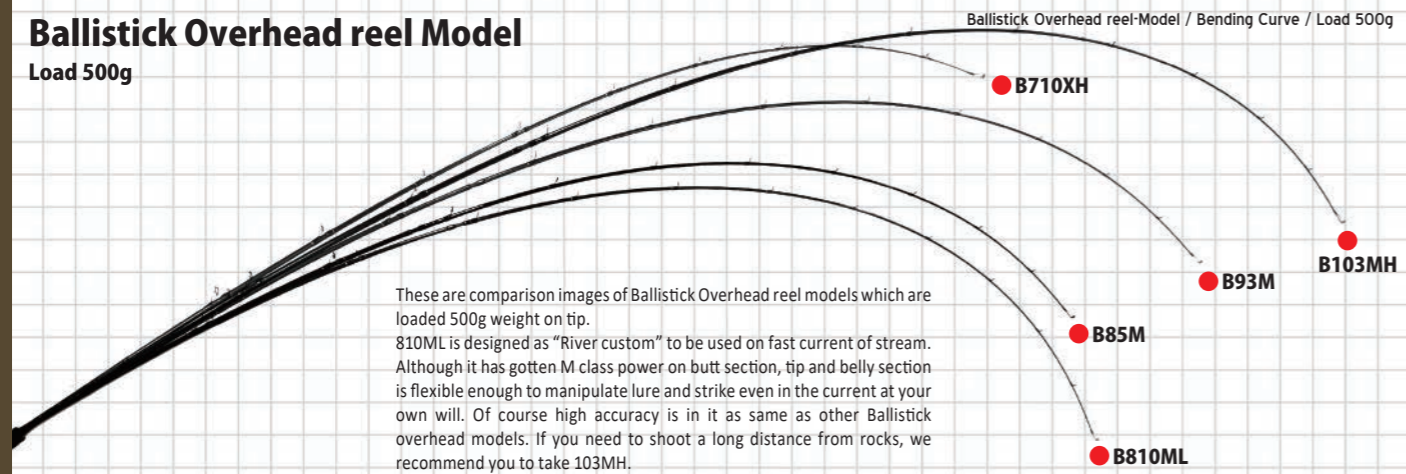
Almost same power have been loaded on butt section of 910H and 106H. 910H is suit to metal jig and if you use plugs mainly, 106H is recommended. 910H have been loaded more repulsive force than 106H to manipulate heavy weight of metal jig comfortably and land fish smoothly. On the other hand, 106H bend more than 910H if same amount of load applied. Which means that it is easier to apply pressure on fish.

※These images are not illustrated on the full potential or characteristics of rods. Please understand that these pictures are taken under the limited situation, it was loaded with weight on rods gently.

Ballistick Overhead reel Model

Load 500g

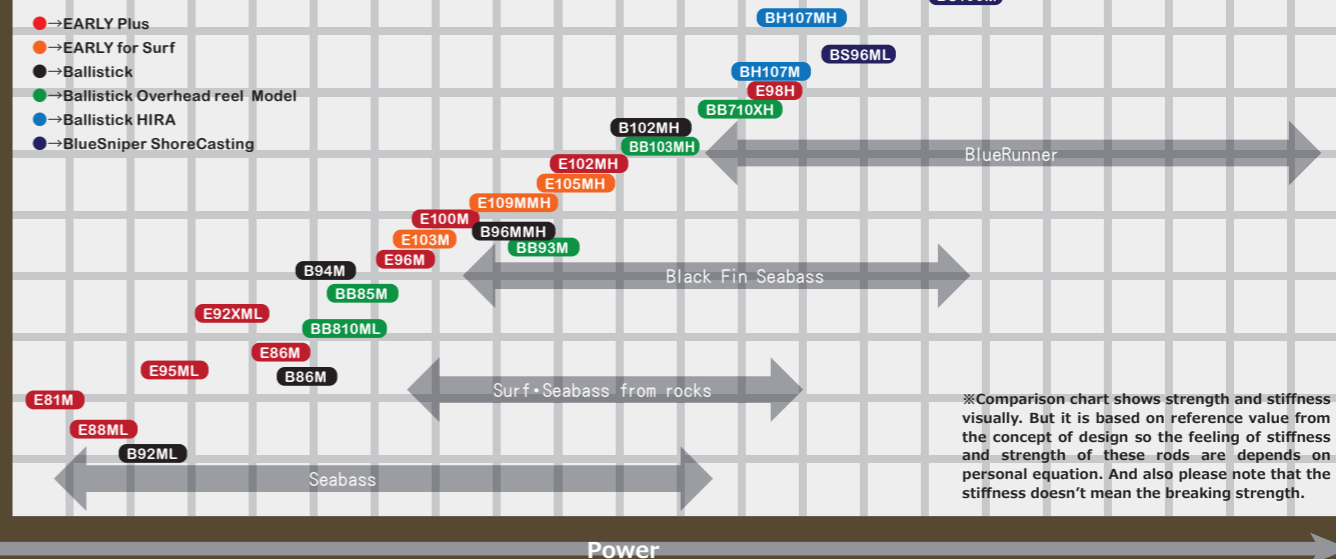
Ballistick Overhead reel-Model / Bending Curve / Load 500g



These are comparison images of Ballistick Overhead reel models which are loaded 500g weight on tip. 810ML is designed as "River custom" to be used on fast current of stream. Although it has gotten M class power on butt section, tip and belly section is flexible enough to manipulate lure and strike even in the current at your own will. Of course high accuracy is in it as same as other Ballistick overhead models. If you need to shoot a long distance from rocks, we recommend you to take 103MH.

Shore Casting Model Comparison Table

This is characteristics comparison of Shore casting models except rods for light game and Eging game. Please note that strength and firmness of Ballistick HIRA and BlueSniper series are slightly higher than those which are on this table.



※Comparison chart shows strength and stiffness visually. But it is based on reference value from the concept of design so the feeling of stiffness and strength of these rods are depends on personal equation. And also please note that the stiffness doesn't mean the breaking strength.



Calista

Calista / Eging Series/ 7 Line up
Target / Squid

We have succeeded to utilize NANOALLOY® technology from TORAY totally as eging rod of new generation.

The ability of distance cast have been increased thanks to TORZITE ring titanium guide (SIC titanium guide on top guide only) from FUJI. Blanks made of NANOALLOY® will be followed in a moment when it is loaded and will be returned instantly thanks to high repulsive force.

Because of these character angler will be able to jerk EGI sharply with less power than ever and make monster squid float quickly without any breakage of legs of squid when you fight. Blanks with moderate stiffness and suppleness will reduce burden of anglers and enable you to lure squid more delicately.

Calista 86L/TZ NANO

Lure: Egi 2.5~3.5 Line: PE 0.4~0.8
2pcs Length: 2582mm Weight: 93g Price:

This is the light class rod which is good for jerking make use of line slack. This is suit to the game that lure squid delicately and sense slight touch of squid with fine PE line. We have expressed 86L as "light class rod" which means it will be able to enable you to manipulate lure with less power than other models and it has been loaded enough butt power to keep squid over 2kg under control. This is the best eging rod for angler who would like to fish with super fine PE line.

Calista 82ML/TZ NANO

Lure: Egi 2.5~3.5 Line: PE 0.5~1
2pcs Length: 2500mm Weight: 95g Price:

This is almighty eging rod that suit to not only from breakwater or rocks but also eging game on boat. This have been finished as a sensitive rod with high repulsive force to be able anglers to jerk lure making use of line slack or jerk aggressively. Angler will be able to manipulate lure delicately when you sight fishing make use of this length. And it have been gotten ability of distance cast thanks to Torzite ring guide and blanks with NANOALLOY® carbon material from TORAY.

Calista 89ML/TZ NANO

Lure: Egi 2.5~3.5 Line: PE 0.5~1
2pcs Length: 2672mm Weight: 100g Price:

This is the well balanced model that is enable anglers to jerk various ways from vanishing wave block, rocks or high scaffolding breakwater. It have been gotten high versatility to lure squid by various way of jerking and you will be able to cast long distance with it without any stress. This will be played an active part in spring season and also fall season as well for sure. And another characteristic of it is high sensitivity to sense even structure of bottom of the sea and softness of seaweed. This is the super sensitive model which is not only to sense contact of squid but also to explore underwater world as you are searching by hands.

Calista 710M/TZ NANO

Lure: Egi 2.5~4 Line: PE 0.6~1
2pcs Length: 2395mm Weight: 100g Price:

This is the Calista with high response in a short length blank which is good for the anglers who would like to jerk Egi more sharply and more aggressively than others. If you would like to give Egi effective action with less power than ever, we recommend you to choose this 710M which will give your wrist less burden thanks to blanks with NANOALLOY® from TORAY. When you wish to let Egi move from right to left or up and down at your will, Calista710 which have been gotten tip section with sensitiveness and moderate firmness combined to butt section with toughness will make you satisfy for sure. Although it is short length, you will be able to cast as long distance as Calista 86M TZ Nano and it will cover various way of fishing as such as blind or sight. Of course you can use it for squid fishing from boat as well.



Calista 82M/TZ NANO

Lure: Egi 2.5~4 Line: PE 0.6~1
2pcs Length: 2485mm Weight: 98g Price:

It have been loaded high cast ability and manipulation capability to blanks themselves so that enable you to make variety of rod action as such as jerking quickly in short pitch, jerking which take advantage of line slack or else. Although it have massive power to set hook on and land monster squid, tip section have outstanding high sensitiveness to sense tiny contact of monster squid. Highly remarkable point is that lightness you can feel when you actually cast and making action with it. That characteristic will reduce physical burden of anglers considerably. We would like to say that this 82M have gotten lightness feel of manipulating like a 710M, then loaded butt power as same as 86M. You will be able to fish for all season at variety of field as such as rocks, piers or surf with it. This all-rounder model must be suited to super keen squid hunter.

Calista 86M/TZ NANO

Lure: Egi 2.5~4 Line: PE 0.6~1
2pcs Length: 2575mm Weight: 99g Price:

This is the standard model which is great for hard darting action. You will notice high repulsive force and high response feeling on blanks themselves once you fish with it. But you will be able to jerk heavy lure very lightly with less burden on wrist of angler thanks to NANOALLOY® carbon material which have gotten high resiliency on blank. It will be bent from tip section to belly section when squid is hooked without any breakage of legs of it.

Calista 90M/TZ NANO

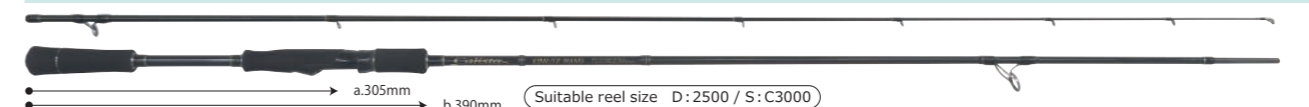
Lure: Egi 2.5~4 Line: PE 0.6~1
2pcs Length: 2745mm Weight: 104g Price:

This is perfect rod to make lure fall for a long time because of its length. We have adjusted this rod to become not too stiff to jerk hard without any burden of angler's wrist. This is the excellent model to let lure fall for a long time in shallow area easily as we mentioned and you will be able to strike surely with it even when line moved slightly because of sensitive contact from spooky squid. Of course it will cover various situation such as field where you are going to need length of rod itself and enable anglers jerk lures by various ways.

Calista 86L/TZ NANO



Calista 82ML/TZ NANO



Calista 89ML/TZ NANO



Calista 710M/TZ NANO



Calista 82M/TZ NANO



Calista 86M/TZ NANO



Calista 90M/TZ NANO



Guide: TORZITE Titanium frame K Guide & Top Guide : SIC Ring Titanium frame Guide(Fuji) Reel Seat: VSS16(Fuji) Joint: Spigot Ferrule

TORZITE. NANOALLOY



Mebius

Mebius / Eging Model / 6 Line up
Target / Squid

We hope that fishing rod from YAMAGA Blanks is going to be used by much more number of anglers. That is ambition what we put into Mebius series. It is quite difficult to keep low budget while pursuing performances and quality.

But we have succeeded to achieve those elements as making extensive use of our techniques of design and quality of factory. That is how we build fishing rods and once you fish with Mebius series you will definitely know as much about our policy and performance of blanks.

We offer you 6 different type of character for Mebius series as such as short length, light weight model or medium heavy class to cover various situation that you are going to face.

Of course you can take one as main rod, you can also take one as a substitution for specific circumstances.

We put our full of passion, spirit, knowledges and techniques of YAMAGA Blanks as a rod manufacturing bland into this Mebius series.



Mebius 710L

Lure: Egi 1.8~3.5 (~21g) Line: PE 0.3~0.6
2pcs Length: 2390mm Weight: 84g Price:

If you wish to use super fine PE line to sense slightly changes of pressure of current and lure out carefully, this sensitive short length model is the one. Although it is unsuitable for letting your Egi move fast or using Egi which receives strong resistance of water because of that flexibility which is designed intendedly, when squid is less activity than usual then you are required to feel slightly changes of current and need to manipulate and lure out delicately, sensitiveness which is loaded to 710 enable you to cast light weight of Egi, sense tiny contact of squid and keep squid over 2kg under control. Of course you can take 710 for fishing from boat.

Mebius 88L

Lure: Egi 2.5~3.5 (~21g) Line: PE 0.4~0.8
2pcs Length: 2645mm Weight: 93g Price:

This is the light class model which is good for short pitch jerk and jerk making use of line slack. You can cast even light weight of Egi with comfortable feeling thanks to flexibility and moderate repulsive force. So this is good to be used on sight fishing technically. Yet it have enough power to keep huge squid under control, you can manipulate Egi with less power than others. Once you fish with it you will recognize that it have gotten high potential to be used in all season. 88L have been designed to cast, manipulate Egi and hooking up with super fine PE line without any stress. This is the one for angler who is pursuing result more than anybody else.

Mebius 85ML

Lure: Egi 2.5~3.5 (~24g) Line: PE 0.5~0.8
2pcs Length: 2555mm Weight: 93g Price:

85ML is well balanced to let anglers feel comfortable when they fish and succeeded to reduce burden of anglers maximally. It have been designed to be more flexible than 86M and finished to become technical rod which is enable anglers to manipulate various weight of Egi at your will. You will be able to take advantage of versatility of 85ML as such as luring out delicately on sight fishing, jerk making use of line slack and short pitch jerking. Yet this is not specialized model for monster hunting, we recommend 85ML for any level of anglers as an all-rounder to cover any seasons and various situation.

Mebius 79M

Lure: Egi 2.5~4 (~28g) Line: PE 0.5~1
2pcs Length: 2365mm Weight: 89g Price:

Blanks of 79M have been brushed up to be taking advantage of length. You will feel high response speed of blanks and high usability as characteristics of short length model while pursuing long casting performance. Yet it have enough power to cast and manipulate even size 4 Egi (about 25g), It have been loaded moderate repulsive force, flexibility and lightness on blanks. If you are required lure speedy when the water is worm, taking time to lure spooky one out, or aim good one from the boat, this 79M will be your huge advantage for sure.

Mebius 86M

Lure: Egi 2.5~4 (~30g) Line: PE 0.5~1
2pcs Length: 2595mm Weight: 98g Price:

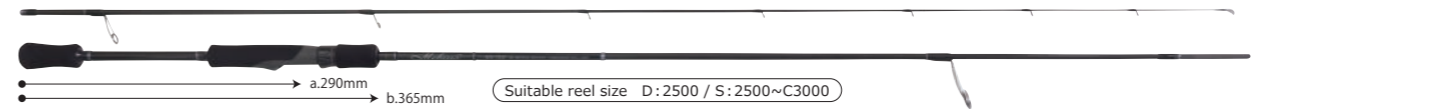
It is standard model of Mebius series. Although it is medium class rod, it have gotten sensitive, flexible tip and belly section to be adjusted modern eging scene technically. It have been designed to be well balanced to cast and manipulate Egi with less input by angler reducing burden of angler's wrist. This 86M is the most versatile model of this series. You can cast long distance and manipulate at your will even size 4 Egi (about 30g) without any anxious.

Mebius 83MH


Lure: Egi 3~4.5 (~35g) Line: PE 0.6~1.2
2pcs Length: 2515mm Weight: 98g Price:

Although this is the medium heavy model which have been loaded massive power on butt section, blanks of 83MH have lightness and flexibility. It is good for size 3.5~4 of Egi mainly, you can of course use heavy type of size 4.5 of Egi. This 83MH have been designed to be loaded enough power to set hook on huge squid even heavier than 2kg and lightness and flexibility of blanks will reduce unwanted kickback when you jerk. This MH model is for keen angler who wish to hunt monster size and strongly hope to stay focused on fishing even you are waiting for migration of squid.


Mebius 710L



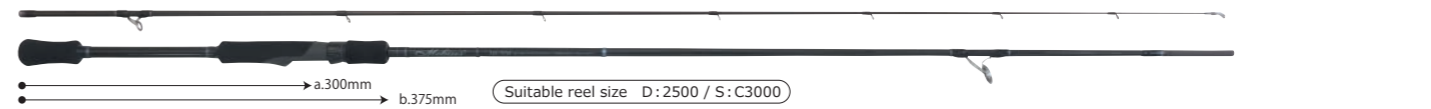
Mebius 88L



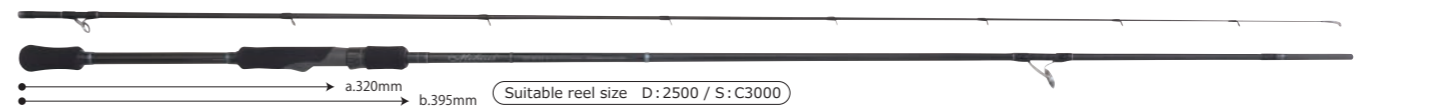
Mebius 85ML




Mebius 79M



Mebius 86M



Mebius 83MH



Guide: SIC-S Stainless frame K guide(Fuji) Reel Seat: VSS16(Fuji) Joint: Put over Ferrule

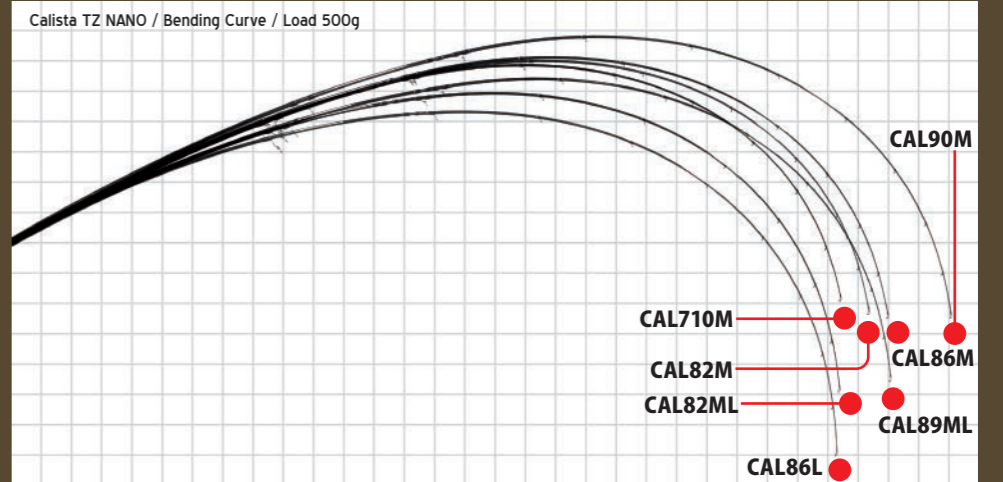
Calista TZ NANO

Load 500g→

Although Calista series have been loaded flexibility and lightness. Also, repulsive force that has been loaded on blanks is much stronger than Mebius series.

Even though 4 type of M class in this series, those are classified by situations of eging scene and size of squid. All of them bend well even a small amount of input and reshape itself speedy and powerfully. If you aim squid over 3kg mainly, 82M, 86M or 90M are recommended.

Other power class will cover small size of squid Up to 2kg.



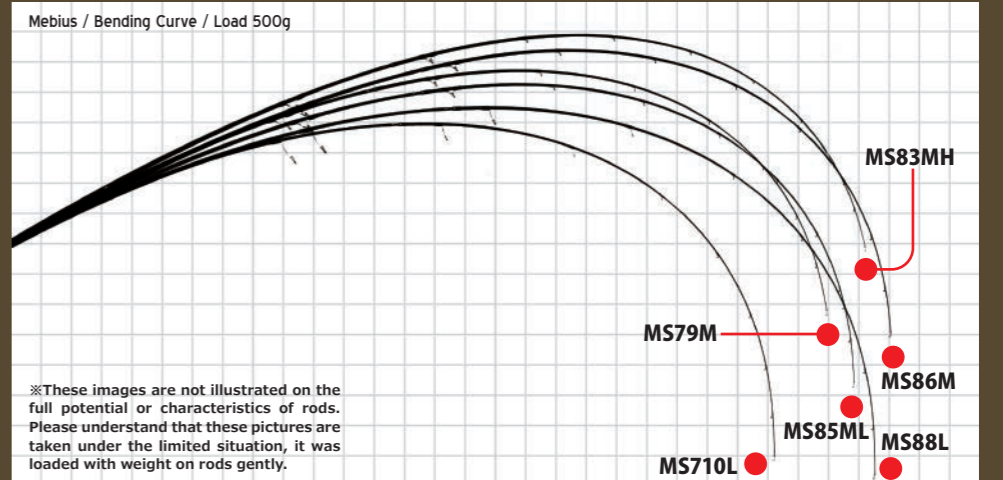
Mebius

Load 500g→

These are comparison images of Mebius series which are loaded 500g weight on tip.

Mebius series have been loaded more flexibility than calista series to get more versatility and usability. We have focused on cast feeling of Mebius series. Wide range of release point and repulsive force will provide you excellent feeling and distance of cast. Comfortability of casting and toughness as eging rod are directly linked to versatility for aiming at various target.

Enough versatility that to be used for horse mackerel, rockfish, black sea bream, seabass or light jigging game is hidden in those blanks.



※These images are not illustrated on the full potential or characteristics of rods. Please understand that these pictures are taken under the limited situation, it was loaded with weight on rods gently.

Extra Games
Triceptor
TAKO KING
Baronknight
 CATFISH & SNAKEHEAD
Estuarine
 Raptor / Glazer / Xtremo
Lupus



Triceptor

Triceptor / 3pcs-PackRod Series / 4 Line up

Target / Predator · Seabass · Rockfish · Small sized trevally

Triceptor series have been developed as 3pieces pack rod for your expedition.

Compact sticks with enough power to keep monster fish under control and high portability will not let you worry about fishing in place where you have never been to.

Wide range of capacity of lure have been set on both 65ML and 68M to adjust the situation you will face on fishing trip. Durability and toughness are hidden in these 3 pieces of blanks with lightness, sharpness and sensitivity.

NEW Triceptor 65ML Spinning and Overhead reel Model

Lure: Max 28g Line: Max 20lb
 3pcs Length: 1975mm Weight:(S)109g/(O)125g Price:

New model for 2018, this 65ML 3pcs pack rod have been designed to let you cast small sized lure without any stress. Thanks to flexibility on tip and belly section, you can cast tiny lure in pin spot with high accuracy and very easy to make various kind of action such as combinations of jerking and twitching as you wish. Almost same power as 68M have been loaded on butt section, so you do not have to worry about unexpected huge fish. Although this is expedition rod for monster fish such as Barramundi, Toman or peacock bass, suits to seabass game off the boat, rockfish game or light game off the rocky shore.

Triceptor 68M Spinning and Overhead reel Model

Lure: Max 35g Line: Max 25lb
 3pcs Length: 2035mm Weight:(S)127g/(O)131g Price:

This is the one for expedition to aim monstrous fish such as Barramundi or Toman. If you are involved in long drawn-out battle with monstrous fish, you will not lose your initiative at all. Compared to 65ML, 68M have been designed to be little stiffer and sharper so you can get more accuracy and keep more concentration when you have to choose large and heavy lure. This 68M enable you to manipulate various kind of lures to aim not only target in fresh water but also target in salt water such as small trevally or dolphin fish.

Triceptor 65ML Spinning Model



Triceptor 65ML Overhead reel Model



Triceptor 68M Spinning Model



Triceptor 68M Overhead reel Model



Guide: SIC-S Stainless flame K guide(Fuji) Reel Seat: Spinning Model VSS17 / Overhead reel Model PTS17(Fuji) Joint: Spigot ferrule



TAKO KING

TAKO KING / Octopus Game Model / One Model

Target / Octopus

TAKO KING 79

Lure: Max 50(190g) Line: Max PE 10
 2pcs Length: 2370mm Weight: 295g Price:

This have been loaded enough power to pull octopus over 1kg out aggressively and strength on tip section to manipulate lure heavier than 75g at your own will. This is not just stiff stick of course, but this is the rod which enable anglers to cast lure weight 75g comfortably. This will be good for searching octopus with falling lure vertically on wharf of port at night or explore widely with long casting at field where scree on the bottom.

TAKO KING 79



Guide: SIC Ocean guide(Fuji) Reel Seat: T-DPS20(Fuji) Joint: Grip joint



Baronknight

CATFISH & SNAKEHEAD

BaronKnight / CatFish&SnakeHead Model / 4 Line up
Target / Japanese Catfish · Snakehead

Bronknight series have been developed for neighbor predator as known as catfish or snakehead. We present you Bronknight CF for catfish and SH for snakehead and both have been loaded comfortable casting feel and power on blanks as a one of excellent rod from YAMAGA Blanks. Not only the game of catfish and snakehead, you can aim any target around you with these sticks while taking advantage of high accuracy and response speed which are hidden in blanks of Baronknight series.



BaronKnight CF66 CatFish Model
 Lure: ~28g Line: PE 3~6 / NY ~20lb
 2pcs Length: 1986mm Weight: 148g Price:

This is the standard of Baronknight catfish series enable you to cover various field as such as narrow creek, tiny stream or even large river. This remarkable characteristic is going to be huge advantage of anglers to lure spooky target out efficiently and effectively. Massive power on butt section and appropriate length of handle gives angler a sense of reassurance while fighting. Taking advantage of characteristic and length of blanks which are made of carbon, any level of anglers will be able to handle this well balanced model "Baronknight CF66" easily.

BaronKnight CF71 CatFish Model
 Lure: ~35g Line: PE 3~6 / NY ~25lb
 2pcs Length: 2165mm Weight: 160g Price:

This is well balanced mid length model for the situation that you are required to cast long distance, fish in mid~lower part of river or creek with high bank. You can control the course of retrieve and enjoy the game at most of field as you have planned. Yet you can feel sharpness on casting and lightness on handling, when you land even big one you will be impressed the massive power of butt section for sure. You can cast even light weight of lure without any stress thanks to its tip section which have been loaded flexibility. This is the one that you can aim at other side of the bank with long distance cast or aim pin spot with delivering your lure technically.

BaronKnight SH72 SnakeHead Model
 Lure: Max 28g Line: Max PE 6 Drag Max: 6kg/45°
 2pcs Length: 2220mm Weight: 203g Price:

First of all, you will be surprised on the lightness, and it was once you cast lure with it, you will sense the potential of cast ability for sure. We tried to reflect on the technology, knowledge and experiences which cultivated from salt lure game into the snakehead game. Baronknight72 has been finished to be loaded with accuracy of casting, delicate action with tip section, and butt section with a massive power to achieve the finest result.

BaronKnight SH78 / SnakeHead Model
 Lure: Max 32g Line: Max PE 8 Drag Max: 7kg/45°
 2pcs Length: 2340mm Weight: 211g Price:

SH78 have been extended to the length of SH72, while the progressing ability of long cast, keeps flexibility on the blank to pursue usability of lure. This is one of the best rod to cast long distance making use of the powerful butt section and lure spooky snakehead with delicate action with sensitive tip section at long range. Although SH78 have been loaded with more powerful butt section, than SH72 to enable you to pull out big ones that's up to 80cm from the water. On the whole rod, SH78 is a little softer than SH72.

BaronKnight CF66



BaronKnight CF71



BaronKnight SH72



BaronKnight SH78



Guide: [CF66 · CF71] SIC-S Stainless frame K guide [SH72 · SH78] SIC-S Titanium frame K guide(Fuji) Reel Seat: [CF66 · CF71] TCS17 [SH72 · SH78] T-DPS20(Fuji)
 Joint: Grip joint

Estuarine

Estuarine/ Predator Hunting Model / 6 Line up
Target / Toman · Barramundi · Huge Catfish · Trevally etc

Estuarine series has been designed to be adjusted for various field in overseas. Drive into the back country, walk through the bushes and drift the boat under the overhung trees. Then monsters that are beyond your imaginations will be waiting for you out there. We have loaded massive power to these blanks for anglers who are aiming at monsters hiding on the untouched field. The targets are not only for freshwater fish such as huge cat fish, barramundi and giant snakehead but also saltwater fish such as medium sized trevally from boat. Please take Estuarine series with you as your expedition partner.

"Estuarine" Raptor 60M / 63MH Spinning and Overhead reel Model
 [60M] Lure: Max 3/4oz Line: 8~15lb DragMax: 2kg/45°
 2pcs Length: 1845mm Weight:(S)108g/(B)109g Price:
 [63MH] Lure: Max 1oz Line: 8~20lb DragMax: 2.5kg/45°
 2pcs Length: 1930mm Weight:(S)115g/(B)119g Price:

This unique 2 pcs rod has a high strength lifting power plus a sensitive tip that allows you to even cast smaller lures and work them properly. Many tests were done in rivers casting, light troll for Barramundi or even casting by reef edge for small trevally and has proven to take all sorts of punishment.

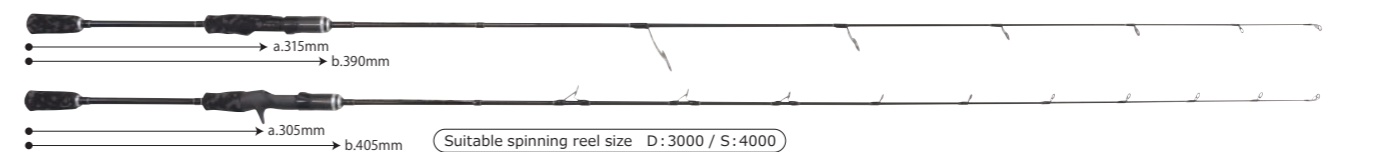
Estuarine Raptor 60M Spinning and Overhead reel Model



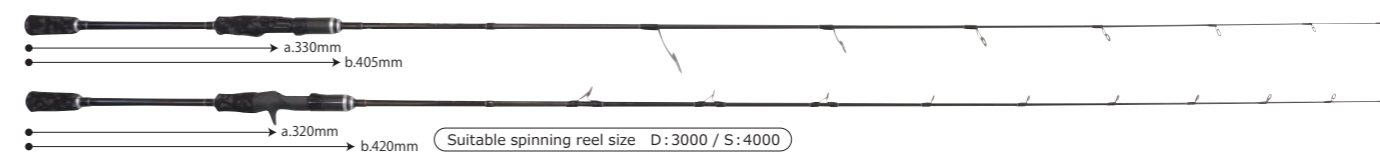
Estuarine Raptor 63MH Spinning and Overhead reel Model



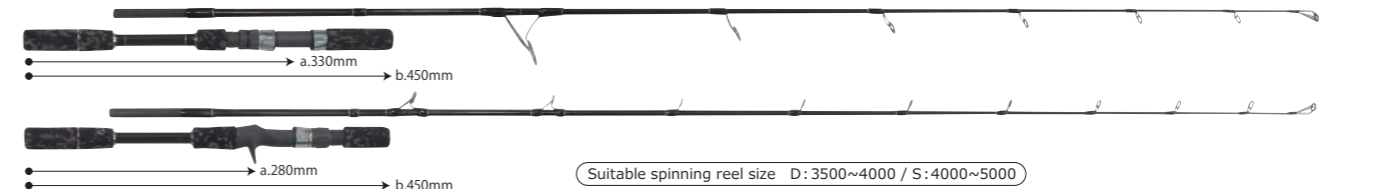
Estuarine Glazer 58MH Spinning and Overhead reel Model



Estuarine Glazer 60X Spinning and Overhead reel Model



Estuarine Xtremo 60 Spinning and Overhead reel Model



Estuarine Xtremo 65 Spinning and Overhead reel Model



Guide: SIC-S Stainless frame K guide(Fuji) Joint:[Raptor] Put over Ferrule [Xtremo] Grip joint
 Reel Seat: (Spinning Model)[Xtremo] DPS18/BACK STOP Dubble nut [Rest of All]VSS17 / (Overhead reel Model)[Xtremo] TCS18 [Rest of All] TCS17(Fuji)

"Estuarine" Glazer 58MH / 60X Spinning and Overhead reel Model
 [58MH] Lure: Max 1oz Line: 8~16lb DragMax: 2.5kg/45°
 1pc Length: 1720mm Weight:(S)107g/(B)111g Price:
 [60X] Lure: Max 1-1/2oz Line: Max 10~25lb DragMax: 4kg/45°
 1pc Length: 1830mm Weight:(S)127g/(B)129g Price:

Many tests has been done on these rods to prove that rod could not only hook fish but get your fish quickly out of snags or heavy cover and without losing your fish. Both models have sensitive tip, high strength and strong lifting power, thus anglers are able to target species that lurk in heavy covers and giving you assurance to stop them from busting you off.

"Estuarine" Xtremo 60 / 65 Spinning and Overhead reel Model
 [60] Lure: Max 2oz Line: Max 40lb DragMax: 5kg/45°
 2pcs Length: 1835mm Weight:(S)158g/(B)156g Price:
 [65] Lure: Max 2oz Line: Max 40lb DragMax: 6kg/45°
 2pcs Length: 1950mm Weight:(S)192g/(B)194g Price:

For those who seek out those beast lurking among heavy covers or structures, you need a rod with strong back bone that can subdue them out of their covers and able to work or troll deep diving minnows. Many tests has been done to prove the rod capability to take any abuse & in short distance fight between predator & angler even with high drag setting!



Lupus

Lupus / Trout Model / 7 Line up

Lupus series have been developed to cover trout fishing on small creek or even on main stream of large river. You will never lose your concentration while you are casting and manipulating lure with Lupus series. Mountain stream models for creeks and main stream models for trophy rainbow or cherry salmon on large rivers.

Lupus 51 Mountain Stream Model / Lure: 1~7g Line: 2~6lb Class
2pcs Length: 1575mm Weight: 78g Price:

This is the short length model for trout game with minnow at small head stream. High accuracy and manipulate ability are hidden in nice and flexible blanks will keep unexpected big trout under control easily.

Lupus 61 Mountain Stream Model / Lure: 2~10g Line: 3~8lb Class
2pcs Length: 1855mm Weight: 85g Price:

This is the basic of Lupus mountain stream series to cover various target, field and situation. Various kind of lures will be covered and it have enough power to keep bigger trout than you have thought under control and land it with ease.

Lupus 71 Mountain Stream Model / Lure: 3~12g Line: 4~10lb Class
2pcs Length: 2170mm Weight: 96g Price:

If you fish on pool of medium size of river or back water of dam often, this 71 will be the best partner of you. 71 will deliver minnow or spoon to farther than you have expected and you will be able to approach delicately utilizing its flexible tip. Of course, enough power for big trout over 40cm have been loaded on butt section.

Lupus 51



Lupus 61



Lupus 71



Lupus 77



Lupus 81



Lupus 87



Lupus 86M



Guide: TORZITE Titanium flame K guide +Top guide Flange ring guide(Fuji) Reel Seat: The original wood Seat Joint: Spigot Ferrule

TORZITE. Fuji



Lupus 77 Main Stream Model / Lure: 4~25g Line: 6~20lb Class
2pcs Length: 2315mm Weight: 126g Price:

Although 77 is categorized on light class rod for cherry salmon, enough power to aim monster YAMAME or cracker rainbow on main stream. High accuracy and sensitivity will help you to approach spooky and selective cherry salmon on lake and reservoir.

Lupus 81 Main Stream Model / Lure: 5~28g Line: 8~20lb Class
2pcs Length: 2470mm Weight: 129g Price:

This 81 have been designed as the basic rod for cherry salmon. You can keep minnow or sinking pencil under the current even in rapid water while utilizing sensitiveness and flexibility of tip section. Your tactics and method will be expanded with this Lupus81 for sure.

Lupus 87 Main Stream Model / Lure: 5~28g Line: 8~20lb Class
2pcs Length: 2635mm Weight: 135g Price:

If you fish large river where you have to deliver lure farther without losing lightness and sharpness, Lupus 87 will be the one. As almost same power as 81 on the butt section, so please choose one of these depend your taste and condition of your main river.

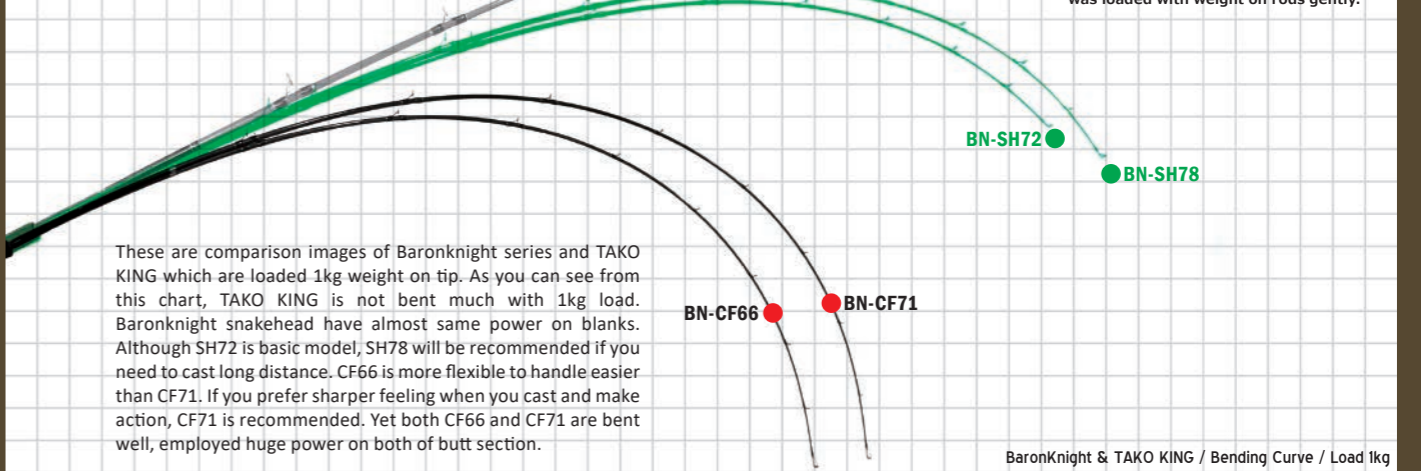
Lupus 86M Main Stream Model / Lure: 8~30g Line: 10~24lb Class
2pcs Length: 2610mm Weight: 140g Price:

This 86M is for super keen monster hunter. Even though it has been loaded massive power on butt section to keep trophy trout over 70cm, you will notice that how lightness and sharpness 86M is when you cast and manipulate lure. This is deserved to be called "flag ship model" of Lupus series.

BaronKnight & TAKO KING

Load 1kg

- BaronKnight CF (Rod in Black)
- BaronKnight SH (Rod in Green)
- TAKO KING (Rod in Gray)



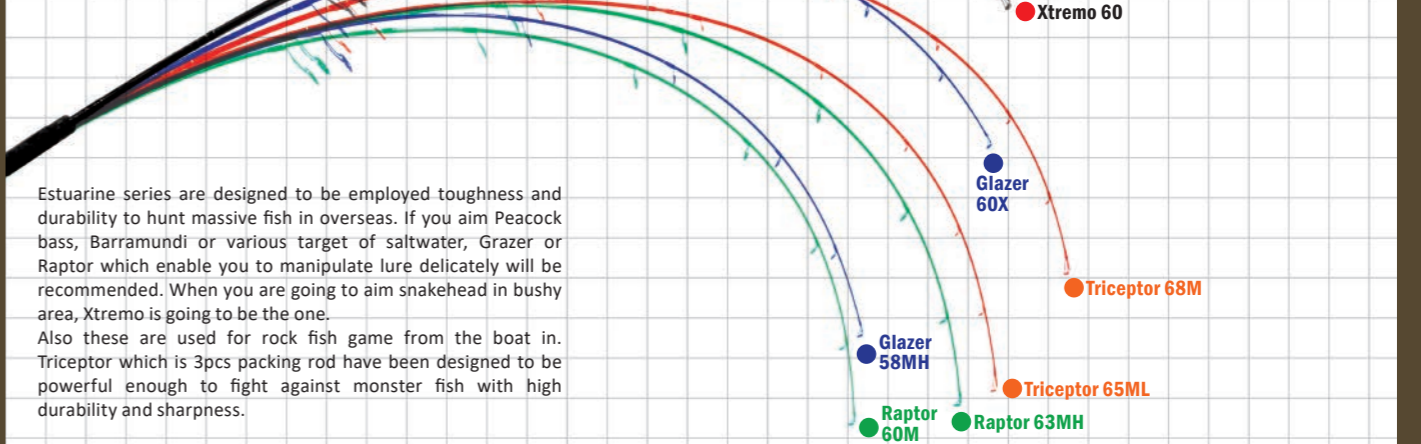
These are comparison images of Baronknight series and TAKO KING which are loaded 1kg weight on tip. As you can see from this chart, TAKO KING is not bent much with 1kg load. Baronknight snakehead have almost same power on blanks. Although SH72 is basic model, SH78 will be recommended if you need to cast long distance. CF66 is more flexible to handle easier than CF71. If you prefer sharper feeling when you cast and make action, CF71 is recommended. Yet both CF66 and CF71 are bent well, employed huge power on both of butt section.

BaronKnight & TAKO KING / Bending Curve / Load 1kg

Triceptor & Estuarine

Load 1kg

- Triceptor (Rod in Orange)
- Estuarine Raptor (Rod in Green)
- Estuarine Glazer (Rod in Blue)
- Estuarine Xtremo (Rod in Black)



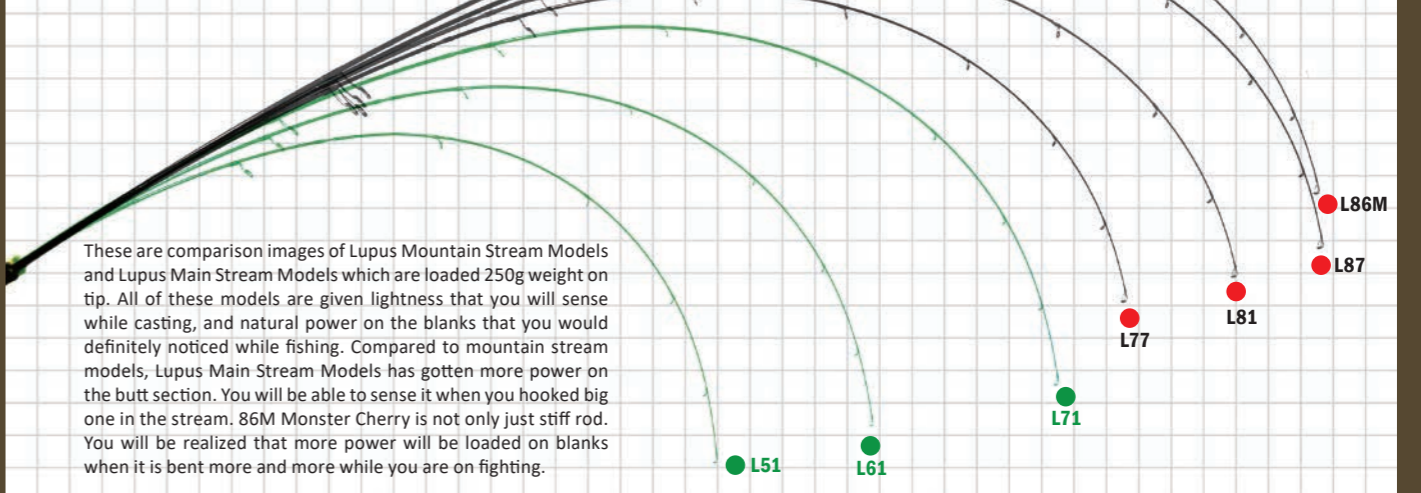
Estuarine series are designed to be employed toughness and durability to hunt massive fish in overseas. If you aim Peacock bass, Barramundi or various target of saltwater, Glazer or Raptor which enable you to manipulate lure delicately will be recommended. When you are going to aim snakehead in bushy area, Xtremo is going to be the one. Also these are used for rock fish game from the boat in. Triceptor which is 3pcs packing rod have been designed to be powerful enough to fight against monster fish with high durability and sharpness.

Estuarine & Triceptor / Bending Curve / Load 1kg

Lupus

Load 250g

- Lupus Mountain Stream Model (Rod in Green)
- Lupus Main Stream Model (Rod in Black)



These are comparison images of Lupus Mountain Stream Models and Lupus Main Stream Models which are loaded 250g weight on tip. All of these models are given lightness that you will sense while casting, and natural power on the blanks that you would definitely noticed while fishing. Compared to mountain stream models, Lupus Main Stream Models has gotten more power on the butt section. You will be able to sense it when you hooked big one in the stream. 86M Monster Cherry is not only just stiff rod. You will be realized that more power will be loaded on blanks when it is bent more and more while you are on fighting.

Lupus / Bending Curve / Load 250g



YB **YAMAGA Blanks**
FLY Rod Series



ENNE
For
SaltWater

YAMAGA Blanks have been proven ourselves in the very competitive market of deep jigging to aim large blue runner, plug casting for Tuna or GT utilizing strengthened blanks with massive repulsive force and ultralight spinning for horse mackerel which is required sensitiveness and lightness to get the fish of lifetime by transmitting slightest of movement and vital information. Lightness to keep casting and manipulating comfortably, toughness to fight without worry, and deliver your lure farther than you have wished to. We have pursued these three elements to build fine fishing rod since we have started off. Then we had decided to produce saltwater fly rods utilizing our techniques and knowledges that we have accumulated for a long time period. With YAMAGA saltwater fly rod series "ENNE", you can cast short to mid distance with accuracy and comfort thanks to the delicate tip section utilizing modulus-optimized tip sections utilizing conventional graphite preregs. And when you need long distance, the butt section built with NANOALLOY® technology bend deep and smooth storing huge power, then on the final delivery they shoot line out with authority and accuracy. When fish is on, the blanks bend smoothly like seamless and butt sections which have strong repulsive force will allow anglers to continuously apply good amount of pressure on fish, leading to short, efficient and fish-friendly fight. Anglers' responsibility is to keep bending it at the optimum angle and wind in the slack.

Saltwater fly fishing which require a lot of strength considerations, durability, accuracy and speed under truly abusive situations is next our field of challenge and we have confidence as a rod manufacturer to support salt water fly fisherman in all around the world with "ENNE".

ENNE Type-C01 8' 11" #8
Target / Seabass · Bonefish · Permit · Striped bass

ENNE Type-D01 8' 11" #9
Target / Seabass · Dolphinfish · Bonefish · Permit

ENNE Type-E01 8' 11" #10
Target / Dolphinfish · Large Permit · Large Bonefish · Small Tarpon

ENNE Type-G01 8' 11" #12
Target / Tarpon · GT · Sailfish

Common characteristic
Joint : 4pcs (Spigot Ferrule)
Guide : TZ Titanium frame guide (Fuji)
+Hard chrome snake guide (Pacific Bay)
Action : Fast

Date of release & Prices
will be on following announcement

Other wt of salt water series
& Fresh water series are now on developing.

The images of rods are proto type.
Specifications might be changed without notice.

2019 YAMAGA Blanks Original Goods

NEW 2019 YB Original Dry Polo-Shirt

Price: Release on Spring 2019
Color: Black / White / Royal Blue / Mix Red
Size: M / L / XL Polyester100%



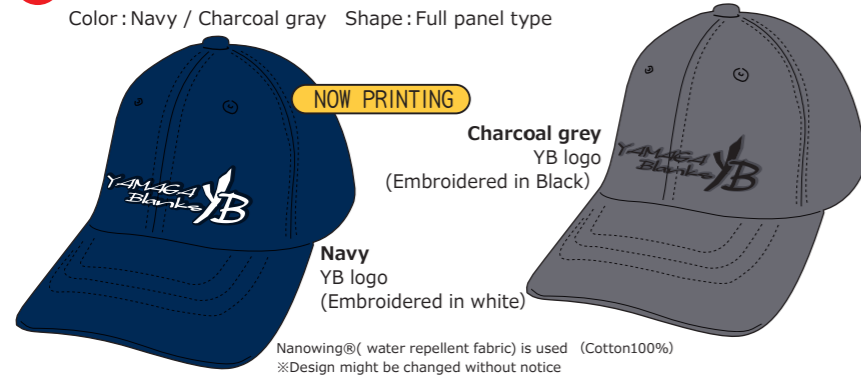
NEW YB Maori Heart logo T-shirt (2019 ver.)

Price: Release on Spring 2019
Color: Coral Orange / Olive / Light blue
Size: M / L / XL Cotton 100%



NEW YB Original Cotton Cap

Price: Release on Spring 2019
Color: Navy / Charcoal gray Shape: Full panel type



NEW YB Self-inflating Life Jacket

Neck over type
Size: Free
Black
Price:
Release on Spring 2019



NEW YB Original Low Profile Cap

Price: Release on Spring 2019
Color: Navy / Khaki / Bordeaux Shape: Low Profile type



YB FLAT VISOR CAP

Price: Color: Gray / Camo / Black



YB Ventilation Hat

Color: Navy / Black Price:



YB Work Cap

Color: Navy / Black Price:



NEW PG Rod Belt

Power grip with Neoprene Rod belt



L 40mm×350mm 1set:2pcs
Price:
LL 99mm×500mm 1set:2pcs
Price:

Release on Spring 2019
This is Rod belt that Antiskid rubber have been sewn on part of it. You can use it as rod belt ordinarily situation, and if the joint was fixed too tight, please grab and twist with antiskid rubber to separate them. Incredible power of grip will help you to separate them in each piece safely. If the rod got wet, the performance of antiskid will not be decreased. Please take one of them to next fishing trip for just in case.



Rod Belt Neoprene Rod belt

Color: Black
Material: Neoprene & Piece of Velcro
S 26mm×190mm 1set:2pcs Price:
L 40mm×350mm 1set:2pcs Price:
LL 99mm×500mm 1set:1pc Price:
LL 99mm×500mm 1set:2pcs Price:



Shoulder Hang Belt

Price:



Shoulder hang belt
(For bunched rods with Tip cover or Rod belt)
Can be held by belt of Velcro tape with Antiskid material.
Super handy whenever and wherever you carry bunch of rods.

NEW YB ORIGINAL POACH

Price: Release on Spring 2019
Size: W:90mm
H:145mm
D:50mm
Material: Polyester
(Lining: Nylon)

※Design will be renewed in 2019. Please understand the design of this catalog is on developing phase so it might be changed without notice.
Carabiner and strap with it to attach your life vest or belt.
Water stop double zipper
※It is not waterproof product.



TipCover S

Length 360mm
Black: Neoprene & Piece of Velcro
Price:
Suitable for light class rods
(BlueCurrent etc.)



TipCover M

Length 450mm
Black: Neoprene & Piece of Velcro
Price:
Suitable for medium class rods
(Early, Ballistick BlueSniper etc.)




Embroidery Emblem

(Iron ons type)
Price:



Fish logo sticker

8 Type Price:



Color: White (Cut out letter)
Size: 170 mm × 70 mm

※Please note that design of Fish logo sticker might be changed without notice.

Cutting Sticker

4 Colors Price:



Size: 309 mm × 127 mm

Cutting Sticker (Mini)

5 Colors Price:



Size: 170 mm × 70 mm

YAMAGA Blanks Members Limited Rod Series

Products on this page are manufactured limited number in particular season. Please get in touch with retail shop or our official agent in your region for details.

New BlueCurrent 57JH TZ/NANO PROFESSOR

Length: 1715mm Closed Length: 875mm Weight: 58g Carbon: 99.8%
2pcs/Spigot ferrule Lure: Jighead ~5g Line: PE ~0.4/NY·FC1~3lb
Price:

The new BlueCurrent Professor series are specialized models which have been refined to achieve super smooth bend curve remaining sharpness with re-tuned blanks and spigot ferrule. If the distance in between you and fish is very close and you are required to become sneaky to approach spooky one, this 57JH which is shortest and finest stick of this series will be your perfect choice. Super light and fine blanks will enable you to cast and manipulate tiny jig head at your will. And butt power will not let you afraid of large fish hooked up accidentally.

• TZ Titanium frame K guide(Fuji) • NANOALLOY® technology is employed

New BlueCurrent 66JH TZ/NANO PROFESSOR

Length: 1990mm Closed Length: 1020mm Weight: 63g Carbon: 99.8%
2pcs/Spigot ferrule Lure: Jighead 0.2~6g Line: PE~0.4/NY·FC1~3lb
Price:

Compared to previous 66TZ/Nano, sensitivity, sharpness and flexibility of new 66JH have been refined. If you are going to aim target at Mid-range with light jig head, this 66JH will help you to deliver your rig delicately and approach selective fish technically. Once you fish with it, you will notice the differences between this 66JH and previous one.

• TZ Titanium frame K guide(Fuji) • NANOALLOY® technology is employed

New BlueCurrent 70 Plug TZ/NANO PROFESSOR

Length: 2140mm Closed Length: 1090mm Weight: 67g Carbon: 99.8%
2pcs/Spigot ferrule Lure: Plug Max7.8g(ComfortWeight 1.6~4.5g) Line: PE 0.2~0.4
Price:

If you are super keen with plugging game, this 70Plug is specialized for it! Especially if you are aiming at light game target such as mackerel or Rockfish, there is nothing but this 70Plug. You can give action such as light twitch or jerk to plug from 1.6g to 4.5g very comfortably and flexible tip will not let you lose small bite of selective fish. Some times you will be faced situations that fish is feeding on surface little farther than you thought you can choose plug up to 7.8g and shoot it like a ballet and just retrieve it. You can get finest result that you have ever achieved.

• TZ Titanium frame K guide(Fuji) • NANOALLOY® technology is employed

New BlueCurrent 73 All-Range TZ/NANO PROFESSOR

Length: 2225mm Closed Length: 1135mm Weight: 73g Carbon: 99.8%
2pcs/Spigot ferrule Lure: 0.5~12g Line: PE 0.2~0.6
Price:

This 73All Range is shorter length version of 85TZ/Nano All Range. The versatility and specialty have been fused on blanks of 73All Range. So if you wish to manipulate various kind of lure such as jig head, plug, metal jig or even Egi, this All range will be your best partner. You will sense that potential of 73All range way beyond your imagination once you fish with it.

• TZ Titanium frame K guide(Fuji) • NANOALLOY® technology is employed

BlueCurrent 70TZ Trippers

Length: 2145mm Closed Length: 560mm Weight: 72g Carbon: 99.8%
4pcs/Spigot ferrule Lure: ~12g Line: PE 0.3~0.8
Price:

This is 4pcs model of BlueCurrent. Although it is going to be perfect rod when you are traveling, of course you can take it to your main field as a daily use rod. We have loaded enough sensitiveness and sharpness as one of BlueCurrent so we recommend you to use it not only for light salt game but also for trout in the small stream. The closed length of it is 560mm to put in the suits case. We believe that you cannot help taking it whenever and wherever you go out. Enjoy fishing with it as you like.

• TZ Titanium frame K guide(Fuji)

BlueCurrent ShallowSniper 610/TZ

Length: 2120mm Closed Length: 1095mm Weight: 73g Carbon: 99.8%
2pcs/Spigot ferrule Lure: 5~16g Line: PE 0.6~1
Price:

We have selected high resilience fibers of carbon to achieve sensitiveness and speed of response. This is special tuned model to aim seabass and black sea bream. You will be surprised that how clear signal and strong vibration which are transmitted through this blanks. • TZ Titanium frame K guide(Fuji)

BlueCurrent 60 Junior

Length: 1830mm Closed Length: 940mm Weight: 62g Carbon: 92.5%
2pcs/Spigot ferrule Lure: ~7g Line: PE 0.3~0.8
Price:

Although it is designed for kids over 5 years old, of course it has gotten durability, strength and toughness as spin off of BlueCurrent series. We have achieved versatility to use many kinds of lures with high cost performance. It is well balanced to be used by kids and adult also. We believe it is going to be one you will always take to fish no matter lure or bait. • Alconite Stainless frame K Guide(Fuji)



Support

Precautions for use

- Do not cast with tangled line or line trouble in the reel. This may cause the rod to break. Furthermore, if you miss or forget to put the line through a guide, this may result in damage or breakage of your rod.
- If you continue to reel in your rig (lure, popper, jig etc) after it has reached the top guide, this will cause the rod to break.
- If you force the joint section of the rod when joining together, this will cause cracking or splitting of the joints.
- If you use the rod while the joint section is still loose, this may cause breakage.
- If the joint section is stuck together, use a rubber sheet for added grip while twisting away from each other.
- Beware of power cables, overhead power lines or phone lines. The material (carbon) will easily pass through electricity causing serious injury or death.
- If you hear or see lightning approaching while in use, pack the rod away or stay away from the rod. Lightning may strike causing serious injury or death.

Maintenance and storage

- Wash rod with running water to rid of any filth and salt. Then wipe off any excess water.
- If you store your rod without wiping off excess water, this may cause blisters on the blank. Storage in well ventilated area as with no high temperature.
- Please do not leave the rod in your vehicle for long durations in summer. This will cause blisters and warping of the blank.

Contents in this catalog

- Include accurate specifications of rods, written in accordance with the regulations set by the Japanese National Fishing Rod Fair Trade Conference.
- Prices and specifications listed on this catalog may be altered without notice.
- The colors presented in the pictures may differ from the actual color. Furthermore, some products are prototype rods in the developmental stage and may differ when it reaches the final product.

Requesting repairs

- Please be aware that personally modified rods will not be covered by warranty (even if it is within the warranty period).
- If you are requesting for repair, please send in the whole rod (not just the section of the breakage).

Repairing and After service

- Please take or send products which is required repairing to sales outlet. At that moment, please send a whole rod (not only the section of the breakage)
- Please be aware that any rod that was personally modified will not be covered by warranty (even if it is under warranty)
- Any repairing that we have judged as changed/tampered the specification or made to order is unacceptable.


About contents on this catalog

- Price and specifications might be changed without previous notice.
- Some of images on this catalog are proto type so it might be different from actual products.
- Images on this catalog might be different from actual products depend on condition of printing.
- There are some images of single lock nut even though it is mentioned as double lock nut on specifications. Products that have been shipped after December 2017 have been modified to double lock nut type.

YAMAGA Blanks Web Contents

YAMAGA Blanks Official Web Site

<http://yamaga-blanks.com/>



YAMAGA Blanks Movies

<https://www.youtube.com/user/YAMAGABlanks>



YAMAGA Blanks FaceBook Page



<https://www.facebook.com/YAMAGA-Blanks-288885410654/>



YAMAGA Blanks Instagram



<https://www.facebook.com/YAMAGA-Blanks-288885410654/>



